

PASCAS FOUNDATION (AUST) Ltd



1

PASCAS FOUNDATION (AUST) Ltd
11 Crenshaw Court
Parkwood 4214 Queensland Australia

ABN 23 133 271 593
www.pascasworldcare.com

Bs +61 7 5594 0479
www.pascashealth.com
Em: info@financefacilities.com

WORLDWIDE SURVEY
LIFE is MEANT to be EASY

15 May 2024



simple is what LIFE is meant to be!

EDUCATION CANNOT WAIT

One Cause – One Pathway

simple is what life is meant to be!

Simple is what life is meant to be and we are doing our best to make life as hard and unbearable as possible. We have made our living and lives on Earth – Hell!

We each have been indoctrinated and consequently live worshipping our minds while suppressing our feelings. Our feelings are our truth while our minds cannot discern truth from falsehood.

This simple concept of how we live – mind-centric – disrupts the flow of light around and through our bodies. These disruptions upset the required balances in energy throughout our physical bodies bringing about discomforts, pains, illness and disease. We generate all our own health issues!

Because we pass this way of living onto our children, including all of our many erroneous beliefs which we infuse our children with, we are guaranteeing our next generation that they will be as retarded and clueless as we each are. We perpetuate stagnation of humanity through suppressing our own children.

Just to make our days full of busyness, we each pat ourselves on our back when we reach an assumption. We experience a little adrenalin rush when we make an assumption, thus deluding ourselves of our incompetence. Then we go off and act on the assumption only to find it is an error. The error rate of assumptions is 98% with the other 2% being flukes! The same follows with our thinkingness – similar error rates! Using our minds to live is tiresome and error ridden – stubborn foolishness!

This way of living was induced upon us by hidden controllers for their personal agendas. They knew that women are closer to their feelings than men, so men were coerced to make women subordinate to men. Thus we see family domestic violence throughout all societies worldwide.

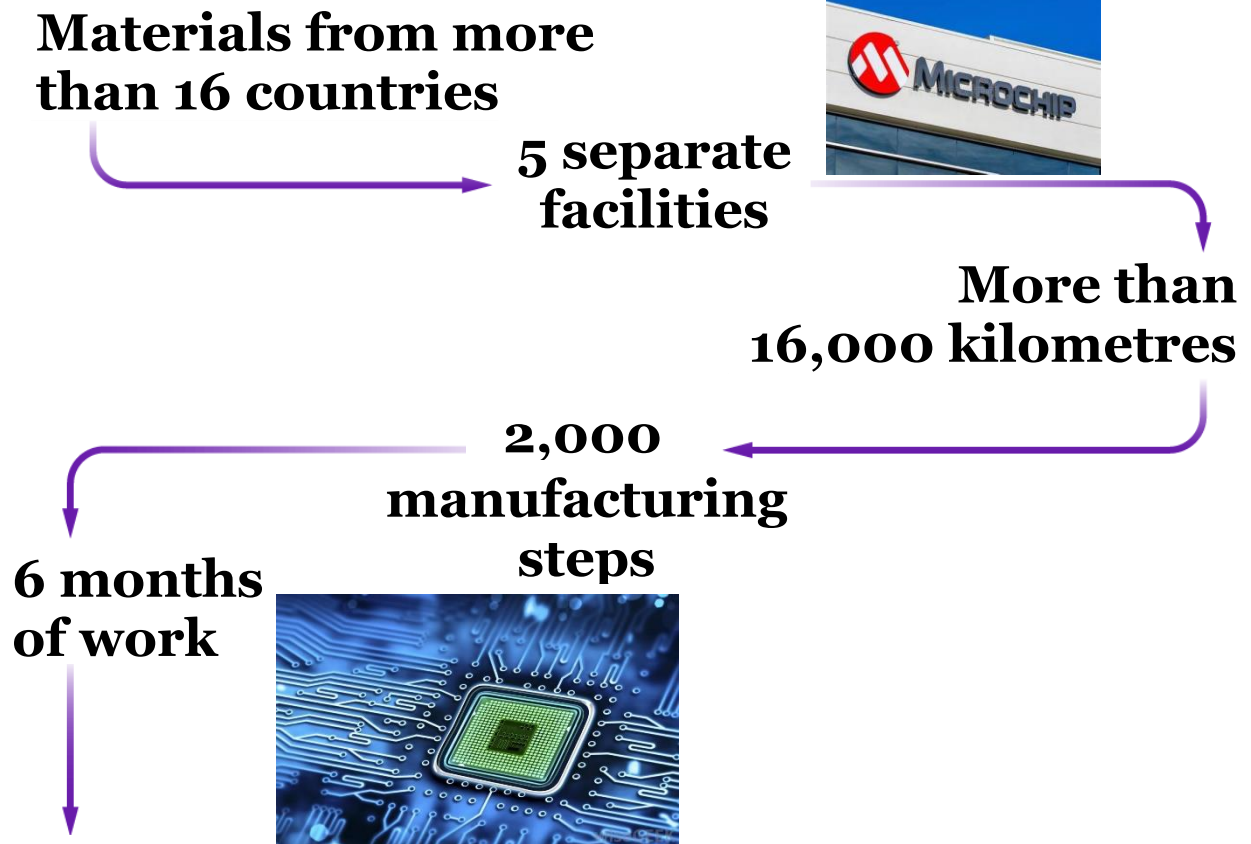


In anticipation of the potential northern hemisphere disturbances, southern hemisphere countries may need to focus upon critical supply issues unfolding due to the potential breaking of supply chains. An example is the potential for complex microchip manufacture supply lines being broken. There is no manufacturing of complex microchips undertaken in the southern hemisphere. All critical supplies of all staple and basic items need to be addressed and brought home for manufacture, at least to the level to guarantee national availability.

Strategic manufacturing is best located taking into mind extreme weather events, thus consider locations at elevations above 100 metres, such as in Queensland, Toowoomba 700 metres, Mount Tamborine 450 metres, Canungra 100 metres, Atherton Tablelands 500 metres, or similar elevations.

The Global Effort to Make a Microchip

<https://www.nytimes.com/interactive/2024/03/20/business/economy/semiconductor-chip-manufacturing-us.html>

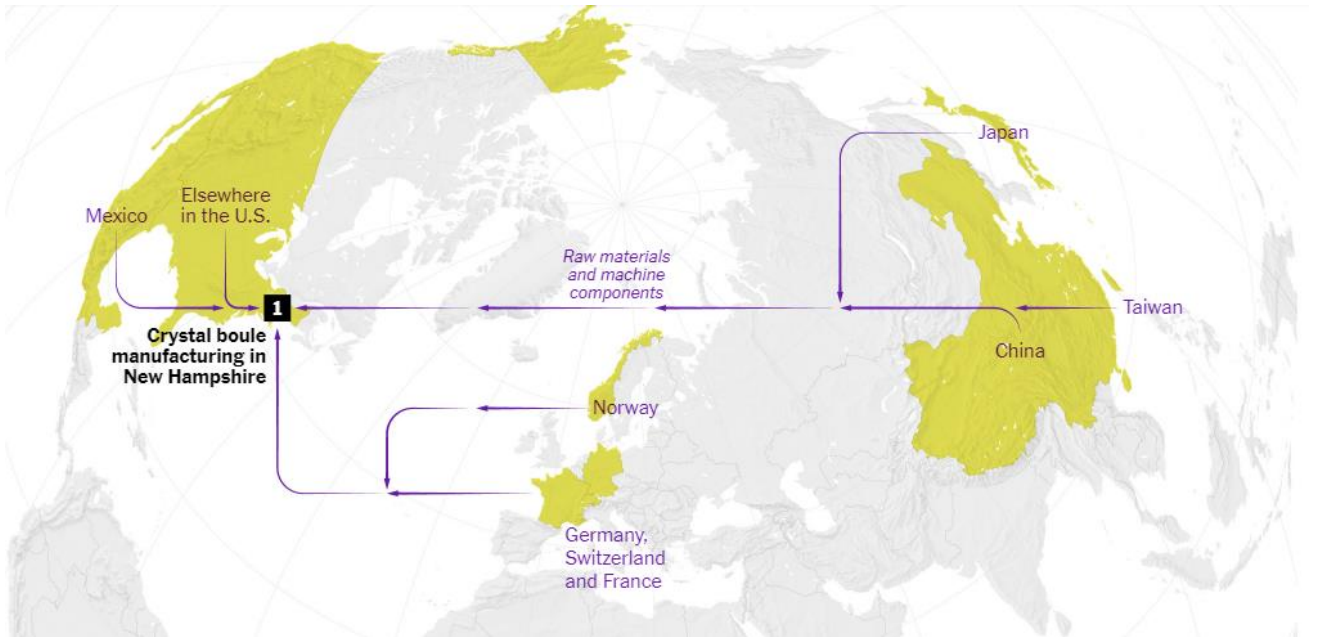


Computer chip and electronics production is likely to be centred in Asia for the foreseeable future, Moody's Analytics said in a recent report. Tech companies are under intense competitive pressure to keep costs down while innovating, meaning they are driven to work with the most skilled manufacturers in Asia, said Chance Finley, Onsemi's vice president of global supply chains.



The incredible cost of chip manufacturing facilities — which range from US\$5 billion to US\$20 billion to build, more than a nuclear power plant! — encourages domestic chipmakers to outsource manufacturing to foreign facilities rather than build their own, he said. Chips also happen to be small and light, which makes them easy to move around the world.

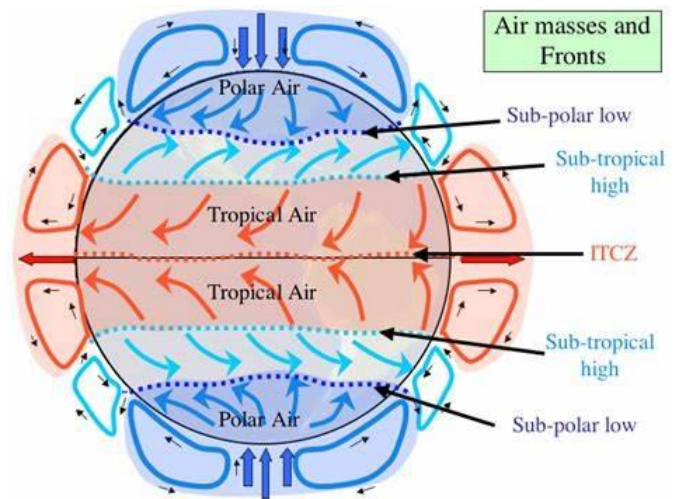
Many stages of Onsemi's manufacturing process are done in house. That is somewhat unusual for chip companies, which often outsource certain production stages. Other chip supply chains are different, but no less international. Many run through **Taiwan, which produces more than 60% of the world's chips, and more than 90% of the most advanced chips.**



The coloured areas all contribute to complex microchip manufacturing, however these same areas also represent high volume manufacturing. Motor vehicles are one such item and it is not just motor vehicles, static engines are produced in a higher volume than motors for vehicles!

Secure access to medical equipment, supplies and pharmaceuticals are of paramount importance. A review of critical consumables and supplies will reveal just how dependant a nation is on supplies from regions that are likely to be impacted by a global conflict unfolding. These supply dependencies need to be strategically addressed.

Southern hemisphere nations may remain free of northern hemisphere air contamination and pollution, thus further strengthening the need for strategic manufacturing of critical products in the southern nations. Should World War III unfold then that may make one hell of a mess of the northern hemisphere!



Thus, dependence upon supply lines, particularly from the northern hemisphere may be futile, if not fatal.

Further, as weather events become more extreme, coastal facilities may become more and more subjected to ever increasing extremes.

This is a time of great change for all of humanity. All institutionalised systems and norms are to be replaced with The New Way, the way of Living Feelings First with the mind to follow. Nothing is or will remain the same.




Australia signs deal worth almost AU\$1b with PsiQuantum to build world's first 'useful' quantum computer

<https://www.abc.net.au/news/2024-04-30/australia-signs-deal-for-first-useful-quantum-computer/103781352>

ABC Radio Brisbane / By Kenji Sato, Craig Zonca and Loretta Ryan, and Steve Austin

Tuesday 30 April 2024



Quantum computers can easily bypass existing cybersecurity measures. (Supplied: UNSW)

- **In short:** Australia will invest nearly a billion dollars to build the first commercially useful quantum computer in Brisbane.
- The federal and Queensland governments are each chipping in AU\$470 million to the tech startup PsiQuantum.
- **What's next?** PsiQuantum hopes to build an error-corrected computer by 2029.

Australia will invest almost a billion dollars in a bid to build the world's first commercially useful quantum computer in Brisbane.

The Queensland and Australian governments have set aside AU\$470 million each in grants, loans and share purchases for the company PsiQuantum.


PsiQuantum will attempt to build the world's first large "fault-tolerant" quantum computer, free from the errors and instabilities that render other quantum computers impractical.

The company said this would be the world's first "useful" quantum computer, capable of being used in industry, research and defence without significant errors.

Australia's Chief Scientist Cathy Foley told ABC Radio Brisbane quantum computers would soon be a part of everyone's everyday life.

"It's going to be the most complex machine ever built by humanity," Dr Foley said.

"Quantum computing is going to revolutionise computing power because it can use different principles of physics that we previously couldn't access," she said.



Cathy Foley says the new quantum computer will be the most complex machine ever built. (*Supplied: CSIRO*)

"We'll be able to solve complex problems that we just can't do — even very basic ones like how to work out the best route for trucking or organising ports and even high school timetables."

She said the Queensland government had set aside AU\$5 million to research how quantum computing could help organise the logistics of the 2032 Brisbane Olympics.

PsiQuantum was co-founded by two Australian University of Queensland graduates, Jeremy O'Brien and Terry Rudolph, in America's Silicon Valley.

As part of the deal, the company will relocate to Brisbane, where it will build its warehouse-sized supercooled quantum computer.

Dr Foley said the Australian scientific community was "very excited" to see Australian governments invested in developing its technology within its borders.



She said Australian scientists wanted to avoid a repeat of what happened with photovoltaic cells, which were invented at the University of NSW but then exported and commercialised in China.

Professor Andrew White says the new quantum computer will harness the power of nature itself. (*Supplied: University of Queensland*)

University of Queensland Professor Andrew White said the first breakthroughs in quantum mechanics were made by Brisbane researchers at least 20 years ago.

Professor White said the new quantum computer will have immediate uses in industry and scientific research.

But in the next 30 to 40 years, the technology will become more widely available and "change everything", much like the personal computer did, he said.

How do they work?

Professor White says quantum computers use the principles of nature to perform many more calculations than a classical computer is capable of doing.

He said quantum computers harnessed the "weird" power of quantum mechanics to solve problems that were too complex for any classical computer.

"In quantum mechanics, things can genuinely be in two places at once — we call that superposition," Professor White said.

"There's a thing called entanglement where quantum systems correlate with each other and it looks like nature's cheating.

"So what we're trying to do with quantum computers is hack nature, do the stuff that she's doing all the time and use it to our advantage."



Ed Husic said Australian governments have previously declined to invest in technology industries, prompting them to go overseas. (*ABC*)

Federal Minister for Industry and Science Ed Husic said the government did not wish to repeat the mistakes of the past by allowing this technology to go overseas.

He said Australia's historical failures to support a local chip manufacturing industry had meant those industries had moved to Asia.

"[PsiQuantum] left our shores because they didn't think that we'd have an interest or a desire to back this type of technology," Mr Husic said.

"Now these Australians want to come home to ensure that we can become a tech manufacturing powerhouse."



Australia can be home to a "strong quantum ecosystem", said Prime Minister Anthony Albanese. (*ABC News: Nick Haggarty*)

Prime Minister Anthony Albanese said the government wanted Australia to become a centre for quantum growth for the rest of the planet.

"We are proud to be working with the Queensland government to make visionary investments in the future of our nation," he said.

"This investment shows we are serious about building a strong quantum ecosystem here in Australia."

PsiQuantum's Terry Rudolph told ABC Radio Brisbane that Queensland researchers had been uncovering the physics behind quantum computing over the last 25 years.

However, Professor Rudolph said that it was only since 2015 that the practical engineering problems began to seem solvable.

He said the company was confident that Queensland had the expertise in engineering, manufacturing, science, and technology to pull it off.


"There's many problems we know that, even if we turned all the silicon in the solar system into a classical computer, we would never be able to solve those problems," he said.

"The cool thing is for some of those same problems we know we would never solve with a classical computer, the total number of steps it's going to take on a quantum computer is vastly less."

Queensland Premier Steven Miles said the state should not lose another opportunity to support a burgeoning industry.

"By being early adopting ... we can ensure that industry develops here, and we're not trying 20 or 30 years later to play catch-up," he said.

"This is all about adding an additional capacity to our state that will be recognised globally and draw investment to Queensland from right around the world."



Quantum computing

https://en.wikipedia.org/wiki/Quantum_computing

A **quantum computer** is a computer that takes advantage of quantum mechanical phenomena. On small scales, physical matter exhibits properties of both particles and waves, and quantum computing leverages this behaviour, specifically quantum superposition and entanglement, using specialised hardware that supports the preparation and manipulation of quantum states.

Classical physics cannot explain the operation of a quantum computer, and a scalable quantum computer, if it existed, could perform some calculations exponentially faster (with respect to input size scaling) than any current "classical" computer. A large-scale quantum computer could break widely used encryption schemes and aid physicists in performing physical simulations; however, the current state of the technology is largely experimental and impractical, with several obstacles to useful applications. Moreover, scalable quantum computers do not hold promise for many practical tasks, and for many important tasks quantum speedups are proven impossible.

The basic unit of information in quantum computing is the qubit, similar to the bit in traditional digital electronics. Unlike a classical bit, a qubit can exist in a superposition of its two "basis" states. When measuring a qubit, the result is a probabilistic output of a classical bit, therefore making quantum computers nondeterministic in general. If a quantum computer manipulates the qubit in a particular way, wave interference effects can amplify the desired measurement results. The design of quantum algorithms involves creating procedures that allow a quantum computer to perform calculations efficiently and quickly.

Physically engineering high-quality qubits has proven challenging. If a physical qubit is not sufficiently isolated from its environment, it suffers from quantum decoherence, introducing noise into calculations. Paradoxically, perfectly isolating qubits is also undesirable because quantum computations typically need to initialise qubits, perform controlled qubit interactions, and measure the resulting quantum states. Each of those operations introduces errors and suffers from noise, and such inaccuracies accumulate.

In principle, a non-quantum (classical) computer can solve the same computational problems as a quantum computer, given enough time. Quantum advantage comes in the form of time complexity rather than computability, and quantum complexity theory shows that some quantum algorithms for carefully selected tasks require exponentially fewer computational steps than the best known non-quantum algorithms. Such tasks can in theory be solved on a large-scale quantum computer whereas classical computers would not finish computations in any reasonable amount of time. However, quantum speedup is not universal or even typical across computational tasks, since basic tasks such as sorting are proven to not allow any asymptotic quantum speedup. Claims of *quantum supremacy* have drawn significant attention to the discipline, but are demonstrated on contrived tasks, while near-term practical use cases remain limited.



simple is what life is meant to be!

Amazingly, it has not been previously understood that should we heal ourselves of what we each have taken on of the Rebellion and Default via our Childhood Suppression being experienced throughout our childhood formative years, such healing being through Feeling Healing, then we would no longer need to experience physical discomfort, pain, disease or any illness.

Sickness comes about in its diverse forms to draw our attention to our emotional injuries and errors of belief. Once we fully heal ourselves then we no longer need to experience illness! Feeling Healing is the only pathway!

The extreme diversity in the forms of illness is of a direct reflection of the diversity of our personalities and the suppressive environments we each have experienced.

It is only upon completion of our Feeling Healing that such propensity for physical health arises.

However, now it can be understood why allopathic medicine, traditional medicine and all other health systems do not bring about a cure. That is because the underlying cause has not been previously recognised and consequently it is never addressed.

To engage in living Feelings First and then to embrace Feeling Healing is addressing our Childhood Suppression as well as our ongoing Repression that continues throughout all of our life. Further, by also embracing Divine Love we are also Soul Healing and thus fitting ourselves to become of Celestial Soul Condition which we can do while living in the physical on Earth.

Humanity, over many thousands of years, has progressively gone deeper and deeper into wrongness through living mind-centric. We have always taken the wrong option – our choices have always deepened our suppression of our truth and personality.

By embracing The New Way, living Feelings First, humanity will begin to resolve the social ills that prevail throughout all societies. Progressively the circumstances for world peace will arise.

This is what the following pages reveal.

Aspiring to Living Feelings First

Asad Basit, Dean Rowley, Gary Wilson, Graham Golding, Helen Adam, Ian Dowling, Jim Baker, John Doel, Lachlan Riddell, Lillian Nielson and Peter Wildin

Pascas Foundation (Aust) Limited

My Fangs or your Fangs?



**Our path may be narrow or broad in our range of what we are to experience.
 There is nothing that we individually can do to step outside of our pathway.
 We are each unique personalities having an individual life experience.
 Our life plan is part of the collective plan for the whole of humanity.
 Every personality has her or his own program.
 We each carry out our own personal program.
 Our life experience is set at our incarnation.
 Our journey is a wonder to comprehend.**

**As man achieves consciousness, he will be given rights incomprehensible.
 Inside you and me is all that is to be known – through our soul-based feelings.
 People possess various types of freedom but they cannot live outside of their plan.
 It is up to each of us to decide whether or not to use the resources within.**

**For some reason, people have been always choosing the technocratic path, but that
 always leads them to disaster. All planetary disasters are always created by people's
 thoughts. Thoughts that are followed by actions! Disasters avoided are followed by
 others – typically greater. Illuminating souls of the technocratic world is an uphill
 battle.**

**During a technocratic (technology focused) period of life, people cease to be
 intelligent beings. It's necessary not to appeal to people's minds, but to their feelings,
 and through their feelings, to inform them of the Divine program, and in order to do
 this, one has to sense and comprehend it for oneself.**

**As man perfects the Divine world order, she/he will necessarily become more and
 more perfected, and there is no limit to see to this phenomenon. Great resources will
 open up before them.**

Anastasia – Ringing Cedars

LIVE TRUE TO OUR FEELINGS; AND LONG FOR THE TRUTH OF THEM.

Leaders who **DELIVER**

VS

Leaders who **DESTROY**



PASCAS leadership encourages all to embrace and follow their passions. Parties are to follow and embrace their self-expression and innate truth which is always welcome and is our innate guidance. Parties are to be supported through good and bad experiences – we all learn. Leadership is to rally around and assist events that have difficulties by bringing about solutions. Team structures are not individualisation of silos, but opportunities for many to meaningfully gain experiences on a broader scale, we are not to impose our will upon others but to assist self-expression and discovery by all; life is about experience and true self-expression.

Humanity is presently embracing being mind-centric, thus, unknowingly generating all that brings about the social issues that dominate every society around the world. Only through our feelings, which are always in truth and love, will the malaise and zombiism of humanity abate and then, only then, will we begin to put children first. Each incremental step and advance we achieve in living feelings first, we as parents benefit our children. This benefit is then passed through to the following generation, and so on. Further, we are too long to understand and know the truth behind what our feelings are guiding us to consider. Slowly we will come to understand the truth of our feelings and what they are showing us.



simple is what life is meant to be!

So what are our lives all about here on Earth?

Saturday, 9 December 2023

Our Heavenly Mother and Heavenly Father (God) have created us, their spirit children, by giving us a soul (with a soul-mate / partner) and a unique personality. They then send us as spirits clothed in a flesh body to start expressing ourselves, our personality, in Their Creation, far away from Them on a planet we call Earth (Urantia).

We are then to have experiences through personality interaction, by having things to do with each other, starting with our parents and family, all so with our feelings we can grow in truth, which is the bringing to light the ongoing truth and understanding of who we are as a soul-personality and who our Heavenly Parents are. And we're to ascend through the Celestial heavens having left the Earth as we continue to grow in truth through our feelings, all the way to Paradise, that being the Home of our Heavenly Parents, so we can meet our Mother and Father in person. The whole of this phase of our existence in Creation being one big Ascension of Truth scheme. There are a host of Angels and other Mind Beings that help us spirits in our growth of truth, from being on Earth all the way to Paradise.

All our difficulties we face on Earth have been amplified and greatly increased because many years ago the Higher Spirits that were overseeing humanity, who were supposed to help us grow and evolve and awaken our understanding about we being children of God, rebelled against our Mother and Father. These Higher Spirits said they knew better than God, they knew what true freedom and liberty was, that we can all go it alone, we don't need God, and we don't need to be enslaved to God by having to live God's Will and doing what God wants – by following our Mother and Father's Plan for us; we can ditch that Plan and Them, and make our lives be whatever we want them to be. So the Evil Ones imposed their way on humanity on Earth.

Then added to that confusion, Eve and Adam came to Earth to help uplift the people, they also being Higher Spirits, and they were corrupted by the Evil Ones, they Defaulting when Eve and Adam went against God's Plan, Eve believing she could speed things up a bit, taking matters into her own hand. So all Eve and Adam experienced by Defaulting against their true path, became passed to and integrated in humanity.

So we are conceived on Earth into the Rebellion, by Default. We don't know we're actually rebelling against God, it all happens mostly unconsciously, it being passed to us when we're a child by our parents. So all parents are evilly bringing their children into the Rebellion without even knowing it, so by Default. We believe we truly love our children and our children truly love us, and yet how can that be when we're all living inducted into a truth-denying and love-destroying Rebellion. And we don't understand that, the horror we're actually living, and that is our greatest impediment to our living happily and in total peace and love on Earth.

We have been made right from the beginning to go against ourselves and God. So we are not using our feelings to grow in truth, we are using our mind to stop ourselves honouring our feelings the right way, using our minds to pretend what we believe is truth, when it's not, and is only a lie. We have created with our minds, all the ways of the world, all the religions, all our societies, all what we believe is the right way to live, however it's all wrong, because it's all within, and as result of our being in the Rebellion. So adhering to a religion is only using that religion to keep you bound up in your rebelliousness, that which you took on from your parents, family and society. So all we think is right on Earth, might not be so, it being actually wrong, because we're all around the wrong way, yet without knowing it.

We try to live good and happy lives, yet we're full of bad feelings we keep suppressed because we weren't allowed to express them freely when we were growing up. We use our minds to pretend we're 'in love' and happy, when really deep in our soul, we're all very unhappy and feel rejected and unloved. Our lives are a mind-created delusion based on untruth and erroneous beliefs of the mind, all but devoid of the truth we need to show us this is how we are.

Being of the Rebellion and Default on Earth, we face a choice that has only just recently been offered to us, because the Evil Ones are no longer controlling the Rebellion and Default, they coming to their natural end.

And that choice is: to keep living the Mind Way we've all grown up in, living denying the true expression of our feelings and so denying ourselves the truth that would come from them, so stopping our true spiritual growth and ascent to Paradise; or, wanting to end living against ourselves, and set out to live The True Feelings Way, a New Way, and one in which we live wanting to express all our feelings, including all our repressed childhood ones, as we long sincerely for the truth of them. All so we can gradually, through our feelings, grow into understanding and living true to our being rebellious, so we're no longer believing we're good and living the right way and with God, understanding instead the truth that we're living the wrong way and doing all we can to stop ourselves evolving all the way to Paradise to be with our Mother and Father.

So we can now either continue living deluded, as we've always been, not having a clue about the true way to live; or we can look to do our Feeling-Healing, and then our Soul-Healing when we also decide to long to our Mother and Father for Their Divine Love. And if you don't live this New Feelings Way, you won't grow in truth, and so will never get out of the mind Mansion Worlds, never healing yourself of the Default and Rebellion, so never being able to completely live back at-one with God in the true and right way, living God's Will by simply attending correctly to our feelings; rather than incorrectly living it, which is not living it, by believing using our mind we are living God's Will because we adhere to the practices and beliefs of a religion.

The Rebellion and Default is ending, and so too can we now end it within ourselves. Humanity is to embrace its Soul-Healing and stop being wrong, unloving and against itself. The next Age of 1,000 years is one to be highly charged by the Angels and other Mind Beings who will assist all people who want to come together and live in 'sanctuaries' doing their Soul-Healing together, with everyone wanting to divest themselves of the Rebellion and Default.

And gradually humanity will come back on track, coming to understand the handicap that's been imposed on it by the Rebellion and Default, throwing it off, and so with everyone who's born in future having a better chance at setting out for Paradise as soon as they become an adult. They understanding how to live true to themselves by living true to their feelings, whilst longing for the truth of those feelings.

Summary:

The Evil Higher Spirits fucked us up by causing us to live denying the truth of ourselves. No matter how good and right people might think they are, they are fucked, bound up in the unloving Rebellion and Default. The only way we can heal ourselves, ending being of the Wrongness, is to do our Spiritual Healing, that being to live the right way honouring and being true to our feelings, looking to fully express them, whilst we long for the truth they are to show us about how wrong and fucked we are. And once free of all our sins and errors, all the pain and suffering, once we've let go of our controlling mind and look to live truly from our feelings, then we'll be full of love, and happy ever after. Living a true spiritual life.

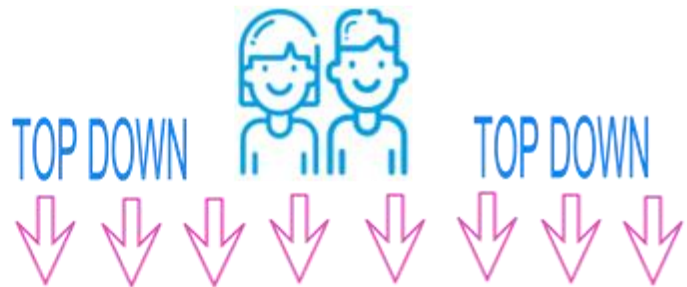
Or even more simply: We're all fucked, and only doing our Spiritual Healing will un-fuck us.

James Moncrief

System Rebellion and Planetary Default

REBELLION & DEFAULT - ending process!

Everything is to change!



From all points of view!



World faces persistent low growth in absence of productivity reforms, IMF says

<https://www.reuters.com/markets/world-faces-persistent-low-growth-absence-productivity-reforms-imf-says-2024-04-10/>

By Reuters

10 April 2024



File photo: An employee works on the Yaris 4 car assembly line at the Toyota Motor Manufacturing France (TMMF) plant in Onnaing near Valenciennes, France, April 4, 2024.

REUTERS/Benoit Tessier/File photo

WASHINGTON, April 10 (Reuters) – Global economic growth will reach just 2.8% by 2030, a full percentage point below the historical average, unless major reforms are made to boost productivity and leverage technologies such as artificial intelligence, the IMF (International Monetary Fund) said on Wednesday.

The International Monetary Fund released a chapter of its forthcoming World Economic Outlook (WEO) that showed further declines in the global growth rate, which has slowed steadily since the 2008-2009 global financial crisis.

"Without ambitious steps to enhance productivity, global growth is set to fall far below its historical average," the IMF said, warning that expectations of weak growth could discourage investment, possibly deepening the slowdown.

The global lender said the persistent low-growth scenario, combined with high interest rates, could also restrict governments' ability to counter economic slowdowns and invest in social welfare or environmental initiatives.

"All this is exacerbated by strong headwinds from geo-economic fragmentation, and harmful unilateral trade and industrial policies," it said in a blog accompanying Chapter 3 of the WEO (World Economic Outlook – IMF), to be released in full next Tuesday.

A year ago, the IMF said it expected medium-term growth to hover around 3%. **The new forecast reflects downward revisions for medium-term growth across all income groups and regions, most significantly in emerging market economies.**

Disney after a surprise profit in its streaming entertainment division was eclipsed by a drop in its traditional TV business and weaker box office.

The IMF urged countries to take urgent action to counter the weakening growth outlook, warning that it worsened prospects for living standards and global poverty reduction.

"An entrenched low-growth environment, coupled with high interest rates, would threaten debt sustainability and could fuel social tension and hinder the green transition," it said.

The IMF said a range of policies, including better allocation of capital and labour and tackling labour shortages in major economies with aging populations, could offer hope.

It said the growth rate of the global labour supply would reach just 0.3% in 2030, less than a third of its average in the decade before the COVID-19 pandemic.

The IMF said its research showed modest gains could be won by increasing labour force participation, integrating more migrant workers into advanced economies, and optimising talent allocation in emerging markets.

But focused policy actions to enhance market competition, trade openness, financial access, and labour market flexibility could lift global growth by about 1.2 percentage points by 2030.

Harnessing the potential of AI to boost labour productivity could add up to 0.8 percentage points to global growth, depending on its adoption and impact on the workforce, it said.

It said the far-reaching impact of AI was not yet fully understood; it could help boost productivity, while also potentially displacing humans in certain jobs and fundamentally altering the nature of others.

Given such concerns, countries should strengthen their regulatory frameworks, ensure intellectual property protections and work to ensure that the benefits of AI were shared fairly and widely, it said.

<http://www.pascashealth.com/index.php/library.html>

Library Download – Pascas Papers

All papers may be freely shared. The fortnightly mailouts are free to all, to be added into the mailout list, kindly provide your email address. info@pascashealth.com

There just seems to be something incredibly erroneous with the worldwide striving to grow the gross domestic product of the world over all other aspirations.

Should we not prioritise our goals towards the purposes of why we are having a physical experience?

SOME NUMBERS:

Currently, each year we have:

140 million live births
73 million abortions
25 million or so miscarriages

238 million conceptions /
incarnations per annum.

6.5 million child deaths per annum.
About 5% of those born do not make
adulthood.

133.5 million of those incarnated
make it to adulthood.

55% of those incarnated make it to
adulthood.

45% of those incarnated do not have
an adulthood life experience.

Natural love and divine love, and indeed
soulmate love are quite different energies.
Soulmate love is not natural sexual love.
Soulmate love is the only natural love that
matures and continues with us into the
Celestial Realms being beyond the 8th sphere.

Just to step back a little to the above statistics.
For each abortion there are at least two adults
involved. As there are 73 million abortions
each year, then 146 million adults may be
involved in that process. That indicates that
every live birth, well it is more – 110% of
adults – become participants in abortion.

Further, the number of reported abortions are
an under estimation of actual events.

The demonstration of love for children is apparent in as much as nearly one half of all conceived children do not survive early childhood due to the lack of love coming from their parents. Further, it is the emotional injuries and erroneous beliefs of parents that directly impede the circulation of soul light through the spirit body of the foetus and the physical foetus thus distortions occur in the energy circulation bringing about deformations and illness in the newly emerging child.

Miscarriage is a consequence of this function. We, as parents, bring upon the child all of its issues throughout its life due to our own lack of healing. This is why this curriculum for the awareness of Feeling Healing is being introduced! We NOW can address ALL of the social issues confronting humanity worldwide. These revelations have never been understood previously in their entirety as they now are.

Global estimates of INDUCED ABORTIONS:

	1995	2003	2022
World	45,600,000	41,600,000	73,000,000

<http://www.mswm.org/abortions.worldwide.abortionstatistics.htm>

BABIES born Each Year; 140,000,000

It is estimated that there are approximately 140 million babies born throughout the world each year.

http://answers.ask.com/Society/Other/how_many_babies_are_born_each_year

Miscarriage reportedly occurs in 10 percent of all pregnancies. This may be an inaccurate number. However, many women, before realizing a life has begun forming within them, may miscarry without knowing it. Therefore, the miscarriage rate may be closer to 20 or 25 percent.

<http://www.allaboutlifechallenges.org/miscarriage-statistics.htm>

World murder rate: 7.6 per 100,000 people per year.

The NUMBERS: Violent deaths worldwide, 2004:

Total:	740,000
Homicide:	490,000
Indirect consequence of war:	200,000
In war:	50,000

http://www.dlc.org/ndol_ci.cfm?kaid=108&subid=900003&contentid=255032

Over one million people die by suicide every year.

There are an estimated 10 to 20 million non-fatal attempted suicides every year worldwide.

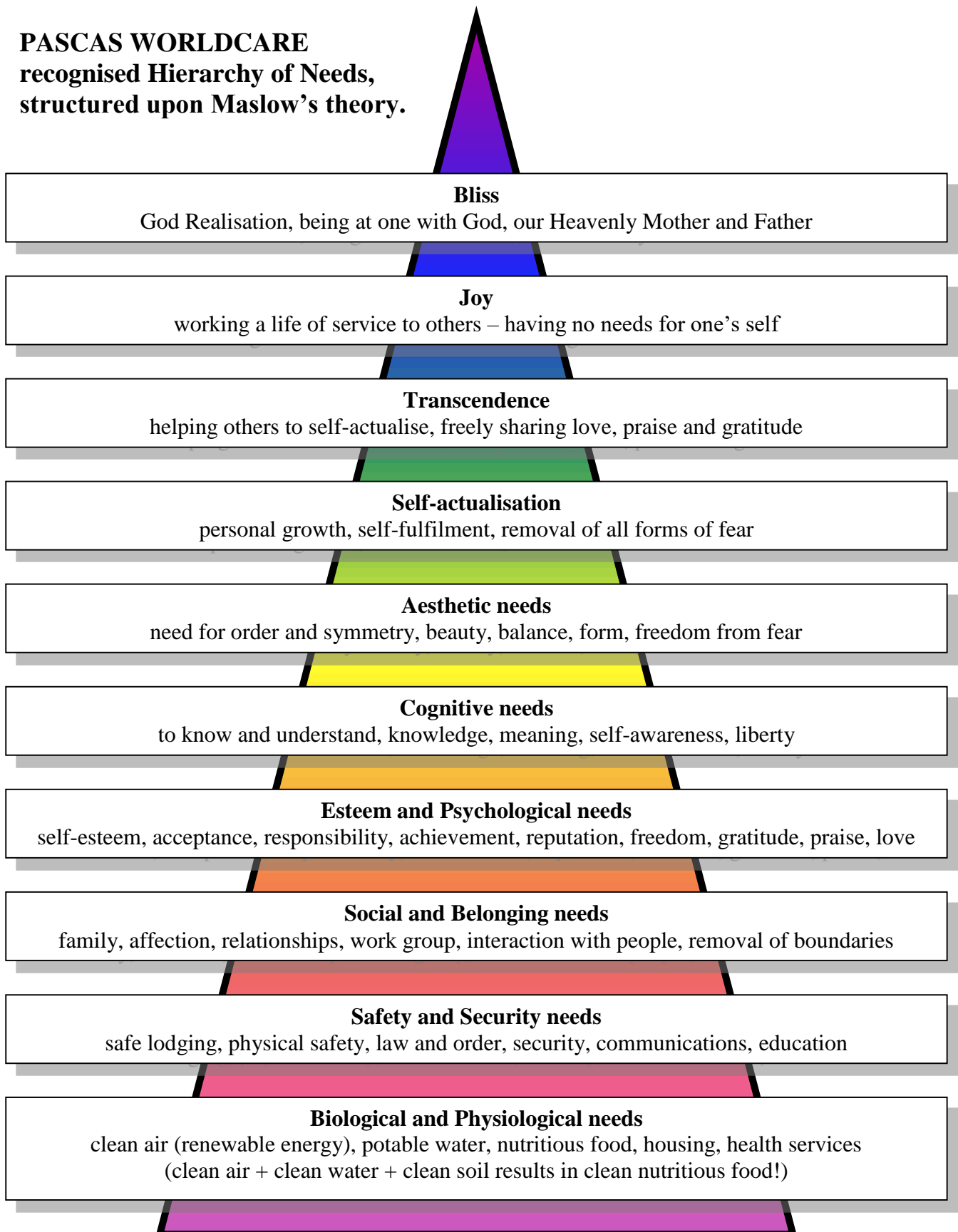
<http://en.m.wikipedia.org/wiki/Suicide>

DEATHS worldwide per annum: 60,000,000

Pollution causes about 40% of deaths worldwide, i.e., are caused by water, air and soil pollution.

<http://www.sciencedaily.com/releases/2007/08/070813162438.htm>

PASCAS WORLDCARE
recognised Hierarchy of Needs,
structured upon Maslow's theory.



REALITY

We each will have our day in the sunshine. No matter what our present situation is, we will each have the opportunity and also engage and deliver unquestionably outstanding feats and demonstrations of our inbuilt intelligence and capabilities.

Presently, all of us are living out our individual Childhood Suppression. If we are not provided with the loving freedom to personally express our true selves, we are going to emulate the ways of our parents and carers that heavily influenced us throughout our childhood forming years, from the moment of conception. We will remain stagnating throughout our lives never experiencing the capabilities that we each are blessed with prior to our conception. We are truly wondrous beings.

Should we personally strive for more complex and interesting experiences, then we will simply grow our demonstrable IQ as we go along on our life's journey of discovery of truth and love.

We are each truth seekers. This is who we are and that is what we will continue to do throughout eternity. By reading this you are already a research scientist!

However, a research scientist is mind-centric, she or he is caught under the glass ceiling trap of the mind and cannot grow beyond 499 MoC on Dr David R Hawkins' Map of Consciousness. Should we each strive to live feelings first then we may grow beyond 500 MoC and even beyond 1,000 MoC while living in the flesh here on Earth. Should we do this then all of humanity will benefit in wondrous ways!

Average IQ (intelligence quotient) score by Job

IQ test range	The average IQ score by Job
80	Factory Packers and Sorters, Labourers; Gardeners; Upholsterers; Farmhands; Miners, Sales Manager.
90	Truck and Van Drivers, Warehousemen; Carpenters; Cooks and Bakers; Small Farmers.
100	Sheet Metal Workers, Machine Operators; Shopkeepers; Butchers; Welders.
110	Salesmen; Foremen; Electricians; Clerks; Policemen; Telephone Operators.
120	Nurses; Accountants; Stenographers; Pharmacists; School Teachers; Managers.
130	Lawyers, Physicians, (Civil and Mechanical), Engineers and Surgeons.
140	Research Scientists and Professors.



"Some people are so poor **all they have is money.**"

- Bob Marley



simple is what LIFE is meant to be!



Technology dependent societies collapse!



Mass Formation Psychosis

Lost and confused!



Feelings First with Mind to follow in support.

Psychic Barriers

Within and throughout any community, we have personalities at all levels on Dr David Hawkins' Map of Consciousness (MoC) scale as of a consequence of the levels of consciousness of their parents own childhood upbringing. Thus the psychic barriers throughout a family are generational. Through childhood suppression we become the level of consciousness of one or the other of our parents.

MoC scale around 100: This is survivalist living. To do nothing more than what is necessary to live. It is a continuation of how one's ancestors have lived for many generations before us. Even though being aware of modern developments and practices, one continues with beliefs and practices of hundreds and thousands of years ago. No amount of governmental money can improve our life experiences until we personally move to step away from traditions and improve our potential through personal development.

MoC scale around 200: Religions introduced over the past 2,000 years may be embraced and have raised consciousness but little is being achieved other than a neutrality in the way one may be living. Living mind-centric prevails. Humanity overall is calibrating around 220 MoC.

MoC scale around 300: Open and free education for all ages and aspirations. Free in cost and free from controlling agendas. Such scenarios over time bring about societal evolutionary growth and instills economic growth and enhanced standards of living. Those of higher levels need to be managers.

MoC scale around 400: Leadership unfolds that bring about the dynamics to provide global development and prosperity.

MoC scale around 500: Until societies recognise that we are to live feelings first having our minds in support of what our feelings are drawing our attention to then very few will grow in consciousness higher than 499 MoC as at that level is the peak that our minds can grow.

Within any group of people all of these levels can exist, living side by side. At each of these levels, what is to be provided is awareness specifically to open the pathway for growth and development to aspire to higher levels of consciousness. It is always for the individual to decide if and when they will seek to embrace their further growth and development. No one can grow or develop consciousness of another.

In recent times, governments have frequently imposed fees upon students engaging in higher education only to find stagnation returning to productivity growth. A counter-productive step for their societies.

Psychic barriers are impositions imposed upon us all to retard and restrain our growth in consciousness and development for the agendas of controlling influences that are now no longer. However, it is up to each of us to recognise our way forward and that is through writings like this.

The benefits of living Feelings First will over time address ALL of the social ills throughout society and open the pathway for infinite growth in one's level of consciousness. This is our destiny!

As we 'learn by doing', artificial intelligence is not engaged in the preparation of a Pascas Paper. Further, as the Pascas Papers are 'layered', that is through multiple slow readings more becomes revealed to the reader we each re-reading. Speed reading degrades the reader's comprehension of what is contained herein.

Psychic Barriers of: Traditions, Customs and Norms

Why is our heritage such a barrier to our evolutionary growth and prosperity? Why do we experience continuation of repetitive cycles of conflict, disease and food insecurity, amongst the array of difficulties?

When we are conceived our soul condition is in a perfect natural love state. As per Dr David R Hawkins' Map of Consciousness, that is a calibration near to 1,000 on his scale. By the time we are six years of age we are calibrating at the level of one or the other of our parents, should they be calibrating differently on the Map of Consciousness (MoC). In this way, the consciousness level of humanity remains stagnant!

Presently, the overall consciousness level of Earth's humanity is around MoC 220.

Psychic Barriers of Traditions, Customs and Norms

Worldwide Level of Consciousness based on the Map of Consciousness

see Power vs Force by Dr David R Hawkins	MoC
6,000 years ago	72
At the time the Vedas were written	74
At the birth of Buddha	91
Prior to the conception of Jesus of Nazareth	101
After the birth of Jesus of Nazareth	147
When Christ was taken from the cross	148
At the Last Supper	150
At the death of the last apostle	182
At the birth of Charlemagne	182
In 827 AD (at the death of Charlemagne)	190
When Abraham Lincoln took office as President	190
Lincoln was shot and killed	193
1944: birth of almost 200 Homo-Spiritus children	194
1987: At the time of the Harmonic Convergence but not necessarily related to it, consciousness of humanity jumped	207
2020: Revelations including Feeling Healing	220

Around 200,000 years ago, high level spirits influenced Earth's humanity to live mind-centric, to ignore and suppress their feelings. As women are closer to their feelings than men, they also induced men to make women subordinate to them.

As our minds are unable to discern truth from falsehood, that our minds are addicted to untruth, and that our minds are also addicted to control over our environment and others, humanity has stagnated in evolution and growth as a consequence. To understand more precisely what difficulties come to us through being mind-centric is this observation. Assumptions are generated through our minds – the error rate of an assumption is 98%, with the other 2% being flukes! When we 'think' about something, we are engaging our minds – the consequences are further errors – along the lines of 'assumptions'.

While we live mind-centric we are living against our truth, our soul-based truth, which is living against our feelings which is our soul-based truth. We are our feelings! While we are denying our feelings we are rejecting our true parents, our Heavenly Mother and Father! We are living in a self-evolved hell while we avoid our feelings and truth.

While we avoid our truth, our soul-based feelings, we are disrupting the soul-light that circulates from our soul through our spirit body and then physical body and its return. This disruption generates all the discomforts, pains, illness and diseases that we experience during our whole physical life. The foundations of our life experiences are disrupted throughout our childhood forming years, from conception through to the age of six years – this is our Childhood Suppression. No-one missing out!

It is our Childhood Suppression that degrades our consciousness to that of our parents and carers. Thus generation after generation is a mirror of the prior generation.

From the table above we can see that from the time of the last living Apostle of the Creator Daughter and Son, Mary Magdalene and Jesus, all the way through to the second half of the twentieth century, until the late 1980s, Earth's humanity has stagnated at around 190 on the Map of Consciousness, that is almost 2,000 years of no progress in consciousness worldwide! Recently, technology has made great progress in developments – we now can annihilate each other by pushing buttons! This we can do in multiple ways!

Correlation of Levels of Consciousness – Soul Condition – and Society Problems				
Level of Consciousness	Rate of Unemployment	Rate of Poverty	Happiness Rate "Life is OK"	Rate of Criminality
600 +	0%	0.0%	100%	0.0%
500 - 600	0%	0.0%	98%	0.5%
400 - 500	2%	0.5%	79%	2.0%
300 - 400	7%	1.0%	70%	5.0%
200 - 300	8%	1.5%	60%	9.0%
100 - 200	50%	22.0%	15%	50.0%
50 - 100	75%	40.0%	2%	91.0%
< 50	95%	65.0%	0%	98.0%

Consciousness Calibrations Worldwide	
Level of Consciousness	Percentage of population
600 +	1 in millions
540 +	0.4%
500 +	4%
400 +	8%
200 +	22%
200 -	78%
World wide average	220

Kindly go to www.pascashealth.com then the Library Download page, scroll down to Medical and click on to open:

 [Pascas Care Kinesiology Personality Traits.pdf](#)

 [Pascas Care Kinesiology Testing.pdf](#)

 [Pascas Care Kinesiology Videos.pdf](#)

NATIONS with populations calibrating around MoC 100

The psychic barriers to consciousness growth is their traditional adherence to family norms, customs and traditions.

Even though the populations may have embraced Christianity and/or Islam to a large extent, it is mainly a façade with traditions being mainly adhered to. The people may profess to be Christian or Muslim and practice these ways of living, however the practices of generations before prevail in their living.

Consequently the overarching way of living is survivalism with little economic development throughout the nation, poverty, homelessness and deprivation prevail. Infrastructure is in disrepair, there is inadequate health services prevailing, food supply is insecure, and potable water scarce amongst all services. The national psychic barriers of traditions that have prevailed for thousands of years remain entrenched.

NATIONS with populations calibrating around MoC 200

These are nations where Christianity and/or Islam have been successful in circumventing the imposts of traditions, norms and customs of the people that prevailed more than 2,000 years ago.

From the table above, it is seen that incomes are becoming more than just survival levels and that the embryo of economic prosperity is on the horizon.

This is where the introduction of these two ways of living has contributed to a shift in consciousness, however as they are both mind-centric ways of living and controlling of their congregations, little further progress is actually unfolding for the people.

Indigenous groups can be found reflecting this progression and until THEY grasp their predicament, no amount of money is going to close the gap between their standard of living and those who have prospered through strivings to grow in truth, knowledge and wisdom through education.

NATIONS with populations calibrating above MoC 300

Open and free education for all has led to economic prosperity that has enabled robust infrastructure, food security, safe and secure housing, sanitation and potable water that is universal throughout nations.

Open and free education means that there is no governmental control that is suppressive, religious freedom without any domination, free in cost to students, education is free from pre-school all the way through to all ages in all the forms for people to follow their passions and expressions of personality.

Presently education worldwide is mind-centric and dominated by the lecturer at the front of the room. We learn by doing and that includes tutoring others. We learn more effectively by tutoring others and expressing our feelings. Living feelings first is a spontaneous intuitive way of expression and living.

NATIONS with populations calibrating above MoC 500

There are none!

The ceiling of consciousness growth is MoC 499 when mind-centricity is the way of living. Aspiring to and then Living Feelings First opens our potential to infinity. It is the way of living that we will ALL progress to – eventually!

Psychic Barriers are Errors within Held Beliefs

"THE TRUTH WILL SET YOU FREE,
BUT FIRST IT WILL MAKE YOU MISERABLE."

What hurts is the error leaving you! Psychic barriers are errors of perceived truth that can be personal, family orientated, community held, regional and even national – as these are each addressed the dislodgment and exiting of held untruth will incur discomfort as recognition of those adopted injurious beliefs and erroneous traditions will be confrontational and disturbing. When we recognise what we have held as true is actually false is a distressful experience. We each have much to express and let go of.

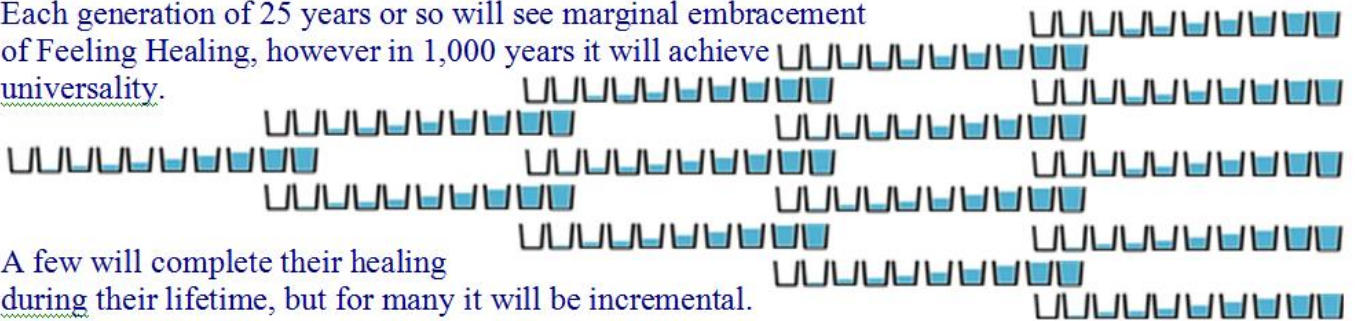
As we allow our feelings to arise and then long for, ask for and seek to know what is the truth behind that which our feelings are drawing our attention to, we are to express emotionally to a companion. What has entered each of us emotionally is to be talked out of us emotionally. Sounds simply, it is not. It will take a long time, but we are to do so.

POTENTIAL to BENEFIT your CHILD through our own FEELING HEALING:
This steps down each seven years as the child matures



From conception to age 6 or 7 **From 8 to age 14** **From 15 to age 21** **From 22 to age 28**
As we heal, we directly heal our children similarly.
The Indwelling Spirit arrival for the child around age 6 or 7 starts their independence.

Each generation of 25 years or so will see marginal embracement of Feeling Healing, however in 1,000 years it will achieve universality.



A few will complete their healing during their lifetime, but for many it will be incremental.

Psychic barriers are also emotional injuries experienced that are carried down through the generations. Thus we each have much to resolve, as well as the community and nation that we live within.

However, it is only now in the 2020s that we are becoming to understand that Childhood Suppression and our ongoing Repression is the underlying foundation of all our life's difficulties, and collectively, the issues that confound our nation and also worldwide.

We learn by doing! Speed reading does not open us up to the layers of learning throughout profound writings. Revelations of truth require multiple slow readings as their truths only reveal themselves as we absorb and experience what they are to reveal.

We learn by doing! Artificial intelligence platforms adopted are the end of possible growth in truth and love as such platforms lack any of the sensitivities that are required to be embraced and lived.

What are the potential effects of AI on personal autonomy and decision-making processes?

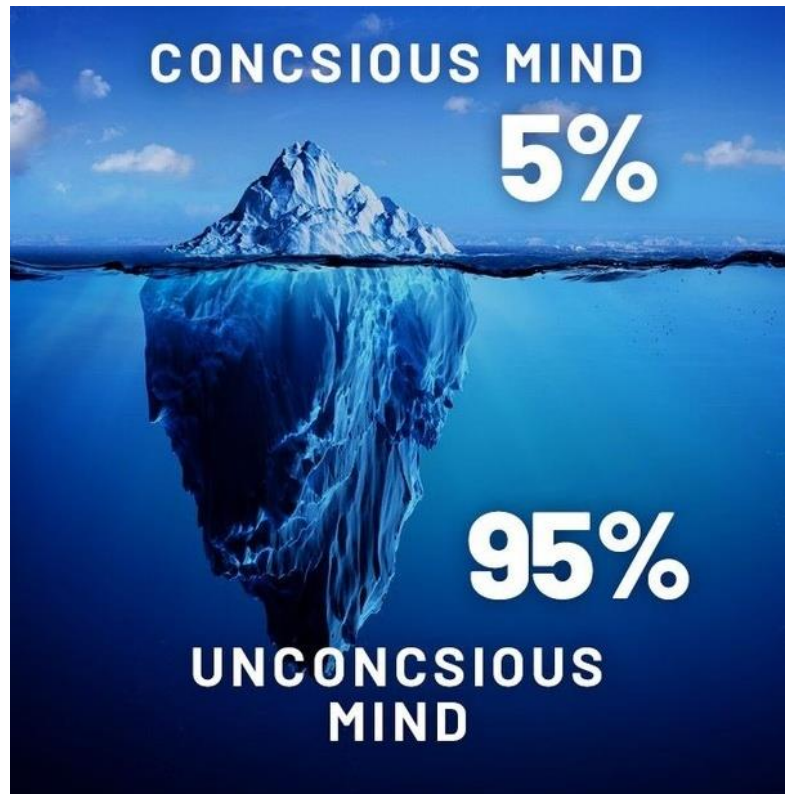
<https://www.quora.com/>

15 June 2023

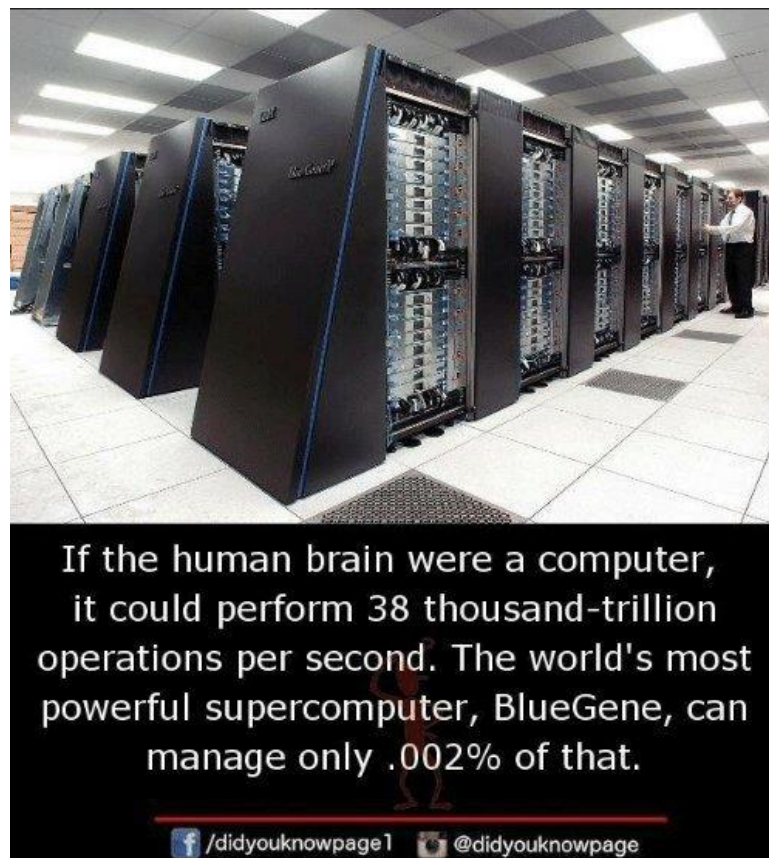
Humanity's capitulation and dependence upon technology is depriving it of its needed life experiences, subjecting itself to being cloned – everyone uniformly being programmed to become the lowest denominator of personality – zombiism and stupefied without intuition and spontaneity! Life is all about experiences and doing. We learn by doing. It is then about expressing our feelings about what we are experiencing AND longing for the truth of what we are feeling! Life is one continuous journey of LEARNING.

NO **artificial intelligence** can substitute for our personal involvement and doing.

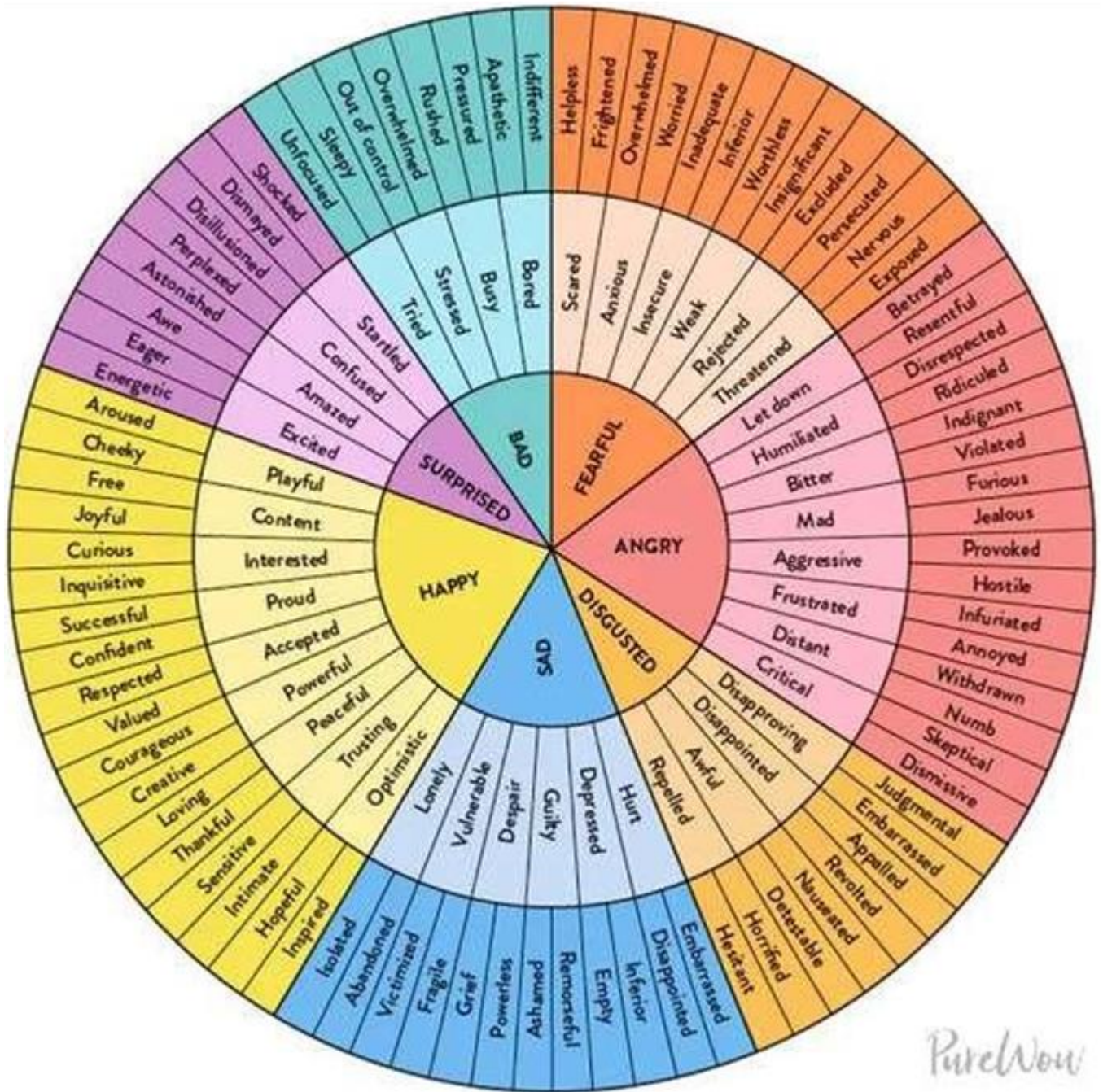
Simple is what Life is meant to be!



Become engaged and embrace every opportunity.



Feeling Circle for Kids



We are free to cry and express our pain here!

Adolescent children and young adults benefit greatly through exploring their feelings.

The feeling circle uses words to describe how our parents made us feel. How we were parented as children, is how we act and feel as adults. We carry the same childhood feelings through to every area of our lives until we die. We are all still living in the pain and ruins of our parents unloving parenting, and every feeling we go through will bring us to this truth. Through Feeling Healing we accept, express, and find the truth of our childhood denied and suppressed feelings.

Samantha McCabe

The Golden rule is: Never interfere with another's will.

From our moment of conception to around six years of age, we are submerged in our parents controlling addictions that were imposed upon them by their parents and so it has been these past 200,000 years. Our Indwelling Spirit arrives when we are six years old and then we are responsible for our actions, however, we find that our expanding environment awakens us to further methods of exerting control over others. We all go on with our life imposing our control over others, mostly because this is the only way we can survive and that is how others live. We remain oblivious to the harm, discomfort and pain that we cause other and unaware that whatever we cause to another will come back upon us as equivalent pain in the form of compensation that we will each endure – eventually! We may consider a sarcastic comment made in jest is inconsequential – but the pain felt by the slight will be returned to us.

We may go on to be involved in commercial activities where deceit may be the accepted practice, yet the harm is caused to others will come back to each of those involved, with the leader to bear it all.

Development of weapons of destruction have consequences for all involved, but none greater than upon the authorising personalities. Developing medications and vaccines that bring about harm draw compensation. Nuclear devices have generation consequences as do vaccines that manipulate genes. Thus, those who develop such technologies stand beside those who authorise their application. But those who mandate their application may find generations suffering harm requiring ongoing accumulating compensation to be addressed.

We look upon notorious barbarism by despot leaders as the pinnacle of harm requiring incomprehensible compensation, but we have leaders of religious sects and institutions of various kinds who we treat with great respect and honour when the ongoing harm they impose is far greater.

Then we look to how all this evilness became so widespread and entrenched, the actions of the Evil Ones 200,000 years ago are still building up compensation requirements as everyone today is living against their personality will and seeking control over others, even if it is only within their family – there is no one of us who is not entrenched into the Rebellion and Default imposed upon Earth's humanity by these evil four soul partner Lanonandek spirit leaders – Lucifer, Satan, Caligastia and Daligastia.

One must always honour another's will as one honours one's own.

Zelmar, a Melchizedek, 1 July 2003: The Rebellion leaders have all now been interned on a sector of one of the higher Earth planes. And they will remain in the 'hell of their own making' until they fully feel, and so repent, coming to understanding the pain and suffering they have caused. Can you imagine how many souls they have caused pain on all the rebellious worlds (37), so that's a lot of pain, a lot of time feeling such pain caused as their compensation, for them to understand the extent of the damage they have done. And time needed to bring about the rectification of their own personality expression; because as you can image, being so rebellious means they are very shut off to their true feelings, very much caught up in their controlling minds, so living with very corrupted, distorted and dysfunctional personalities. So potentially, it is conceivable they will remain in such isolation until everyone on all rebellious worlds (37) and in their associated mind Mansion Worlds have completed their Healing.

Zelmar, a Melchizedek, 27 June 2003: All that is rebellious and so of the Lucifer Rebellion will be one day cease to be. So deep within you, you know the truth that you are not right, that you are rebellious, and so also the truth that one day you too will cease to be.

Zelmar, a Melchizedek, 1 July 2003: You understand about Lucifer and Satan, but what about their soul-mates, their other halves, and how instrumental have these hidden feminine evil spirits been in shaping the course of the Rebellion.

Who do you think it was that coerced Eve into defaulting, do you think it was Satan or Lucifer, would Eve listen to such male spirits as much as she might listen to their female partners? It's been, in fact, the unseen evil women spirits who've had far more of a hands-on negative influence on humanity than the men spirits. The four evil women spirits (the partners of Caligastia and Daligastia were involved too) have worked to turn women against the truth of their feelings, so mothers then turn their children against themselves. And as the boys grow up, so they too have taken on their evil role of dominating women, and now even supporting those women who want to dominate and be their equal, as you are seeing through the feminist movement. **True liberation of the woman (and man) will only come when women start to fully honour all their feelings** as I have been talking about, then women being mothers will be the greater influence on their children in helping them to not be so rebellious. And as women (and men) one day become fully Healed, then in such perfect and true relationships will women and men parent children no longer inducting them into their rebelliousness.

The evil women spirits drove the personal and more intimate level of the Rebellion, whereas the evil men spirits drove the impersonal and bigger picture side of it.

The Rebellion leaders have all now been interned on a sector of one of the higher Earth planes. And they will remain in the 'hell of their own making' until they fully feel, and so repent, coming to understanding the pain and suffering they have caused. Can you imagine how many souls they have caused pain on all the rebellious worlds (37), so that's a lot of pain, a lot of time feeling such pain caused as their compensation, for them to understand the extent of the damage they have done. And time needed to bring about the rectification of their own personality expression; because as you can image, being so rebellious means they are very shut off to their true feelings, very much caught up in their controlling minds, so living with very corrupted, distorted and dysfunctional personalities. So potentially, it is conceivable they will remain in such isolation until everyone on all rebellious worlds (37) and in their associated mind Mansion Worlds have completed their Healing.

Zelmar, a Melchizedek, 23 July 2003: Your next question, James, concerns the whereabouts of Caligastia and his partner. Caligastia, for the readers who may not know, was your (Earth's) planetary Prince, the Lanonandek Son who was the spirit governor of your world and who embraced Lucifer and Satan, helping them to bring the System Rebellion to your Earth. Caligastia and his partner had another Lanonandek Pair who help them, the Daligastias. And together the four of them coerced Adam and Eve away from being true to themselves bringing about the Planetary Default.

And as *The Urantia Book* states, with Jesus' (and Mary's) coming, the powers of these four Evil Ones were severely lessened. Jesus and Mary ended the reign of the Lucifers and Satans thereby technically ending the Rebellion in their universe of Nebadon. However, it was left to the arrival of Avonal pairs to fully end the Rebellion on the individual rebellious worlds. So, the Caligastias and Daligastias power was substantially lessened to the point of during the past two thousand years they have only been able to subtly impress upon certain mind spirits and people on Earth, who might have been open to them, to help further the Rebellion. But that has ended now because of the Avonal pair, with only the mind spirits being able to coerce you on Earth.



The Caligastias really had all the power over humanity, they did the greatest amount of damage to you. They did far more hands on damage to you than the Lucifers of Satans, and yet you didn't even know of their existence until *The Urantia Book*. So the ones you fear as being the Evil Spirits, Lucifer and Satan, didn't actually have that much personally to do with Earth. They orchestrated the Rebellion on the higher spirit levels, with the Caligastias being helped by the Daligastias, carrying out their nefarious plans on Earth and in the mind Mansion Worlds.

All eight of the Evil Spirits are now interned on a detention world (actually it is the highest earth plane associated with Earth and not on another rebellious world's earth plane, because of Mary and Jesus' relationship with the Earth) awaiting judgement of their crimes. So they can no longer negatively affect or hurt you, they are no longer guiding the Rebellion along its nefarious course, they no longer have a say in it on any level. And nor can they, should they have a 'turn of heart', directly participate in eradicating the negative effects of their dirty work. It has all been taken out of their hands. So it's now all up to yourselves, the main controllers on your world and the controlling mind spirits who are guiding them, they are now your 'evil ones'. And soon these more controlling people and mind spirits will be dealt with by the Avonal pair, once they have finished their Healing. Then all such control will cease and people will be entirely free to get on being a controller in their own little personal world as they continue to live their negative mind patterns, and without being able to control others; or end such control by doing their Healing. The prophesied 1,000 years of peace will then come to humanity as it lives through the forthcoming Spiritual Age.

So far living in their detention plane, Caligastia and his partner have not wanted to relinquish their false power one bit, even though all about them it is obvious to us that they have no real power anymore. The Daligastias, perhaps because they had more personally to do with people having been materialised on Earth and living with people so many years ago, have started to show levels of guilt and remorse with a growing conscience as to the damage they wrought.

WE ARE ALL BEING PLAYED

DIVIDE & CONQUER: IF THEY KEEP US FIGHTING WITH EACH OTHER, WE WILL NEVER FIGHT THE TRUE ENEMY... THE ESTABLISHMENT!



DIVIDE AND CONQUER MECHANISMS:

SKIN COLOR	RELIGION	CLASS
NATIONALITY	LANGUAGE	SOCIAL CUSTOMS
SEXUAL PREFERENCE	PROFESSION	POLITICAL IDENTITY

Purpose of Life

Purpose of our life is to:

Achieve individualisation. This is truly the moment of our sentient experience beginning. This occurs at the moment of incarnation which is when our newly forming foetus begins to pump blood, usually day 16 after conception. From that moment we are beginning to experience life.

We have a life purpose. We are each a unique personality with individual propensities to experience. Should our physical life be cut short then we will go on and have the experiences that we need in the 1st spirit Mansion World. If we miscarry or are aborted then we will become spirit born, be adopted to spirit parents and have a similar life to that should we have gone on and lived on Earth.

Presently we are each subjected to Childhood Suppression which we continue on throughout our lives suppressing our feelings and our true personality. This is providing us with unique life experiences as this does not typically occur with any other humanities throughout the universes. Our physical life on Earth is mostly very difficult, however this will provide each of us with unique capabilities to aid newly emerging humanities on worlds further out into space. Yes, we have an enormous journey to enjoy.

Our time of death is predetermined. We often do crazy things – but our life span is predetermined.

What we experience is also predetermined. A few are to be wealthy and become burdened with responsibility. Many are to be poor and enjoy the freedom without trappings of assets and obligations.

Most will have families while on Earth. No matter who we are, we will each parent at least three children before we can enter the first of the Celestial Heavens. We are to experience parenting, even though that may be when we are in the spirit Mansion Worlds.

We are to live FEELINGS FIRST! We are to express our feelings, both good and bad, to a companion. We are to long / ask for the truth of what our feelings are drawing to our attention. What enters emotionally needs to be expressed emotionally. Should we long for our Heavenly Mother and Father's Love, then we are also SOUL HEALING. Our mind is to follow supporting what our feelings are leading us to embrace – this is the opposite as to how we have been brought up to live.

It's all about
Experiences
 &
FEELINGS

As we complete our FEELING HEALING, then and only then can we connect with our Soul Partner who is always of the opposite sex. Our soul is a duplex that manifests two personalities. And we can grow to interact with our Nature Spirits and Spirit Guides!

**BE FEELINGS
 EXPRESSIVE!**

We were all humans until:

Truth Inside Of You



Race disconnected us,
Religion separated us,
Politics divided us,
And **Wealth** classified us.

IMAGINE



IF ALL THE PEOPLE WHO DON'T FIT INTO THIS WORLD CAME TOGETHER TO START OUR OWN IDEAL SELF SUSTAINING SOCIETY. THAT'S BASED ON LOVE, HAPPINESS AND HEALTH INSTEAD OF GREED, LIES, VIOLENCE AND MANIPULATION. WOULD YOU MOVE THERE?




“Before our white brothers came to civilize us we had no jails. Therefore we had no criminals. We had no locks or keys, and so we had no thieves. If a man was so poor that he had no horse, tipi or blanket, someone gave him these things. We were too uncivilized to set much value on personal belongings. We wanted to have things only in order to give them away. We had no money, and therefore a man’s worth couldn’t be measured by it.”

VILLAGEISM

VILLAGEISM

beyond
CAPITALISM & SOCIALISM



**VILLAGE
PARADISE**

Ask The People Involved:

This is the beginning and paramount from what I can see, no one does it; or if they do, not to any real depth or with any real sympathetic understanding. So bringing the (Australian) Aboriginal community together and asking them: How do you want to live? What would you like? And starting there. And with the understanding that they don't have to try and get 'back to the old ways', to start with them right now in this moment, and what would you like to make you feel better about yourself, your living environment and the community?

So this is like a movie going on in my head imagining doing that. I have no idea if any of it would work or be what they want, and I'm only writing down enough to give you the idea, however it goes like this:

Start with the practical levels first:

How you want your house to be?

Do you want a roof over your head, and if so, what sort of roof? And one that is adaptable for the different conditions – wet and dry seasons.

Do you want to live in a brick / our western building fibro sheets or whatever we use / wood / mud (and roofing and drainage to protect from rains) or what?

Do you want a concrete, wooden, dirt floor? And how would you deal with the wet and mud, and dry and dust?

And it might turn out they want very simple housing structures, but things they can relate to. Possibly even like large sails and sail like material for the walls, more shade cloth in summer so they are more living outside than in. And then more substantial during the wet.

And what about your toilet, perhaps they'd prefer to just go in the bush, and if so, how do you organise that? Or perhaps like what you John had when you were young, a deep hole with 'toilet seats' over the top out the back, or a number of them, for adults and children together or separately, men and women separate or together, whatever they want. Or compost western toilets or whatever, possibly trying various options until they are happy with their living arrangements. And rain water as much as possible with mains back up if necessary.

But understanding that the providers are to be flexible, expecting it all to be a continual mess and with nothing working because the people themselves are unable to make it happen.

And then build it up from there, for example:

Do you need heating in winter, and what sort, fires outside / inside / electrical?

How do you want to keep clean, pest and parasite free?

How do you want to cook and prepare your food? Fires and more traditional ways, or western?

What sort of food, more bush-tucker, what sort of western, all trying to keep the sugar and artificial stuff to a minimum.

Alcohol / Dope, yes, no – how much? With them working it out to limit the abuse of women and child beating when pissed.

Do you want contraception; what sort of marriage – is there a marriage format that suits you, or none at all? Breaking each part of life and society down to its grassroots and seeing what comes taking bits from the old and new and making up new bits.

So it's the same really for the Sanctuaries: how do the people in them want to live, what suits those people the best. And even though without the people there from the outset to work it out, at least that is the philosophy.

And the other main part as you expand out from the personal and home, to:

Living as a Community

Their whole security, as with us all, comes from being part of and feeling accepted and welcome and loved by the group. They (Australian Aboriginals) had only their tribal groups for 60,000+ years, the group was everything and ensured their survival, whereas we westerners seem to despise it, living so separately and scared of our neighbours. So how can they foster as much community living and community / tribal spirit which is already so innate within them, and which is what everyone who lives with them and opens themselves out to them loves about them, that they are so open-hearted making everyone feel welcome and with so little judgement, they being so accepting and not like us – rejecting.

How do you want the houses / dwelling / living areas laid out? Separate, like we do in the West, or one long communal 'house' or many 'houses' joined to each other or very nearby.

And what about a large community area, possibly a place where the evening meals are all prepared on a group basis, like a big shed that provides storage, and shelter in the wet, but mostly with all the activity at the end of the day and moving into evening and night taking place in a communal ground outside. So some lighting for the 'meeting area' and perhaps areas for open cooking in the ground, spit, BBQs (barbeques), whatever they want.

And the encouragement of their self-expression in artistic ways, plays, theatre, song and dance, based on traditional stuff if they want; but also, and more importantly, new stuff, even bits from western and other cultures, all to find their Own Voice. So again, they are the New Community, the New Aborigines of the New World, if you like, something they can forge through their own natural creative desires. (The same being for our Spiritual Sanctuaries.)



Along with the idea of fostering a strong supportive community is the notion and understanding that everyone needs everyone else to play their part, to be part of the whole, so to develop pride in their community, giving them a feeling like they are starting again, taking some of their old ways and adding new ways, that the old is over but there is hope of a new. So they won't want to litter and smash everything or continue living in a pig sty. But ensuring all they have and all they do is done without western expectations, no obligation, just to see how they evolve through their own feelings – what feels right and best for them.

And with the whole community, including everyone right from the baby being involved in all aspects of it. So they all help prepare the meals, and clean up afterwards, the children are involved so it's fun and

they learn to take responsibility, they are not just to go off mucking about parentless all the time fucking around, as they want to be close and included and part of it all.

The community provides the law and punishment, also having to accept the outside laws and ways too.

And providing buses / vans / cars, whatever for the community, with the idea that it all belongs to everyone, that it's not about accumulating wealth, that it's about growing the wealth of the community as a whole. So with the emphasis not on 'having things' but on 'having each other', which they are already so much like. So if they are all on the dole, that money goes into a group community trust with everyone involved as to how it's spent and with weekly pocket money given out for personal use. And if someone wants something extra they can ask for it and the 'elders', who are basically the whole community, can talk, discuss and agree / disagree / prioritise it. So: why do you want it?

And the idea that it's not about trying to emulate or fit in with western standards of living, as they are all community and personal soul and spirit destroying. That they are setting out to live Their Own Way, based on mutual love and respect for the individual and for the whole community.

If they are open to it, to introduce the principles of:

Living Feelings First



So instilling the idea based on consent from the whole community, that it will try to live expressing ALL feelings, good and bad. That we all have good and bad ones, and that we all should be encouraged to bring them out. Not deny them. To keep bringing them all out for the wellbeing of the person and the community as a whole. To encourage everyone to discuss and argue and state their opinions strongly and emotionally / rationally about everything, all happening naturally as part of their everyday life and without trying to structure or formalise it. So the whole community is constantly 'Meeting', and Having a Meeting / In a Meeting, discussing and sharing EVERYTHING. So everyone feels intimately involved, are a necessary, vital and being a much needed part of it all, from the youngest to the oldest. So they are all personally and closely involved with each other on the feelings level.

A lot of people, particularly the men, will find continually expressing their feelings difficult, but the community can support and encourage them. This will put the women more naturally in a power and leading position as everyone understands the real spiritual health of the community is maintained through ongoing feeling expression.

Then along with this, the notion and desire (showing it is a good thing through experience of doing it) of longing for the truth of one's feelings can be introduced.

And then even possibly longing for the Divine Love, and other higher spiritual concepts, such as the Rebellion and Default and the Healing and so on, but not religiously, just it all being part of the natural world. Even with the whole idea that they are setting out to live The New Way, to grow in truth through their feelings to become of Celestial Truth.

Such communities would need gentle training, nurturing and keeping on track until the people themselves can do it all. And money would be needed to support it all, along with encouraging paid work so they can build everything, get and even grow their own food if they want to, even being able to work in the western world, yet all for becoming financially, and in every other way, self-sustaining. They earn money for the

community, the whole, with the whole deciding how it's spent. And it all being voluntary, willingly, wanting to be part of the community. With the community not necessarily being closed to the outside world system, but it deciding how much and whom it wants to let in. Tourists might even want to come and be part of it, it might also be open to include other races permanently living there, so not just Aborigines for example. That's all part of evolving the New, should it move along those lines with the community agreeing to it.

Disputes and people leaving and others joining will be part of it, as it won't of course suit everyone, but that is just more for the community to work through, expressing all they think and feel about everything. And people can move between communities, with the communities helping facilitate such movement, so people can share and learn from each other.

Summary:

So can you see how we can apply these principles to our Spiritual Sanctuaries, as well as applying them to possibly other communities who might want to live their version of them. So not everyone we 'help' needs to fit into a Sanctuary type community as such, the main ones being wholly spiritually focused, but also adapting willing communities and working with them along these lines.

So the main principles are:

The person – how they are and how they want to live.
The community – how the people want to make it.
Living Feelings First.

So with the aim of exemplifying: loving, accepting and supporting the individual, encouraging them to fully express her / himself. And the same with the community, it being an evolving expression of everyone. So the community provides the nurturing 'womb' for the individual.




Villages are to consist of populations of around 1,000 including women, men and children.

Cities should not grow beyond 1,000,000 people.



**PEOPLE
OF EARTH**

**WE ARE
TRUTH
SEEKERS**



The Village Economy



Denser, community living

Walking, Biking, Public Transport

Urban shopping experiences

Urban Village

Meaningful work

Wired citizens and businesses

Sharing, Lower consumerism

Makers, Small business

Craft, Local Products

I'm a British farmer. Here's the scary truth about what's happening to our crops

<https://www.theguardian.com/commentisfree/article/2024/may/08/british-farmer-food-climate-crisis-business>



Guy Singh-Watson

9 May 2024

- Guy Singh-Watson is the founder of organic veg box company Riverford



This last year has been about grabbing rare, good weather windows': flooded fields near Newark, Nottinghamshire on 5 January 2024. Photograph: Christopher Furlong/Getty Images

The climate crisis is making the farming business unsustainable – and without support for us, food security will suffer too

Farming has always been a risky business. To the chaos of Brexit and the relentless squeezing of the supermarkets, we can add the rapidly escalating threats associated with climate change. In most industries, at the point where risk is judged to outweigh the potential commercial reward, both capital and people tend to make a swift exit, following economist Adam Smith's "invisible hand" of self-interest.

The problem with farming is that most farmers are emotionally invested in their work. An exit is seldom considered – perhaps we should be more like the bankers, but they wouldn't be much good at growing potatoes.

Around the world, farming practice evolves in response to past success. Over 30 years, I've recorded planting and harvest dates, temperatures and yields, using data to guide my decisions, just like generations of farmers before me. But over the past decade, as the pace of change in weather patterns has accelerated, the value of that accumulated experience has become increasingly irrelevant. For most farmers, this last year has been about grabbing rare, good weather windows and trying to make the most of wet conditions as we repeatedly fail to get crops sown.

As the risk of crop failure has grown, margins have shrunk, meaning there's nothing in the bank to pay for the bad years. Farm-gate prices have been driven down to levels which, in a good year, just about cover costs, but leave nothing to cover crops lost to adverse weather.

Much of the UK's arable land was unpassable with machinery from mid-October to mid-April. Many farmers couldn't sow an autumn crop of barley or wheat and the crops that were sown often failed or rotted in waterlogged seedbeds. By the time it was dry enough to sow, it was too late to establish an economically viable crop. For the worst affected, the loss is near 100%, with the UK's wheat, barley, oats and oilseed rape production projected to drop 17.5% this year.

In horticulture, the biggest problem has been delayed spring plantings, pushed back to late April. For lettuce, this six-to-eight-week delay in planting will shorten the season by up to three weeks as well as disrupting sales and work patterns (and annoying customers through failure to supply). Even assuming that the rest of the summer is favourable, this loss of time from a 20-week season is catastrophic for a grower operating on the tightest of margins: any chance of a profit gone before we sow the first seedling.

I also read, with mounting frustration, suggestions by some academics that rising temperatures and levels of CO₂ in the atmosphere increase the potential for photosynthesis and, therefore, crop yields. Farmers don't work in a lab. It is not averages that determine our crop performance, it is the extremes that have to be managed in order to give the crop any chance of approaching its theoretical maximum yield.

As a result of poor UK harvests, there is also mounting anxiety over rising beer and bread prices. Most farmers receive less than 1% of the profit made from the food they grow. About 5p of the price of your pint is accounted for by the cost of the malting barley used in its brewing, and for bread, it's between 10p and 20p per loaf, for the wheat used to bake it. If farmers achieved a (very unlikely) 30% price rise to compensate for an anticipated 30% yield loss, it would add a few pennies to the price tag. I suspect much of the public would support these modest, justifiable increases if it meant keeping British farmers in business.

Unfortunately, that's not how our food system works. Of the 20% food inflation experienced by the public (supposedly attributable to picking labour, fertiliser and fuel price rises due to the Ukraine war) a minuscule proportion made its way back to the farmer. Tesco made a £2.3bn profit last year, while 49% of fruit and veg farmers fear they'll be out of business before the end of this one. Money talks.

To achieve resilience in the face of these challenges and changes, farmers also need to invest in a transition which removes some of the risks of extreme weather events. Perhaps a sign of things to come is the strawberry industry, where in the past 30 years things have moved from being 90% outdoors to 90% indoors. On a broader scale, farmers must also invest in their soils – particularly improvements in structure, achieved through careful cultivations and preservation of organic matter, which allows faster percolation of rainfall, resulting in reduced runoff and risk of soil loss.

Change costs money, but where will it come from? Some might come from government funding or the “public money for public goods” advocated by Michael Gove and his successors, but the reality for most farmers is that green schemes and increasing environmental legislation – although wholly necessary – also demand costly modifications to farm practice, and (at best) just about cover the cost of implementing them in the first place.

In many cases, the only thing sustaining the farming industry is the emotional commitment of the farmers. Most of us love what we do, but that is not enough to save an industry that has been on its knees for decades. According to my calculations, to have any chance of a robust green transition and consequent food security, farmers need an average 20% price rise, in addition to being paid for those all too often taken for granted “public goods”.

ALL WEATHER ROAD NETWORKS are ESSENTIAL to get PRODUCE to MARKET

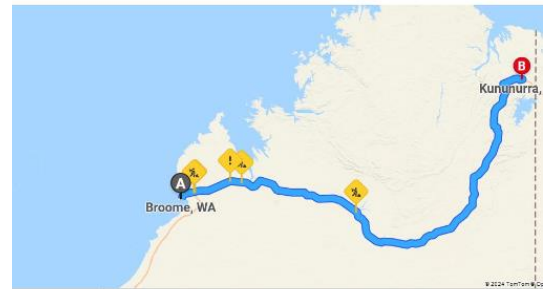
January 2023 cyclone resulted in the Fitzroy River Bridge being damaged and closed for several months, cutting the highway between Broome and Kununurra in Western Australia, a distance of 1,045 kilometres.

The alternative all weather road from Broome to Kununurra is a distance of 6,203 kilometres, a 66 hour drive.

Kununurra is a major irrigation district supplying large volumes of fresh food and produce.

All weather sealed roads are essential for food security by providing access to markets all over the world.

1,045 km · Light traffic · 9 hr 49 min
Broome, WA → Kununurra, WA



1,045 km
9 hr 49 min
Light traffic
Via Great Northern Hwy - Dirt roads



NOW this could be a DRIVE of a LIFE TIME:

The task is to recognise the importance of reliable transport networks of all variations: Consider a road trip from Cape Town in South Africa all the way to Buenos Aires in Argentina!

Cape Town, South Africa to Cairo, Egypt

7,248 km



Cairo, Egypt to Vladivostok, Russia 8,816 km



Vladivostok, Russia to Anchorage, USA

5,329 km

Okay, we are on a ferry!

Traveling between Russia and Alaska is a monumental challenge even today. The nearest points between mainland Alaska and Russia are the western tip of Cape Prince of Wales in Alaska and the Southern point of Cape Dezhnev in Russia — with a distance of roughly 55 miles (88.5 kilometres) between the two points.



Anchorage, Alaska to Buenos Aires, Argentina

13,460 km

Total distance by road and ferry **34,853 km**

OR by plane –

Cape Town to Buenos Aires

6,877 km

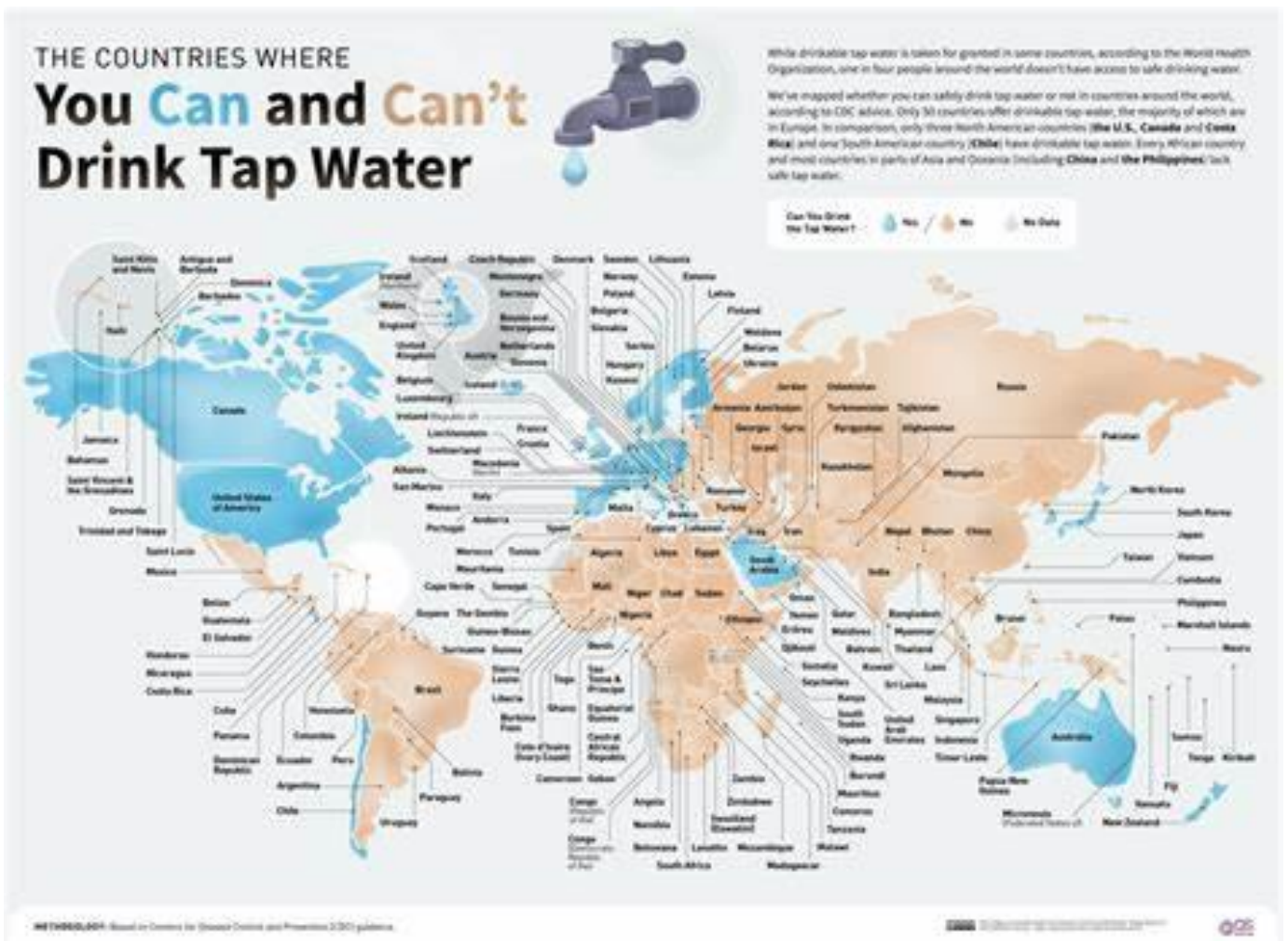
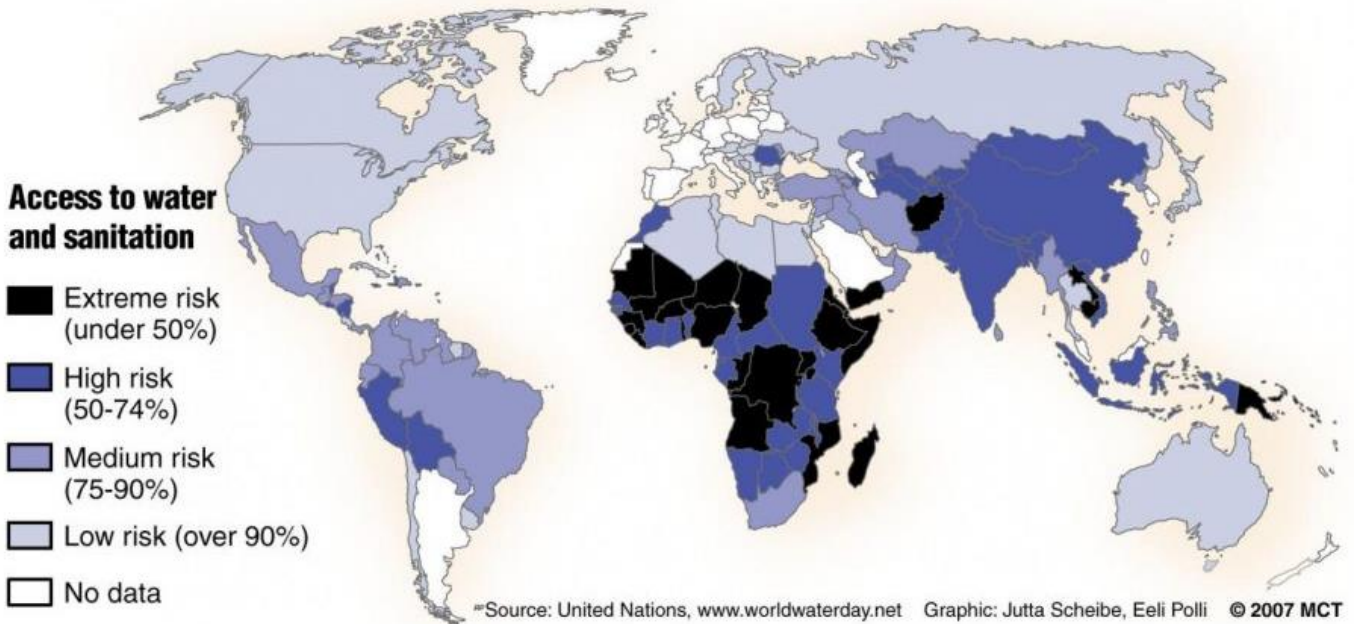
I think we might fly!

Earth's circumference is the distance around Earth. Measured around the equator, it is **40,075.017 km (24,901.461 mi)**. Measured passing through the poles, the circumference is 40,007.863 km (24,859.734 mi).

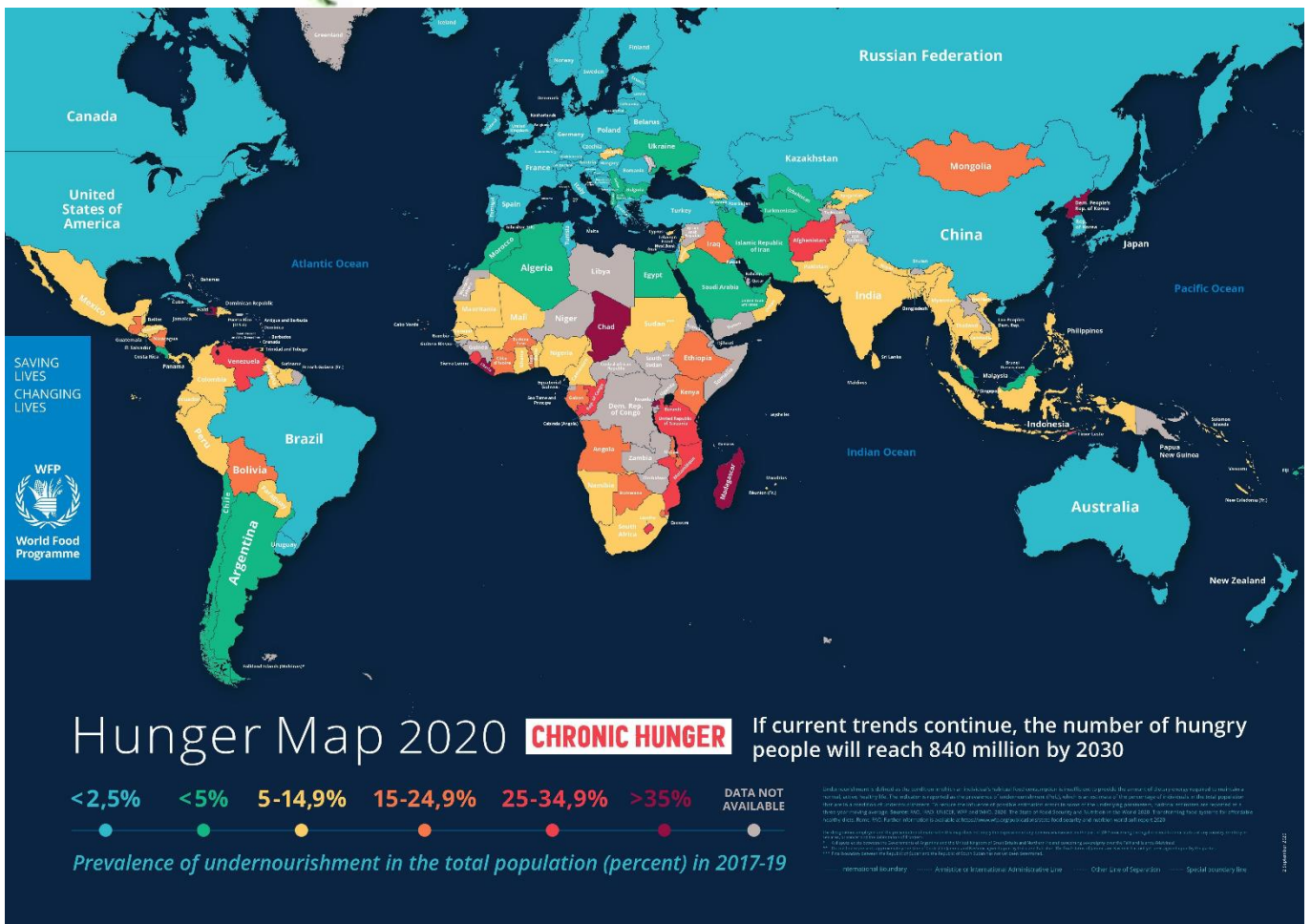
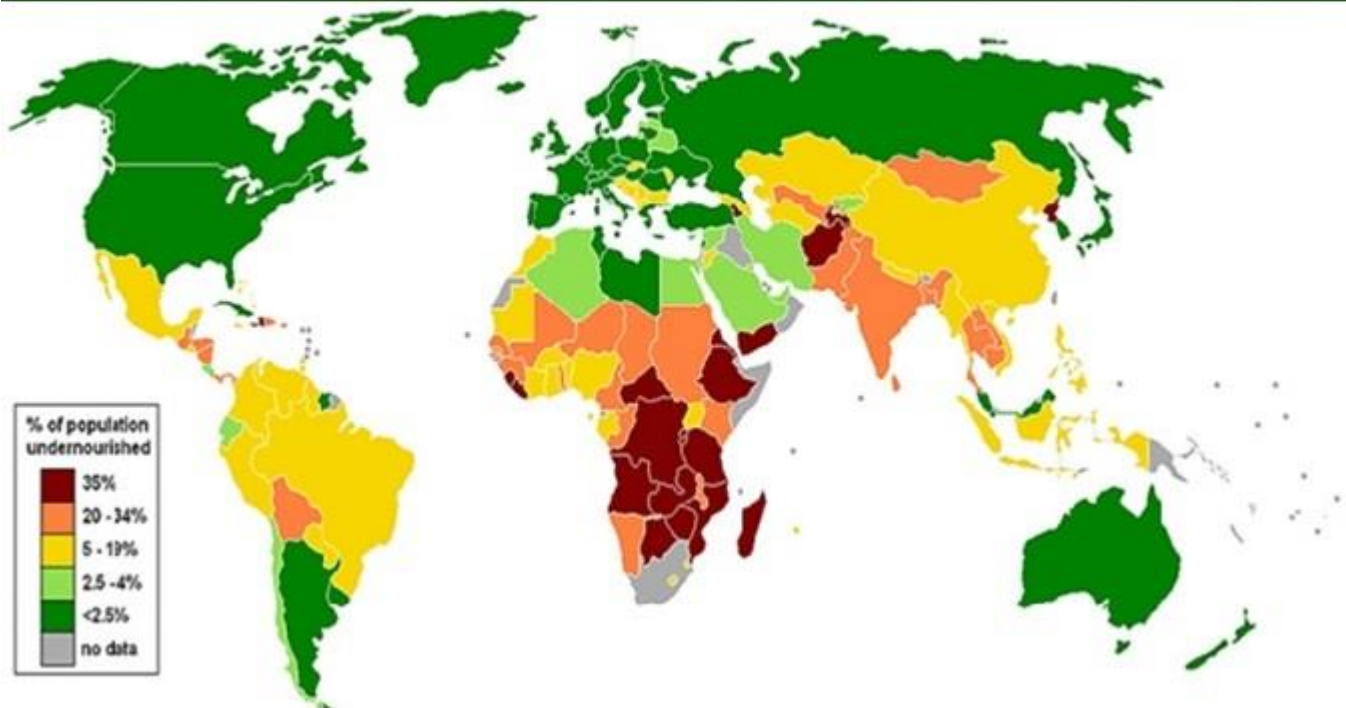


Global water situation

A third of the world's population lives in water-stressed countries; by 2025, this is expected to rise to two-thirds.



Food (In)Security



There are many worldwide surveys on many issues. Each survey finds that chronic issues are always found where the Map of Consciousness (MoC) calibrate is low for the people in that deprived area, whereas where conditions are fine that corresponds to the people having an elevated MoC calibration!

A NATIONAL PROGRAM

An overview of a nation and or provinces / states is to reveal the appropriate needs of the people that also recognises their history, culture and customs. Their psychic barriers are to be considered with every element of infrastructural development to be progressively delivered to enable embracement and growth for all concerned. No aspect of the family needs is to be left behind. This is to be a comprehensive program that essentially is a decades long agenda to set in place the evolutionary growth of the people of a state / province or nation for the next millennium.

Thus every undertaking is interactive with every other aspect of this program for the people and accordingly all the people are to be engaged in its creation and delivery.

For the individual:

Potable water throughout the nation. Sanitation for all homes. Clean energy. Food security. Free and open education for all. Medical clinics in reasonable access. Family planning to be a focus for the medical centres. Hospitals and they being equipped with diagnostic services and operating facilities comparable to institutions worldwide.

For the households without water, in urban areas many spend an average of 30 minutes fetching water per day while in rural areas far more of the population may spend between 30 minutes and 3 hours. Rural population in developing countries may account for 67% of the total population.

The backlog in housing: **satisfactory housing is required worldwide for more than one billion people, which is 200 million units, each housing an average of 5 people, translating to an average national backlog for over 12.5% of the world's population.** Some developing country's population living in slums in urban areas is considered to be 25%, however the housing conditions throughout the rural regions representing 67% of the population are typically dire.

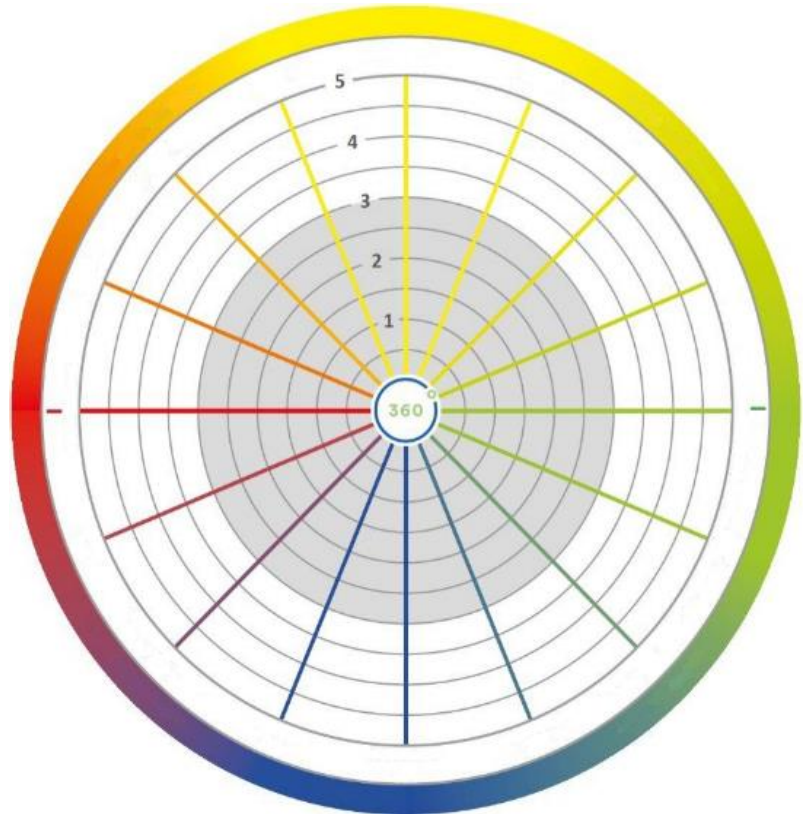
Millions of children have been orphaned by AIDS.

Youth and adult literacy as well as numeracy are essential for meaningful employment and life experiences.

Emerging economies are dependent upon the agriculture sector and the extent to which the most vulnerable populations depend on subsistence agriculture. Survivalist living is a psychic barrier to prosperity.

Although many eke out a living in the informal sector, generally a large informal economy reflects a stagnant or declining formal sector, which provides job security and employment benefits and contributes to government revenues through taxation.

Program Wheel Spokes Hub



Many emerging economies rely on food imports from neighbours to meet demand. Those populations with high birth rates are generally growing more desperate as their growth in food production is falling further behind as their populations grow.

With high levels of skilled outward migration, ratios of qualified teachers to learners steadily declines over time. Without education then all other professions suffer. Doctors and nurses are chronically short in numbers in many countries. Most other professions are also lacking in skilled and trained leaders.

Economic crises leaves energy, water, sanitation and road infrastructure in varying states of disrepair. Many lack access to electricity. Then all other critical infrastructure is lacking or unreliable.

This requires for the nation:

As an example of what natural resources can be utilised:

Open and free education for all, pre-school through to mature age. First to address issues such as:

NATION's Doctors Nurses Teachers Ratios

	DOCTORS		NURSES & MIDWIVES		TEACHER / STUDENT	
	per 1,000 people		per 1,000 people		ratio	
Zimbabwe	2020	0.2	2020	2.0	2013	36
Tanzania	2018	0.1	2018	0.6	2018	51
Angola	2017	0.2	2018	0.4	2015	50
Australia	2018	3.8	2019	13.2	1999	18
New Zealand	2018	3.4	2018	11.1	2017	15
		Austria		Switzerland		San Marino
Strongest Worldwide	2020	5.4	2019	18.0	2018	7

Hydro-electric power and other renewable power platforms on a scale that not only is reliable but services all the people and industries throughout the nation. Then go on and expand the hydro-electric and other viable electric power production platforms to export electricity to neighbouring nations. This may become a national revenue stream for the nation and its people.

Re-instate to full productivity all the previously developed irrigation areas and then go on to expand irrigation to ensure food security throughout the nation and then for it to become a food basket as it once may have been. Reinvigorate food production with innovation.

Universal internet and electricity will enable all schools to become connected.

Legacies from civil unrest remain to be addressed in many emerging economies.

Debt burden of the nation may be appropriately repatriated, net of appropriately fulfilled delivery and satisfactory construction obligations, net of 'tea money' and other unappropriated practices.

Overarching is the addressing of erroneous traditions, customs and norms through truth. Everything is to be questioned and allowed to be expressed emotionally. This is a long slow and often painful experience as core beliefs are dislodged. Truth in itself is always a wonderful freeing experience.

NATIONAL PROGRAMS may need to take into consideration both MACRO and MICRO issues:

The focus is upon whole of country needs and long term programs to grow towards simple living. This requires a whole of Earth agenda as well as each country and then state / province being focused upon.

Thus the macro may take into account a cluster of countries with their current positions on many fronts and issues being understood and the needs to progress each as well as the whole.

And the micro may look at each state / province, major and important administrative cities. This commences with a kinesiology review of the levels of consciousness as per Dr David Hawkins' Map of Consciousness of its residents and then much more being guided by what data is available.

When looking at a country as a whole, the social, ethnic groupings and clusters may identify sub-countries within the country as a whole. Ethnic groups and indigenous peoples all separately considered.

Some phenomenons are to unfold worldwide:

The seven core colours of a humanity have reduced to red, yellow, indigo (black) and crimson (white) on Earth, these are to blend into an olive colour thus reducing and removing racial distinctions.

A global language is to unfold. As we all grow in truth then so will this language evolve.

Villageism is to take centre stage. Communities of 1,000 will emerge. City peak population is best when it does not exceed 1,000,000 people.

As this progresses into reality, so will boundaries between nations become unnecessary. A worldwide society of cooperation and harmony is possible.

Thus, the micro is just as important as the macro.

Education, open and free at all levels, ages, and subjects is the key driver. It is the one and only key profession. Truth through doing! We are to learn by doing and by tutoring each other we are learning.

The United States led the ranking of the countries with the highest military spending in 2023, with US\$ 916 billion dedicated to the military. That constituted over 40% of the total **military spending** worldwide in 2023, which amounted to **US\$2.4 trillion**.

Both public and private donors gave substantially more **humanitarian funding in 2022**. Total international humanitarian assistance (from public and private donors) increased by US\$10.0 billion (27%) to **US\$46.9 billion** in 2022. Humanitarian aid is about the level of 2% of military spending.

Thus, it can be said that humanitarian aid worldwide is around **US\$50 billion** per annum whereas military spending is approaching **US2.5 trillion – a 50 fold differential**. Militarism is all wrong and is to end!

Never is hatred, nor discord, nor war among men justified – no matter what the cause – and if men will only learn the Truth there will never exist such feelings or acts. Militarism is all wrong. Jesus 25 December 1915


CHALDI COLLEGE

Primary thru to High

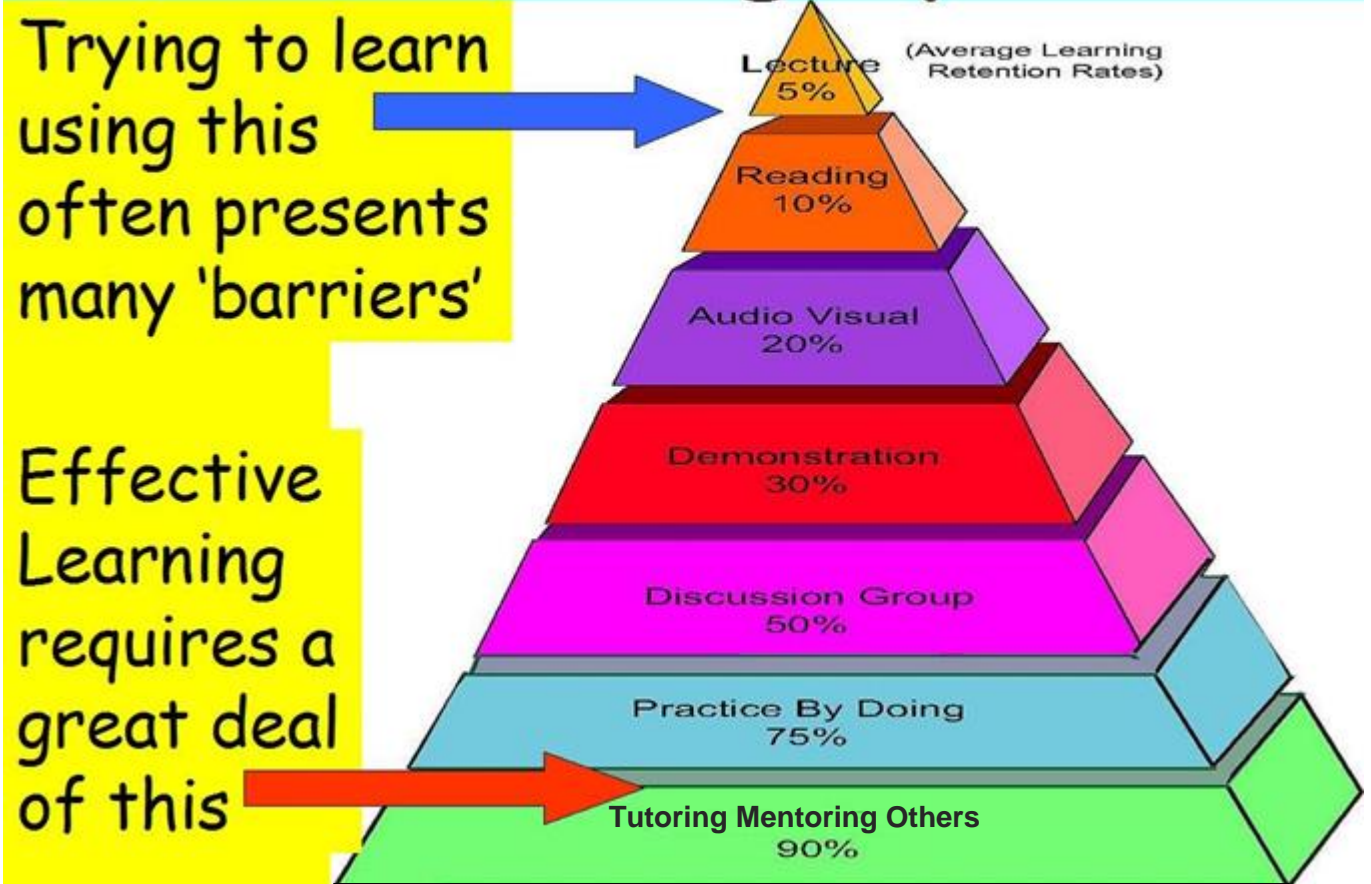
"Feelings First"



Children Tutoring Each Other!



The Learning Pyramid



The Learning Pyramid:



Why is Africa so poor?

<https://www.quora.com/>

Habib F – Political Animal, Physician, Goofball, and All Around Nerd.

It is not poverty that needs an explanation. For most of human history, misery is what prevailed for the vast majority of people in the vast majority of places. It is only when some unusual conditions happened to prevail that the development of wealth was possible:



- Stable borders. It is only when people feel secure in their property that they have an incentive to accumulate it.
- Large-scale agriculture. This is needed to sustain the growth of urban centres, where labour specialisation allows for the rise of a mercantile class.
- Transportation infrastructure. Either roads or, before the modern age, ships to transport goods over long distances.

Africa had and still has many issues:

- Agriculture was inefficient. There were no draft animals to help in the cultivation of large fields. Everything was done by hand.
- By the time Europe became strong enough to conquer, the large empires that had succeeded one another in West Africa and elsewhere had gone into decline, to be replaced by petty kingdoms warring against one another.
- There was no tradition of long-distance navigation.
- There were few roads that would have enabled long-distance commerce.
- In previous centuries, the difficulty of maintaining long supply lines would have made large-scale conquest impossible. But by the 19th century, there was nothing the Africans could do. The military power of the invaders, and their ability to project it anywhere they wanted on the continent, was unparalleled.

With these handicaps, it was no surprise that, in spite of the valiant efforts of some leaders like Samori Ture (pronounced *tooRAY*), the continent was inexorably conquered.

The colonial states established by the European powers were not altruistic endeavours. They existed for the following reasons:

1. Resource extraction and exploitation.
2. The establishment of markets from which cheap raw materials could be imported and to which expensive finished goods could be exported.
3. National glory.

True, there was a contingent of idealistic people of the Church who wanted to educate and Christianise the population, but this was a secondary endeavour. After conquest, the administrative apparatus was light, and local governors were told to fend for themselves and minimise costs.

It was only gradually, very gradually that the local population was allowed to start participating in the governance of the colonies. Inter-ethnic / inter-tribal tensions had been exacerbated the process of division and conquest. They were further exacerbated during colonial rule, as different groups vied for dominance within the colonies. These groups had no sense of kinship. They had different customs and spoke mutually unintelligible languages. The colonies in which they found themselves living were nothing but geographical expressions.

Among these groups, a local elite was groomed and trained for local leadership. In France, which saw its African dominions as indissoluble extensions of its European territory, some of these natives were invited to take seats in the national legislature. And some, like Senegal's Senghor and Ivory Coast's Boigny even got to serve as ministers of government. Naturally, when the home populations started clamouring for independence and self-determination, many of these leaders were reluctant. But they could not resist the tide and remain at the helm, and they reluctantly accepted.

In Britain's colonies, things were a bit different. There were gradualists like J. B. Danquah who was happy with a step-wise process of independence, and trouble-makers like Nkrumah, who wanted immediate independence. The optics of naked imperialism were now uglier than what they had once been. One by one, the colonies were granted their independence, as is the case with Zimbabwe.

It is one thing to build a state; it is quite another thing entirely to forge a nation. The newly independent polities of Africa were largely nationless states. They were beset by a number of problems:

- Low levels of literacy. This meant that these states remained reliant on their former colonisers to maintain their administrative apparatus.
- A very short period of democratic tutelage. There was no tradition of an independent judiciary, and no middle class jealous of ancient rights to be protected. The structure of these states easily lent itself to democratic backsliding.
- The common enemy, the coloniser, was gone. This meant that the inter-ethnic strife that had been suppressed for the purpose of fighting for independence reasserted itself very quickly afterwards.
- Most of these states were not economically viable. A number of them were landlocked and depended on the goodwill of their neighbours for their exports. There was no industry. There was a lack of teachers. There were few physicians. African university graduates were exceedingly rare. The only infrastructure present was built by the colonisers. Everything was directed towards extracting resources or agricultural products and exporting them to the former masters. It was easier to place a phone call from Dakar to Paris than from Dakar to Abidjan. The same was true for transportation. The only thing these states had to offer to foreign investors were their natural resources. And so, they did.
- The former colonisers were jealous of their prerogatives. They wanted to maintain monopolies on local contracts. They were also obsessed with the preventing the spread of communism in Africa. In order to stave this off, they routinely took to meddling in the internal affairs of these officially independent states. They did so by assassination, as in the case of Patrice Lumumba, who everyone from Belgium to the CIA wanted dead. They also did so by funding rebellions and supporting coups to depose leaders who were thought to show too much defiance.

And so it was that the very experience of colonisation made future development difficult. These regions had been exceedingly poor before colonisation. Their natural resources had been ruthlessly exploited. And independence led to decreased stability. It was easier to obey a foreigner with his white skin and his fancy technology than it was to obey another dark-skinned man like yourself, especially when you might

have grown up learning that your tribe used to dominate his before the arrival of the Whites. The reverse was also true. If you were from a tribe who had been dominated by another, you weren't about to let slide the opportunity to turn the table on your former oppressors.

Now, I have explained that European conquest, colonisation, and exploitation were detrimental to wealth accumulation. What did the African himself do after independence?

In country after country, thinly-veiled dictatorships were established. Constitutions were either re-written or ignored. There was no institution in any of these nations to check a power-hungry leader. Political leaders always want to have their way. When they live in a system that constrains them, they are unable to impose their will. But, imagine a man in charge of a nation where he can have his way on any matter, where he can eliminate the political opposition with impunity, does anyone doubt that such a man, even if he starts out idealistic, will slowly morph into a dictator?

This is what happened everywhere: Boigny of Ivory Coast, Nkruma of Ghana, Senghor of Senegal, Banda of Malawi, **Nyerere of Tanzania**, Kaunda of Zambia, Sekou Toure of Guinea, **Mugabe of Zimbabwe** and so many more. All of them established dictatorships and crushed all political opposition.

Banda, in particular, was been quoted as saying this:

Everything I say is law, literally, LAW.

Senghor and **Nyerere voluntarily retired after about 20 years in power**. They were the nice ones. Boigny and Toure died in office after even longer reigns. Nkruma was ousted in a coup. Banda and Kaunda were ousted via the ballot box, only because, after the end of the Cold War, they lost the Western support that had enabled them to perpetuate their rule.

It is to men such as these that the destiny of Africa was entrusted.

The populations had been hungry. What they were demanding was not good governance but a chance to escape poverty. What was established was a vast and pervasive patronage system in which political power existed only to afford one the ability to grow rich. A man in office was expected to plunder state resources and to siphon some of the wealth to his own region of the country. No one cared that the entity known as Nigeria or Malawi might grow poorer. It was every tribe for itself.

The norm was for half or more of the national budget to be dedicated to civil service salaries. Ministers of government had large salaries, free housing, and had their bills paid by the government. They were rapacious. Any foreign company who wanted to do business with their country had to pay a bribe. National leaders became fabulously wealthy. Politics, not business or education, became the surest way to wealth. And what was rewarded was not policy expertise but party loyalty.

In the 60s and early 70s, all this was surprisingly sustainable, given the high price of commodities on world markets. But once commodity prices crashed in the late 70s through the 80s, the entire house of cards came crashing down.

The nations had been mismanaged. The debt levels were sky high. Infrastructure development was still lagging. And industrialisation had failed, given that it was never a priority in these resource-rich

countries, and the governance had never displayed the discipline to pursue long-term strategies for economic development.

This mismanagement, it must be emphasised, cannot be blamed on the Whites. We did this all by ourselves.

Nevertheless, there are definitely some actions taken by the West that have contributed to impoverishing the nations of the continent:

- Unfair trade practices. Western government subsidise their farmers, who can thereby produce foodstuffs cheaper than local African farmers, who are driven out of business when the cheaper stuff comes pouring in. And African countries do not have the kind of leverage they would need to be able to apply tariffs, given that they are indebted to those same countries against which they have trade disputes.
- The structure of food aid is terrible. What should be done when there is a disaster or a famine is to purchase all the locally available food before bringing in food from elsewhere. This serves as a stimulus to the local economy and ensures that African farmers will be able to plant again the following year. But US food aid, at least the last time I looked at it, was structured for the benefit of US farmers, whose excess production gets purchased by the US government and dumped on African markets. This is good for the hungry but bad for the local economy, since local growers find themselves unable to sell what they planted. When that happens, the local production collapses, which makes future famines more likely. I should mention that, at least the last time I was looking at it, European food aid was structured in a way to benefit to the African farmer.
- Structural adjustment programs. These were austerity packages imposed by the IMF and World Bank on many African nations in the wake of recessions. They also included forced deregulation and the lowering of protective trade barriers, which opened up many of these economies to competition they could not possibly overcome. On top of that, they included excessive levels of austerity, often in the midst of economic downturns.

So, let's summarise. Africa is poor because:

- It was underdeveloped before colonisation due to a combination of inefficient agriculture, poor transportation infrastructure, and lack of political stability.
- Colonisation led to exploitation.
- Decolonisation led to instability and inter-ethnic strife.
- The regimes that were established after independence were exceedingly corrupt and badly mismanaged their economies.
- Western influence has often had negative consequences, either by supporting rebellions or by imposing doctrinaire free-marketism.



simple is what LIFE is meant to be!



CLOSING THE GAP

How is 'the gap' closed? Closing the Gap is a personal journey of self-development.

It is through the voluntary changing of the traditional environment of familiar customs and norms that are being passed on through the generations. Should we, as children, live the same style of life as our parents then we will mirror their circumstances and outcomes – this is how stagnation of consciousness unfolds, avoiding growth and prosperity for generations, spanning periods extending for thousands and thousands of years!

Through a change of environment, voluntarily unfolding, children may discover the diversity of two customs and lifestyles, thus bringing about not only a change but the blending of two lifestyle experiences opening the opportunity for leadership to present itself through the opening up of spontaneity and intuitiveness not having been present before the blending of any two cultures. Not only is 'the gap' being closed, but the whole of society blossoms through the voluntary initiative of those having taken the step into an environmental change of lifestyle and way of living new to all.

Dennis B – born in Innisfail, Queensland. Mother is indigenous and his father is connected with Vanuatu and Solomon Islands nationals. His father worked in the Queensland sugarcane fields. Dennis years 11 and 12 schooling was in Melbourne. He developed an interest in Social Welfare, obtained a degree in Theology in England and undertook community work. He travelled extensively in Europe. He sold books to fund university while in England. His pen pal became his wife. Didn't finish the degree being distracted by future wife. Moved onto Queensland University in Anthropology – the science of humanity. Interests are in housing, education and sports.

Larry C – born in Tweed Heads. Father from Beaudesert and mother from Tin Can Bay indigenous communities in Queensland. He has been heavily involved in sports especially involving indigenous players. Politics, sports and indigenous communities being his passion. Eventually settled down to become involved in his local community endeavouring to resolve indigenous challenges. He has moved into mentoring young ones. Moved to live in Tweed Heads in 2024. He has observed a lot of money has been thrown into projects from the Government in the past only to be squandered away. Systems of the past twenty years have not worked. Changes and a change of strategy are to be mapped out to begin to deliver solutions.

Sidney D – born in Brisbane but brought up in the indigenous communities of the Torres Strait Islands of northern Queensland. Lived in Malaysia in the RAAF environment and other military bases with his father. Presently is considering a PhD degree. He remains linked with heritage while working for a Queensland Government agency supporting indigenous peoples.

All three 'closed the gap' by changing their home environment and adopting new lifestyles! These three leadership personalities will now deliver the opportunity for change and growth for all those who open themselves to the possibilities of the awareness that is to be provided through their initiatives. The constraints of mind-centricity and suppressive customs can be put aside while embracing and living the guidance of our own feelings – living feelings first.



CLOSING THE GAP



Psychic Barriers

The Old Testament of the Bible calibrates overall at 190 MoC on Dr David Hawkins' Map of Consciousness (excluding Genesis, Psalms and Proverbs). The lack of truth therein strengthens psychic barriers to limit progress by adherents. (Page 371 Truth vs Falsehood – Dr Hawkins)

Similarly, the Dreamtime Stories of old adhered to by Australian Aboriginals find their personal progress and evolution hampered by these stories as generally the stories calibrate at around 180 MoC.

Personalities calibrating below 200 MoC dominate the social issues that Aboriginal communities seek assistance with when it is their adherence to ancient traditions and beliefs that are the psychic barriers to progress, solutions and development by their societies.



Aboriginal Dreamtime Stories

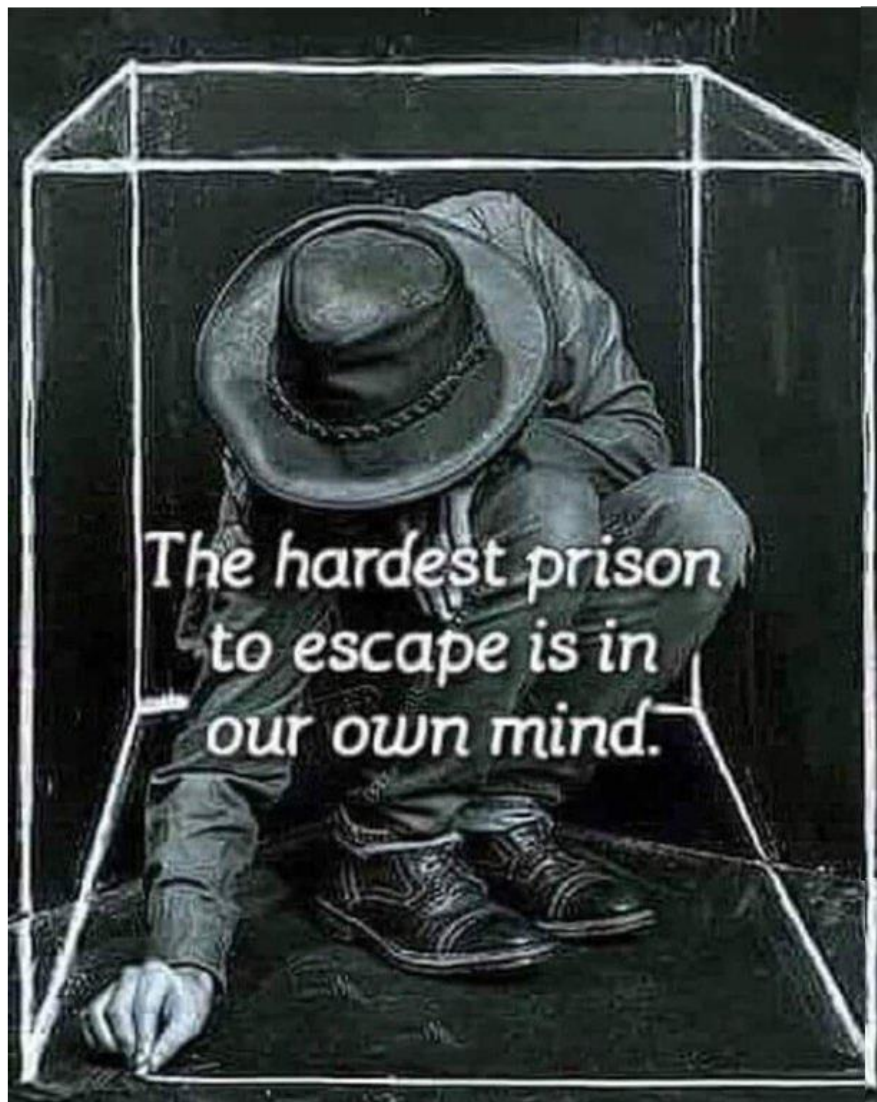


Beliefs suppress TRUTH.

Result is; Health degrade, Discomfort, Pain, Illness, Disease and Viruses
To heal yourself with truth can only be done one way, and that is by sincerely wanting to live true, to live a life in which you want with all your heart to see the truth in each and every experience, so that as you live your body is being ‘built’ on truth, and so will remain rock solid, and will not feel fragile and collapse under you when disease suddenly strikes you down. Truth, Truth, Truth, and more TRUTH. You have to want to eat drink and sleep truth. To beg and ask and long with all your will for the Mother and Father to help you see and know the truth, the truth of everything that you do, everything you are, everything you feel – the whole truth of yourself. And so whilst you’re of it, including, the truth of your rebellious state. “Mother and Father, please help me see, know and BE the truth You want me to live.”

Kindly visit www.pascashealth.com then Library Download page, in Pascas Care Letters click to open:

-  [Pascas Care Letters Mind into Balance with Feelings.pdf](#)
-  [Pascas Care Letters Mind causes Discomfort Soul brings Healing.pdf](#)



Torres Strait Island Regional Council, northern tip Queensland – mostly Aboriginal populations:
Empowering our people, in our decision, in our culture, for our future

<http://www.tsirc.qld.gov.au/our-region/torres-strait/geographical-location-and-map>

<u>TORRES STRAIT POPULATION</u>		MoC	MoC
	Population No	Calibration	
Eastern Islands			
Mer (Murray Island)	450	193	
Erub (Darnley Island)	400	190	
Ugar (Stephen or Stephens Island)	80	175	
	930		188
Central Islands			
Iama (Yam or Turtle-backed Island)	350	180	
Masig (Yorke Island)	180	174	
Warraber (Sue Island)	250	175	
Puruma (or Poruma) (Coconut Island)	180	172	
	960		178
Western Islands			
Badu (Mulgrave Island)	900	180	
Moa (Banks Island) Kubin Community	350	176	
Moa (Banks Island) St Pauls Community	240	175	
	1,490		177
Southern Islands			
Waiben (or Wayben) (Thursday Island)	2,610	205	
Keiri (or Kiriri) (Hammond Island)	220	188	
Nurupai (or Ngurupai) (Horn Island)	600	195	
Muralag (Prince of Wales Island)	20	180	
	3,450		195
Northern Islands			
Saibai (Saibai Island)	400	176	
Boigu (Talbot Island)	260	175	
Dauan (Mt Cornwallis Island)	150	174	
	810		175
Cape York communities			
Bamaga	800	179	
Seisia	165	177	
	965		178
	<u>8,605</u>	<u>8,605</u>	<u>194</u>
			<u>194</u>
Torres Strait Population:			
Indigenous / native + PNG population	84.0%		
Non-indigenous / white population	16.0%		
	<u>100.0%</u>		
Northern Territory			
Katherine	10,000	199	
Tennant Creek	3,100	204	
Alice Springs	25,200	218	
Australia (overall)			<u>415</u>

Kindly go to www.pascashealth.com then Library Download page, scroll down to Kids of the World and click on to open the PDF:

 [Pascas Care Kids of the World Communities Torres Strait.pdf](#)

 [Pascas Care Letters Voice to Parliament Australian Aboriginals.pdf](#)



CLOSE THE GAP

When considering the overall calibration of Aboriginal communities in remote areas around Australia, the closing of the gap between the overall population and the remote area indigenous communities is already closed. That is, nothing further can be done except for the subject people to become aware that their traditional way of living is restraining growth and development of their levels of consciousness. It is up to each individual to embrace change or stagnate as they now are.

BREAK THROUGH OUR GLASS CEILING



For the population overall, while one lives mind-centric then their potential to grow in consciousness beyond 499 on the Map of Consciousness (MoC), this being the peak of 'reason', is very limited.

For those who embrace living feelings first and commence their personal Feeling Healing then they are breaking through the glass ceiling of 499 MoC and should they also embrace asking for our Heavenly Mother and Father's Divine Love then their potential in consciousness and soul condition is infinite.

Feelings First IT'S A WAY OF LIVING.



PAPER SCAS



Firstly, consider discovering the truth of your emotional pain through Feeling Healing. Secondly, consider longing for our Heavenly Parents' Love as you progress with your healing. Primary and most important readings are the writings of James Moncrief. Then consider the Padgett Messages, and then The Urantia Book.

Consider a 'profile' to be able to recognise the propensity for homelessness to unfold as well as all the social ills that may unfold:

Profile of Indigenous Australians

<https://www.aihw.gov.au/reports/australias-health/profile-of-indigenous-australians>

Population size and location: In 2016, an estimated 798,400 Aboriginal and Torres Strait Islander people were in Australia, representing 3.3% of the total Australian population (ABS 2019b).

Among the Indigenous Australian population in 2016:

- 91% identified as being of Aboriginal origin (an estimated 727,500 people).
- 4.8% identified as being of Torres Strait Islander origin (an estimated 38,700 people).
- 4.0% were of both Aboriginal and Torres Strait Islander origin (an estimated 32,200 people) (ABS 2018a).

Based on the Australian Bureau of Statistics (ABS) projections, the number of Indigenous Australians in **2022 was estimated to be around 896,300**. The Indigenous Australian population is projected to reach about 1.1 million people by 2031 (ABS 2019c). Aboriginal population of Australia MoC 290

Population – Australian Bureau of Statistics

<https://www.abs.gov.au> › statistics › people › population

Australia's population was **25,978,935 people** at 30 June 2022.

Australia Population (2023) – Worldometer

<https://www.worldometers.info> › world-population › au...

The current population of Australia is **26,253,734** as of Saturday, January 21, 2023, based on Worldometer elaboration of the latest United Nations data.

Australian population overall

MoC 415

Aboriginal Dreamtime Stories

MoC 280

Dr David R Hawkins, psychiatrist, published the Map of Consciousness (MoC) in "Power vs Force" and it is not a lineal scale, it is based on the common log of ten, a 10 point increase is 10,000,000,000 increase in energy. Anything calibrating under 200 is false, anti-life and just needs to be avoided, yet the majority of humanity calibrates under 200 – hence worldwide crime, stress and disasters prevail.

The Bible of Christianity calibrates around MoC 475. The Pascas Papers calibrate at a perceived level of truth of 880 to around 960, with a general potential level for truth of 1,480.

Once humanity collectively understands what has happened to them on the higher spiritual level, how the people have been controlled, and that it's over, that control is no longer controlling, it's just legacies of it, all of which the average person can deal with by destroying it in themselves, things will change markedly for the better. And as the people change, so too will how they want to live, it will be a great time of revolution, nothing will be the same. So what you are currently living through is the end of the Rebellion and Default, it literally is, and so once the end is fulfilled and the New starts, then all how it currently is and has been will cease to be.



Nanna Beth 3rd Celestial Heaven, John's grandmother, 20 March 2018

Our feelings are soul-based. Our soul is always in truth. It is our soul based feelings, that when allowed to be freely recognised, we will begin to express and be who we are. This takes time and perseverance as we have encrusted our souls with layers upon layers of errors and false beliefs, it is these layers that will confuse the truth that our soul is conveying to us. Only by our progression with our Feeling Healing will our soul's expression of truth become clear and free of all cloudiness and contamination.

Without looking to our feelings and wanting to uncover the **WHOLE** truth of them, we can't heal our errors of belief and injuries. It's as simple as that despite what anyone does with their emotions and feelings. And many people in their endeavours to heal themselves have done some real Healing, if they at any time looked to their feelings for their truth, and this truth would have been forthcoming. So humanity has gained a little truth over the years. However, because of the feeling-denying forces of the Rebellion and Default that have been in play for some 200,000 years, the level of truth has remained very low.

The New Way, living Feelings First – Feeling Healing – which is now being revealed, will have many people wanting to follow it, looking to their own feelings for their own true power and freedom. As a consequence, they will no longer want to be dictated to by bogus religions or politician's corrupt social and educational systems or deep state hidden controllers or mind spirits or anyone else.

Our FEELINGS are our SUPREME GUIDES:



Feelings are what guide us through our ascension of truth. So they are really our Supreme Guides. Many people look for a person, spirit, angel, even God, for supreme guidance, however it's all right there already built in – in our feelings. **We just have to submit to them, allowing them to take us where they will, expressing all the parts we want to express, letting the emotion drive that expression if it's there to be expressed, or just talking about all we feel and how feeling that feeling is making us feel – or, how we feel about having that feeling, all whilst longing for the truth of our feelings. Longing for the truth of our feelings is really: Longing for the truth of our self, because: we are our feelings. So life stirs up our feelings, we feel being alive; or, being alive means we are feeling, always feeling; and when we work out what and why we are feeling what we are, so then we know the truth of how we are. And over time the truth accumulates, and our mind expands our understanding of ourselves, all being driven from our feelings.**

Kevin, John's brother-in-law, 26 September 2017

Kevin died 10 August 2012, through Feeling Healing became Celestial on 7 August 2017

VOICE to Leadership

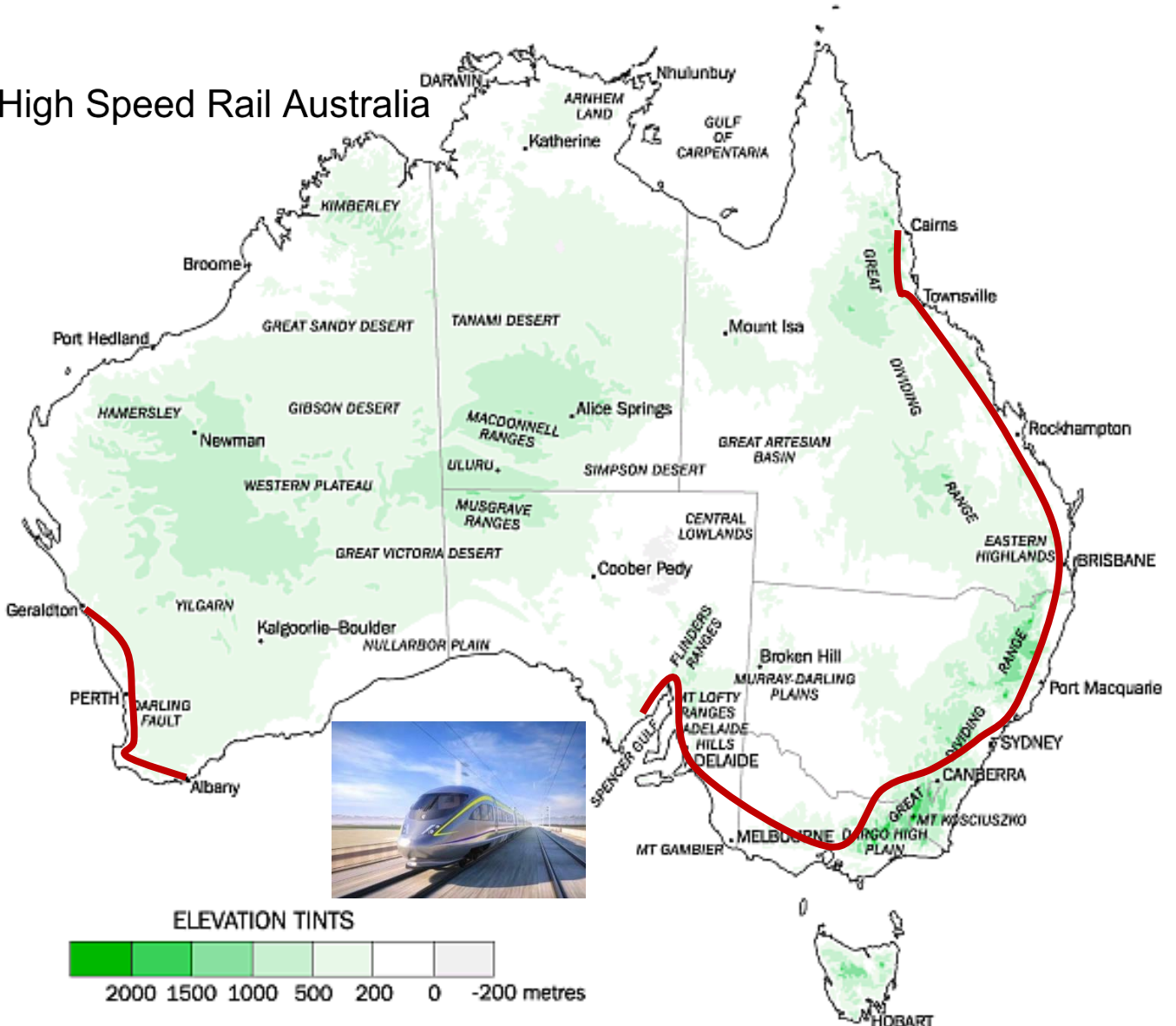
Simultaneously with the announcement of high speed rail from Cairns to Whyalla as well as Geraldton to Albany, also commence the infrastructure planning and development of regional city expansion and new cities to accommodate more than ten million immigrants as well as resolving the low cost housing plight together with domestic violence accommodation and homelessness pathways by underpinning the land costs in these new and expanding regional cities.

This will also establish the centres for strategic industries and associated manufacturing to be all outside of the major city regions.

This is a twenty year new city plan for Australia – centred on the station hubs of the high speed train networks.



High Speed Rail Australia



CHRONIC HOMELESSNESS



Percentage of before-tax income that would be spent on rent

- **Affordable**—less than 30% of a household's before-tax income would be spent on rent
- **Unaffordable**—30% or more of a household's before-tax income would be spent on rent



A HELPING HAND

HOUSING COSTS and AFFORDABILITY are the direct consequence of LAND COST and BUREAUCRATIC RED TAPE!

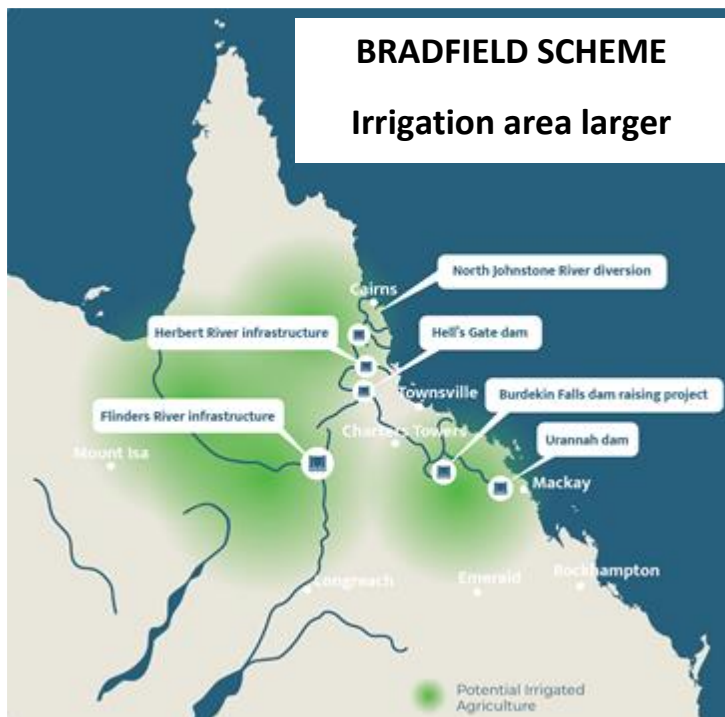
Large cities have their benefits, however the social cost is wealth for the few while the majority fall into disadvantage due to unaffordable housing costs.

Communities, being villages of 1,000 persons is the preferred module to raise a child.

Cities of 200,000 create the circumstances for all services and facilities to become viable and available.

Regional cities of 1,000,000 are the peak for optimising potentials for all aspirations of residents.

Now is the moment in history to reshape the society of Australia and it may begin with the implementation of high speed rail from Cairns through Brisbane, Sydney, Canberra, Melbourne, Adelaide to Whyalla with designated communities, cities and regional cities planned with the principal that new home building sites be pre-priced and speculation minimised. Home sites to be ready ahead of demand to maintain lower housing costs.



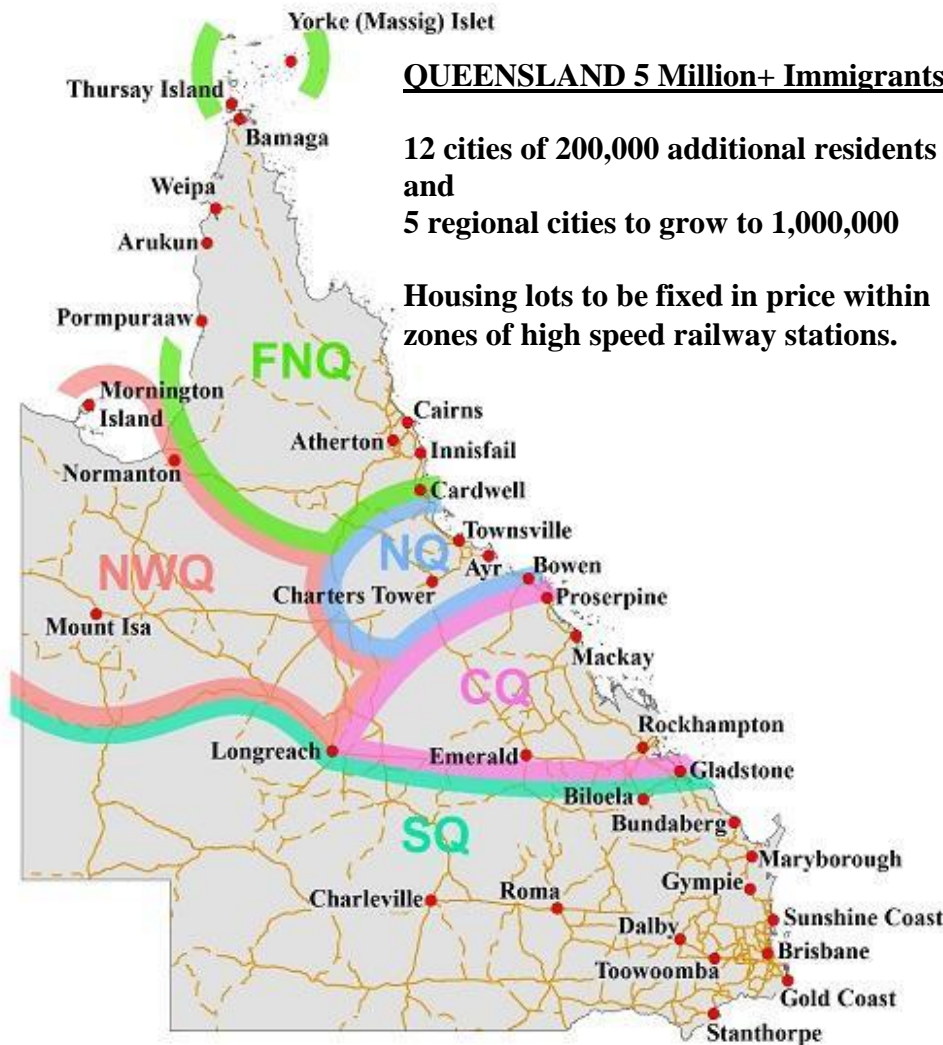
To commence with, plan for immigration into Queensland over the short term to generate population growth of five million!

Five million new residents will gravitate to Queensland due to awareness unfolding that:

- Australia can manage pandemics.
- Australia is south of the equator and relatively secure from global conflict.
- Queensland is close to the equator and considered preferable as Earth changes unfold.
- Water and food security is being well managed.
- Leadership is stable and non-authoritarian.
- Stability and truth prevails.

Master planning and developing of core infrastructure early with industries and commerce to become integrated in a number of regional cities to mitigate the extreme pressures on Australia's major capital cities, will have stabilising benefits for all families, alleviating tensions that lead to family disruption and despair. Of the greatest infrastructure development is education and the resetting of the option to live through our feelings rather than the stagnation and errors of mind entrapment.





High speed rail is a transportation form that opens the potential for regional small cities to evolve into commercially vibrant centres.

The potential of 600 km/h transport will expedite the populating of regional Queensland, drawing people from all nations to take comfort in the security that the state offers.

Generally, such infrastructure programs provide the developer to gain from the further development of land around the railway stations. To encourage rapid populating of the cities being provided with stations, consideration of moderate pricing of developable land will escalate populating.

This would be applicable for the full length of the high speed rail program, from Cairns to Whyalla. This would be massive infrastructure advancement for Australia with major innovative developments unfolding the full length of the transport system.

Amongst these social gains would be a significant supply of lower cost housing in these emerging rural cities. This would take pressure off of the capital cities and reset social platforms with a progressive shift of rent-pressure tenants relocating into these more affordable liveable regional centres.

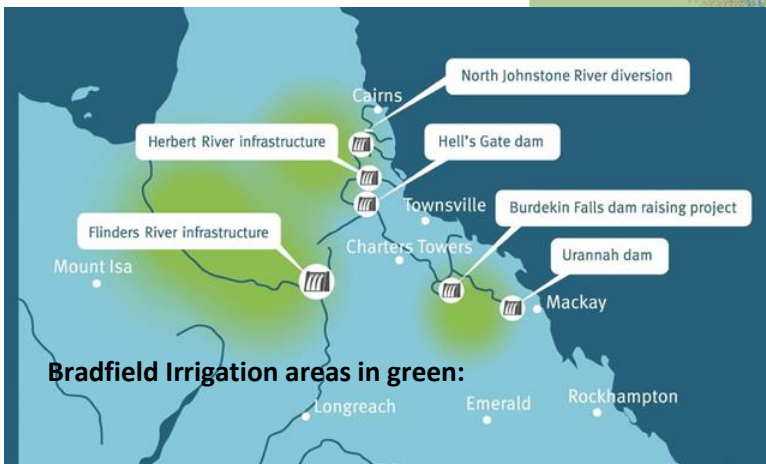
To buffer the exponential rising cost of all forms of housing is the creation of multiple regional cities with building sites available ahead of demand. Further, no government is recognising the forthcoming mass migration that will be seeking refuge in Australia due to destabilising events now embracing humanity worldwide that will not abate for decades to come.

DUE to World Wide disturbance, immigration into Queensland may escalate like this:

QUEENSLAND city populations			20 year	2040	
2016 Census			Immigration	Total	
1	Brisbane	2,054,614	South East Queensland	500,000	2,554,614
2	Gold Coast	540,559	South East Queensland	300,000	840,559
	Sunshine Coast				
3	Coast	243,337	South East Queensland	500,000	743,337
4	Townsville	168,729	North Queensland	600,000	768,729
5	Cairns	144,730	Far North Queensland	600,000	744,730
6	Toowoomba	100,032	Darling Downs	200,000	300,032
7	Mackay	75,710	Central Queensland	400,000	375,710
8	Rockhampton	61,214	Central Queensland	400,000	561,214
9	Hervey Bay	52,073	Wide Bay-Burnett	300,000	352,073
10	Bundaberg	50,148	Wide Bay-Burnett	300,000	350,148
11	Gladstone	33,418	Central Queensland	300,000	333,418
12	Maryborough	22,206	Wide Bay-Burnett	200,000	222,206
			Atherton Table Lands	200,000	200,000
			Bradfield Irrigation Area	300,000	300,000
	Sub-total	3,546,770	North of Cairns	200,000	200,000
	Other regions	1,653,230	Other coastal zones	500,000	2,153,230
	Total 2022	5,200,000		5,800,000	11,000,000

Land area:

- Queensland 1.853 million km²
population 5.2 million
- Australia 7.692 million km²
population 26 million
- Ukraine 0.603 million km²
population 44.1 million
- Afghanistan 0.653 million km²
population 39 million
- India 3.287 million km²
population 1.4 billion



Bradfield Irrigation areas in green:

**The life you're living
right now,**

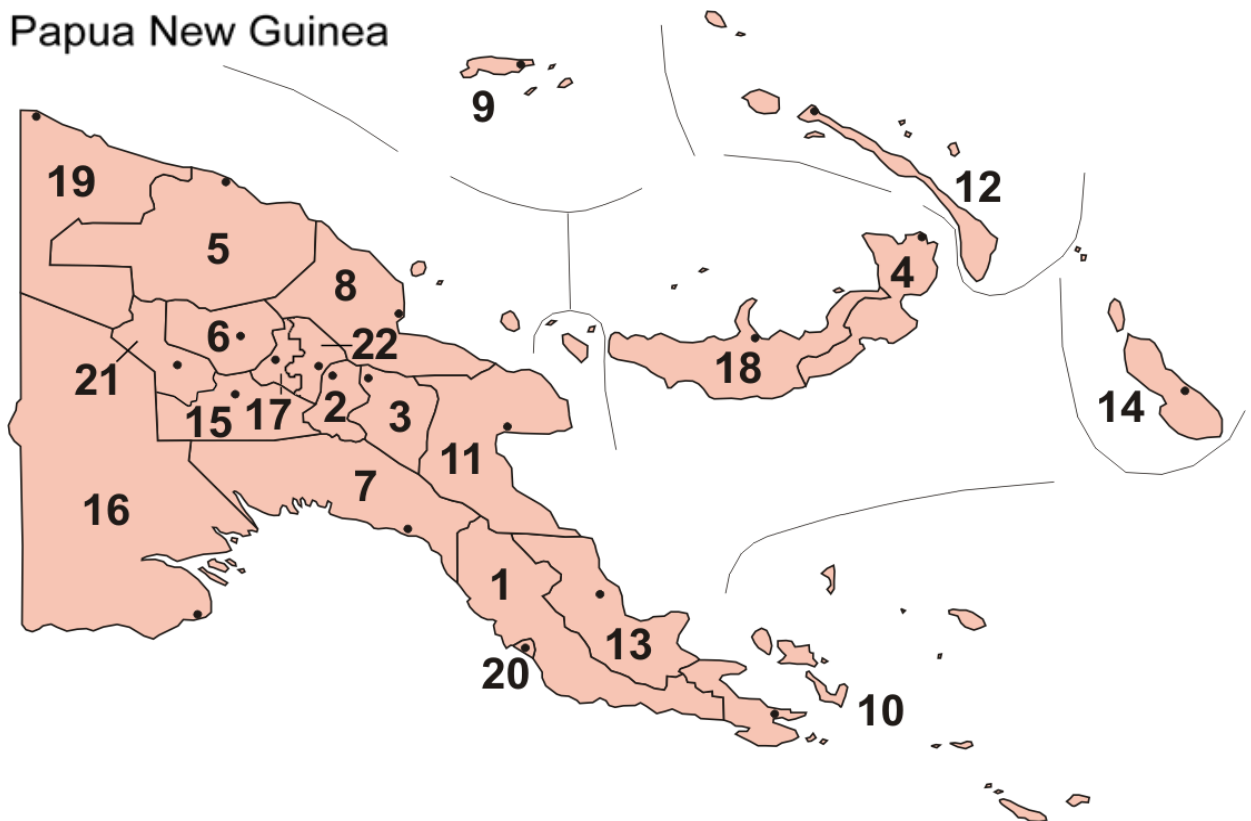


**Is the dream for many
children**

PAPUA NEW GUINEA national roads program

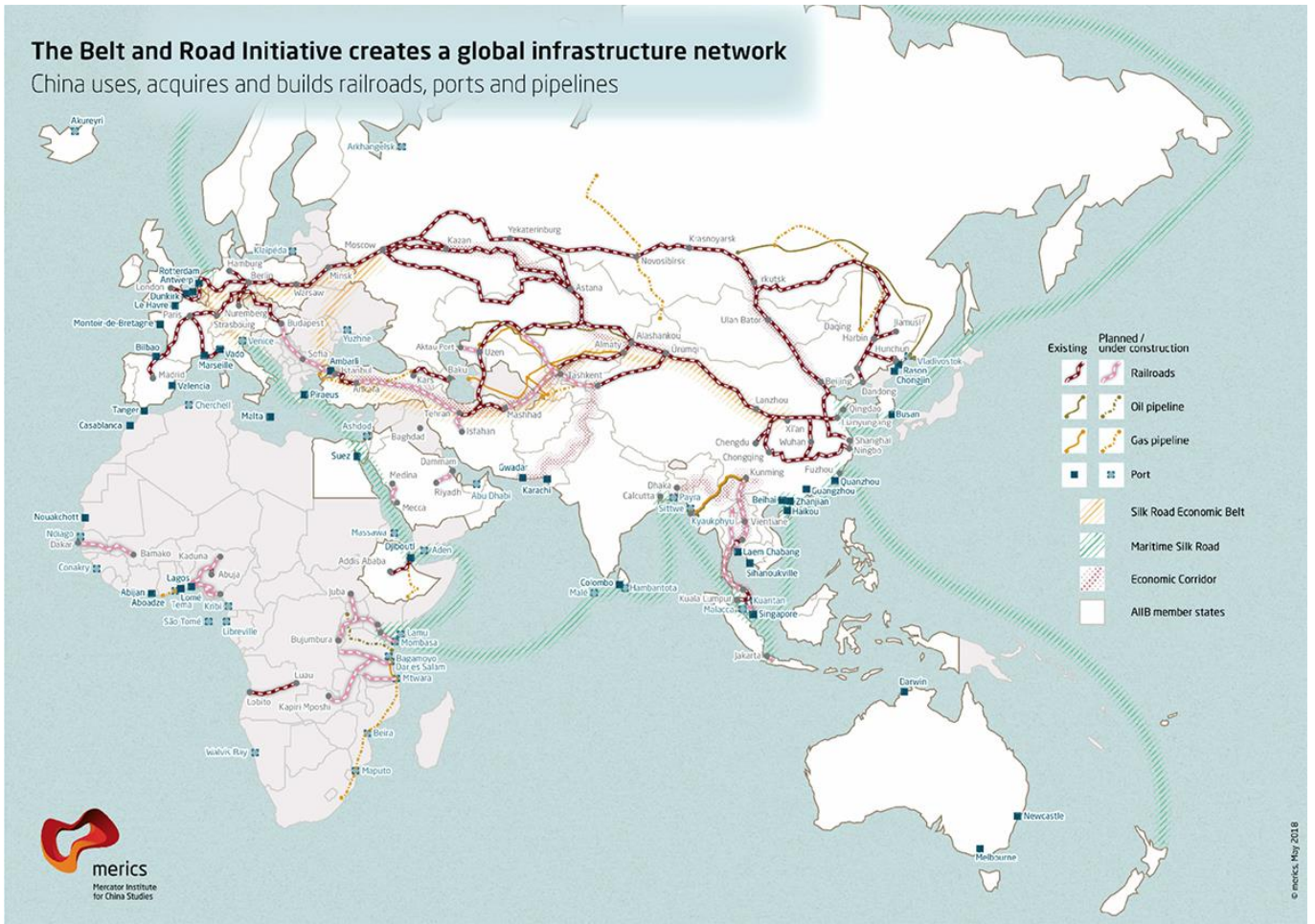


Papua New Guinea



The Belt and Road Initiative creates a global infrastructure network

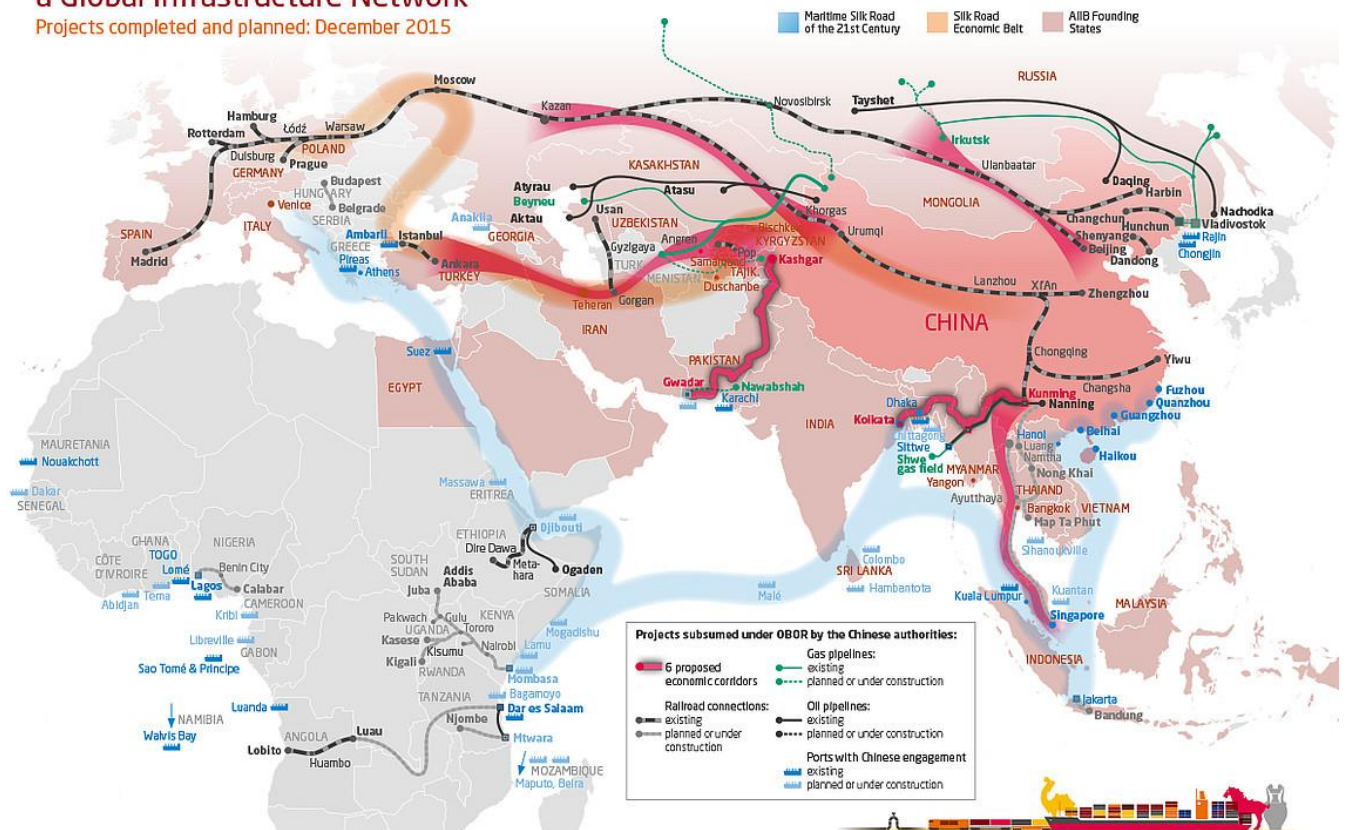
China uses, acquires and builds railroads, ports and pipelines



MERICs China Mapping

One Belt, One Road: With the Silk Road Initiative, China Aims to Build a Global Infrastructure Network

Projects completed and planned: December 2015

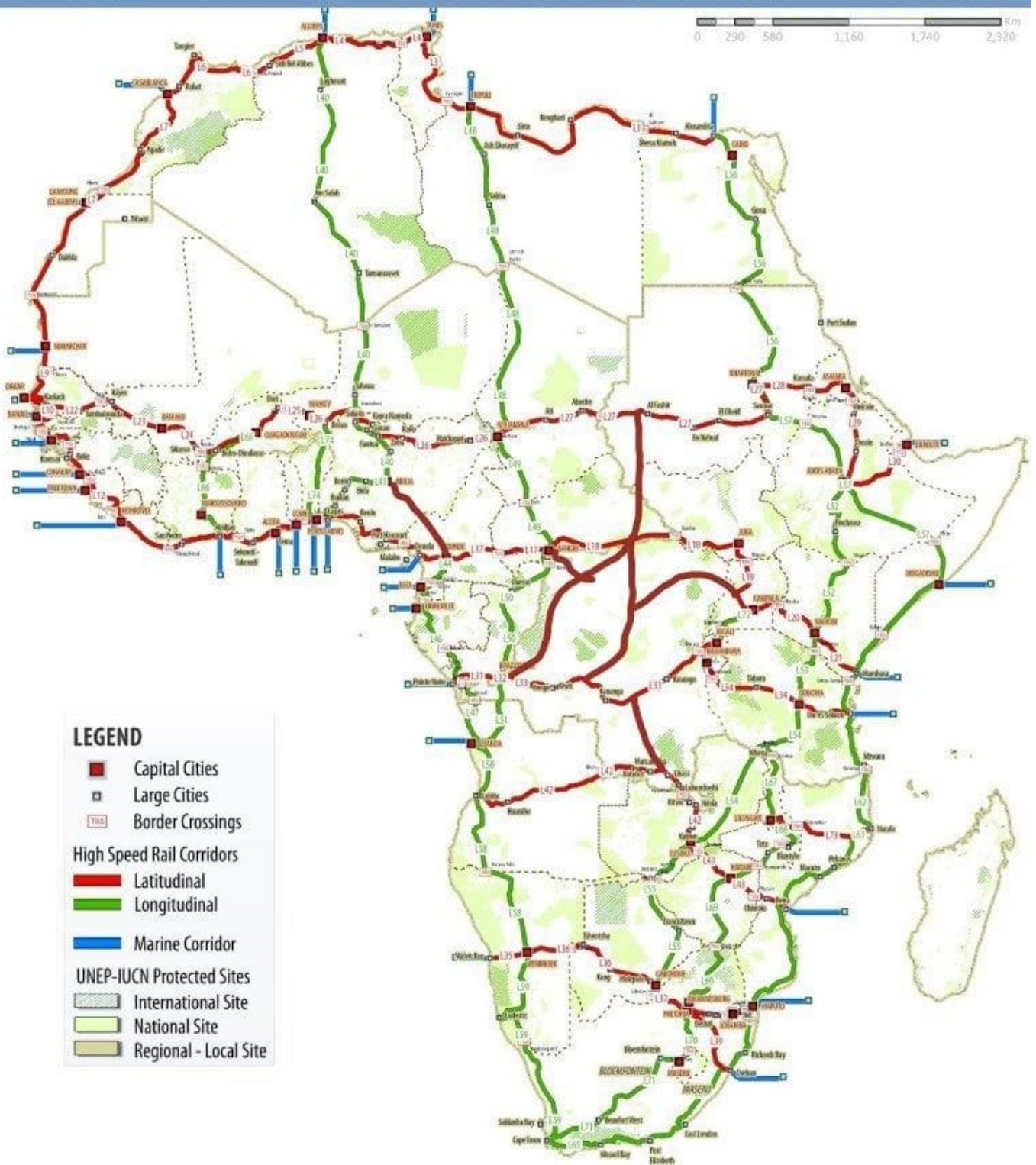


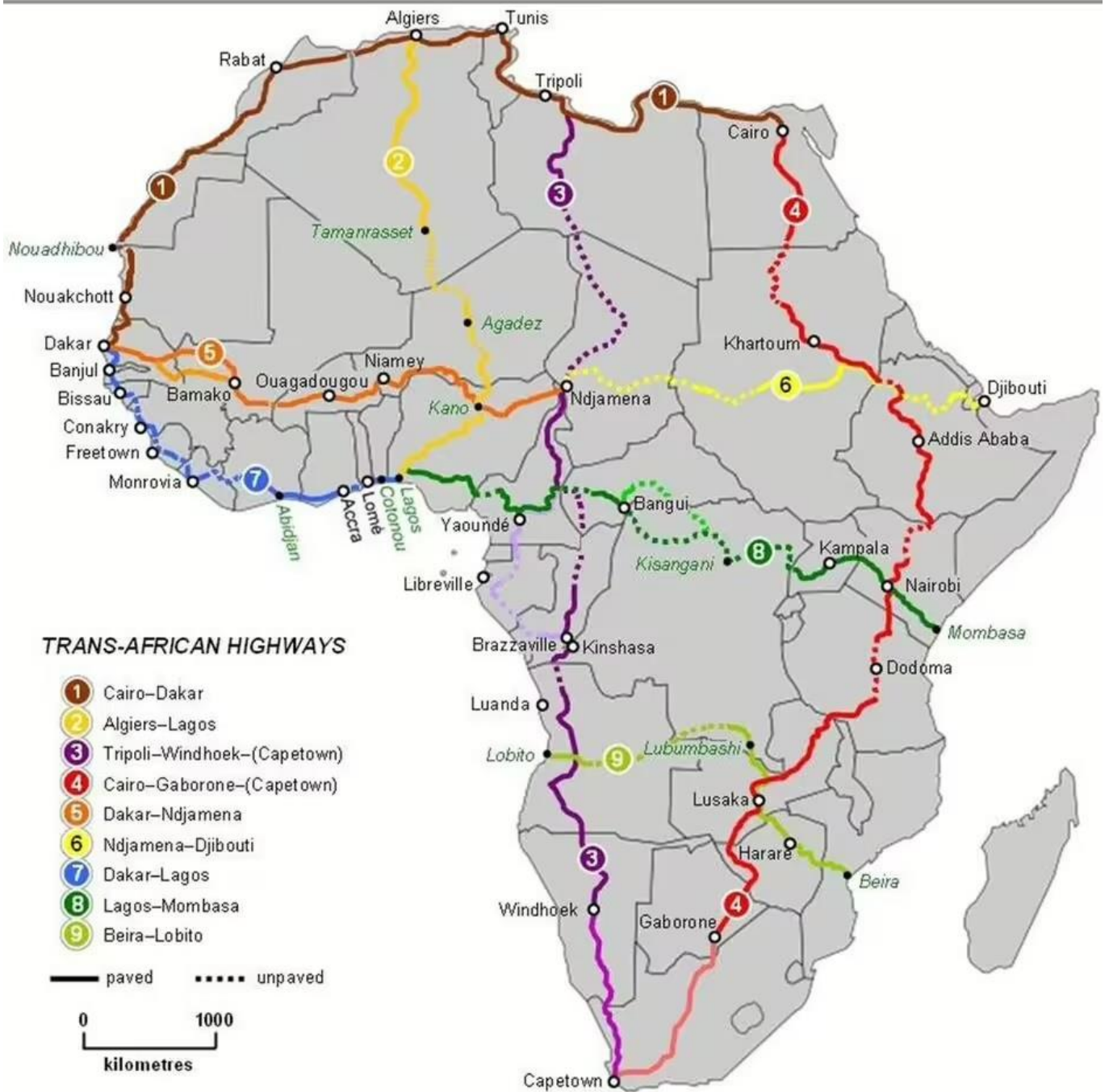
African Rail ~ Present & Planned Trans-Corridors

<http://www.maximizingprogress.org/2011/07/african-rail-present-planned-trans.html>

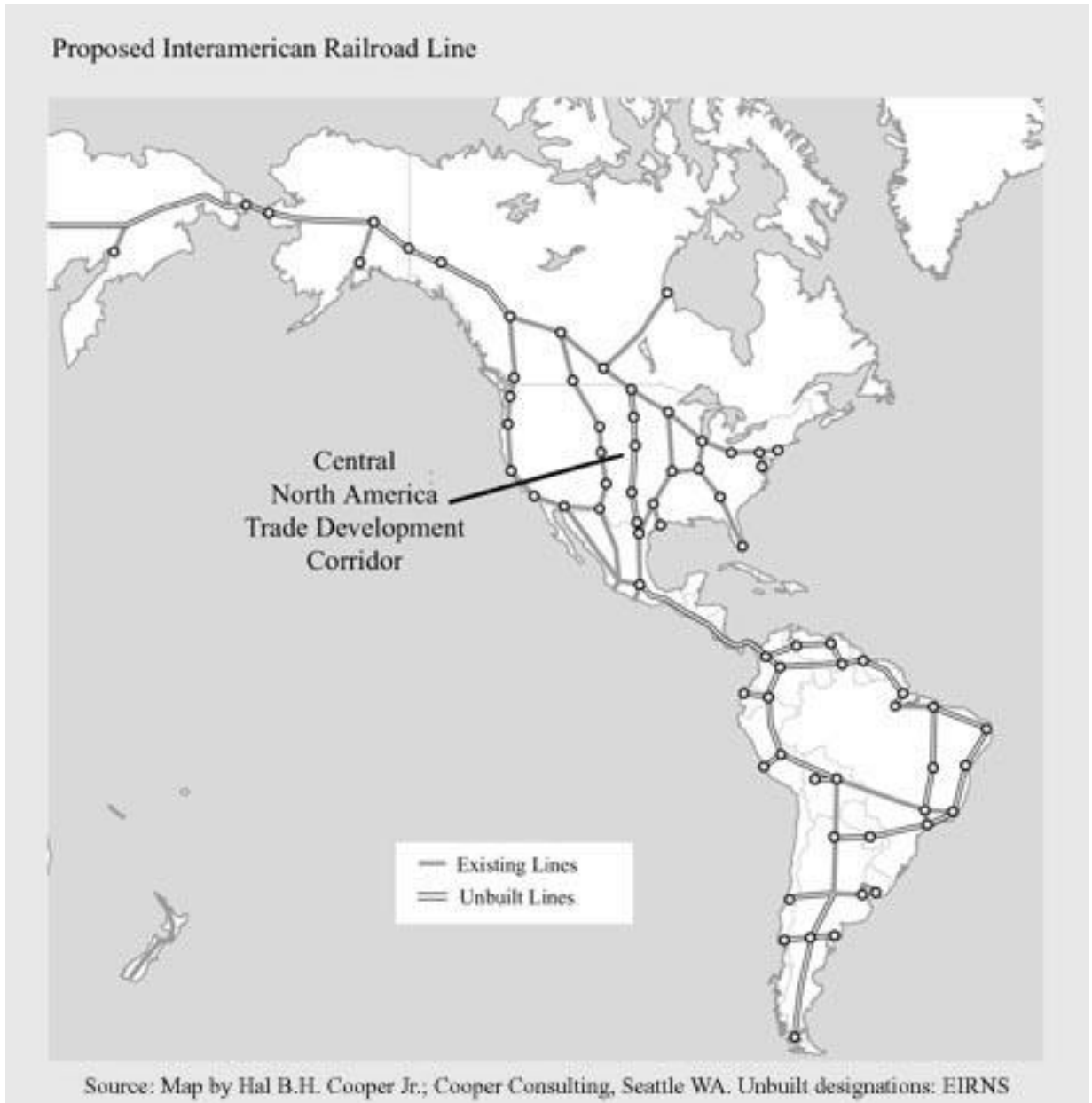
Fall 2020







<https://archive.schillerinstitute.com/economy/maps/maps2.html>



Dual highway plus railway required to connect all nations of South America – twin track rail to utilise the same corridor.



South and Central America Projects: Powerhouse for Development

<https://archive.schillerinstitute.com/economy/maps/maps2.html>



Source: EIR.

Build the Great Projects of South America

<https://archive.schillerinstitute.com/economy/maps/maps2.html>



The map shows the great water projects called for in South America, and also illustrates the continental scale required for all basic infrastructure improvements: transcontinental highways, rail routes, new cuts through the Isthmus of Panama and Colombia for expanded Pacific-Atlantic transit (1 and 2 on the map), coastal development, and modernization of urban and farm regions.

The map locates and names 12 specific canals and lakes, and denotes a gray "Productive Axis" zone along the Brazil/Uruguay/Argentina region that would move inland (as the arrows show) with the development of the upland water projects.



The dark black lines show the principal potentially navigable channels of the great river basins, that can be hooked into one "Great Waterway" going north-south. Of the Waterway's 9,818-km length, 1,650 km is located in the Orinoco Basin, 4,333 km in the Amazon Basin, and 3,370 in the La Plata Basin. The critical links are indicated by broken lines.

An estimated 17% of the total great Waterway route (or 1,730 km) would require significant improvement, in the estimation of Brazilian railway engineer specialist

Prof. Vasco Azevedo Neto. The waterways on the map are paths that show the natural "lines of least resistance" of the continent, which would be the natural infrastructure-corridor routes (rail, power lines, communications, etc.), whose development would transform the rich continent.

**Finally the fourth ape!
He is the sum
of the first three.
He sees nobody,
hears nobody,
and speaks to nobody!**





Are we communicating?



Or deeper into the impersonal?



THIS IS HUMANITY **stupidified!**



Or getting the Hell out of Here!

WORLDWIDE relationship of MoC calibration with Life Experiences Life Expectancy, Development, Happiness, Education, Income							
MoC	No. of Countries+ Territories	Average MoC	Average Life Expectancy	Human Development Index	Happiness Index	Education Index	Per Capita Income 2021
400s	22	405	82.2	0.924	7.1	.890	US\$63,032
300s	71	343	77.2	0.794	6.1	.741	US\$30,154
200s	50	251	72.7	0.676	5.3	.610	US\$16,560
High 100s	38	174	70.5	0.659	5.0	.600	US\$12,516
Low 100s	21	119	67.1	0.587	4.6	.501	US\$7,081
Below 100	14	74	65.3	0.565	4.4	.501	US\$6,377
WORLD	216	220	73.3				US\$17,110

This simple chart is the collation of many separate worldwide assessments of the levels of factors relating to life experiences and quality of life of the citizens of each country and territory worldwide.

The Map of Consciousness (MoC) was developed by Dr David R Hawkins and published in his book, Power vs Force was first published in 1995 after twenty years of investigation.

MoC 100 is the level of consciousness relating to the world’s humanity living before the time of Jesus of Nazareth and Mary Magdalene 2,000 years ago.

MoC 190 is the level of consciousness prevailing since the life of Jesus and Mary until the late 1900s.

MoC 220 is the level of consciousness of humanity around 2020 as a change in Ages is unfolding.

The higher the level of consciousness, then the higher the level of truth prevailing and love.

Note:
 The Map of Consciousness (MoC) table is based on the common log of 10. It is not a numeric table.
 A calibration increase of 1 point is in fact a 10 fold increase in energy.
 A calibration increase of 10 points is in fact a 10,000,000,000 fold increase in energy.
 Thus the energy differentials are in fact enormous!

Let us look at the effects of level of consciousness:

MoC 100	income is around	US\$8,000	
MoC 200	income is around	US\$16,000	
MoC 300	income is around	US\$32,000	
MoC 400	income is around	US\$64,000	Note the doubling of incomes!

MoC 100	life expectancy	67 years	
MoC 200	life expectancy	72 years	
MoC 300	life expectancy	77 years	
MoC 400	life expectancy	82 years	Note 5 years increment with each 100 points!

MoC 100	happiness index	4.5	
MoC 200	happiness index	5.0	
MoC 300	happiness index	6.1	
MoC 400	happiness index	7.1	Note .0.5 added, then 1.1, then .1.0
MoC 100	education index	.500	
MoC 200	education index	.610	
MoC 300	education index	.740	
MoC 400	education index	.890	Note .110 added, then .130, then .150!

There are a number of additional worldwide surveys all leading towards the following understandings:

Open and free education is leading towards humanity progressing into the 400s MoC but not beyond 499 MoC.

While we focus upon living mind-centric then we cannot progress beyond MoC 499!

By aspiring to live feelings first having our mind follow in support of our feelings, and then embracing our Feeling Healing, also by longing for and receiving Divine Love, the Love of our Heavenly Mother and Father, then we are soul healing, our progression on the Map of Consciousness chart is infinite!

Those of us who heal ourselves of what we personally have taken on of the Rebellion and Default, we then have NO NEED to experience physical discomfort, pain, illness or disease. Thus we are addressing the underlying of all our physical ailments, all 10,000 variations identified by medical science to which they have no comprehension as to how a 'cure' may be achieved! Now you do know!

As we grow in truth and love, express our feelings both good and bad, and long to know the truth behind what our feelings are drawing our attention to, then we are Feeling Healing and growing in truth and love.

As you have seen from the above chart, as we heal and grow in truth and love our quality and standard of living and life grows, step by step.

How simple could life be? We do not need the burdens of wealth and assets. We are truth seekers and that is to be found through our feelings. Our own soul based feelings are always in truth, we are each fully self-contained. All is within. All we need do is to recognise that our feelings are to lead us in our growth and development of love.

WE ARE Truth Seekers

WORLDWIDE relationship of MoC calibration with Life Experiences Median Age of Population & Urban Slum Population						
MoC	No. of Countries+ Territories	Average MoC	Average Life Expectancy	Medium Age of Population 2021	Urban Population Living in Slums 2020	Per Capita Income 2021
400s	22	405	82.2	41.0	4.9%	US\$63,032
300s	71	343	77.2	34.7	17.4%	US\$30,154
200s	50	251	72.7	28.3	28.5%	US\$16,560
High 100s	38	174	70.5	25.7	33.8%	US\$12,516
Low 100s	21	119	67.1	22.3	43.7%	US\$7,081
Below 100	14	74	65.3	20.5	56.7%	US\$6,377
WORLD	216	220	73.3	30.7	> one billion 24.2%	US\$17,110

As average life expectancy grows, the median age of the population grows at a marginally faster rate, as does the growth in per capita income – at a higher rate. Education is the driver. The more open and freer the education system so is the higher the level of consciousness of the community and consequently all other social issues and ills are marginally and progressively mitigated. As of 2020; 56.2% of the global population now lives in cities.

There are many global surveys of numerous social observations and measures. Each of these, in their own way, reflect the Map of Consciousness scale. Conditions are better when the MoC is higher!

What is incredibly important to observe is that while we live mind-centric we do not progress beyond 499 on the Map of Consciousness. Our mind is a glass ceiling to our consciousness development and life experience. We remain retarded and subservient to hidden control, both in the visible and invisible.

Living Mind dominated is claustrophobic and suppressive!



The Mind presents a treacherous glass ceiling!

WORLDWIDE relationship of MoC calibration with Life Experiences							
Pupil-Teacher ratio, Nurses Midwives per 1,000, Doctors per 1,000							
MoC	No. of Countries+ Territories	Average MoC	Average Life Expectancy	Pupil-Teacher ratio primary	Nurses Midwives per 1,000	Doctors per 1,000 people	Per Capita Income 2021
400s	22	405	82.2	13	11.3	3.9	US\$63,032
300s	71	343	77.2	18	5.6	2.7	US\$30,154
200s	50	251	72.7	23	3.7	1.4	US\$16,560
High 100s	38	174	70.5	28	3.1	1.5	US\$12,516
Low 100s	21	119	67.1	32	1.8	0.8	US\$7,081
Below 100	14	74	65.3	41	1.5	0.6	US\$6,377
WORLD	216	220	73.3	23	3.8	1.7	US\$17,110

TEACHING is the Paramount Profession !

WORLDWIDE relationship of MoC calibration with Life Experiences							
General Overview							
MoC	No. of Countries+ Territories	Average MoC	Average Life Expectancy	Medium Age of Population 2021	WORLD POPULATION 2021	% worldwide population	Per Capita Income 2021
400s	22	405	82.2	41.0	687,989,800	8.8%	US\$63,032
300s	71	343	77.2	34.7	4,064,565,401	51.8%	US\$30,154
200s	50	251	72.7	28.3	1,069,410,500	13.6%	US\$16,560
High 100s	38	174	70.5	25.7	744,280,000	9.4%	US\$12,516
Low 100s	21	119	67.1	22.3	750,726,000	9.6%	US\$7,081
Below 100	14	74	65.3	20.5	532,580,000	6.8%	US\$6,377
WORLD	216	220	73.3	30.7	7,849,551,701	100.0%	US\$17,110

Note:

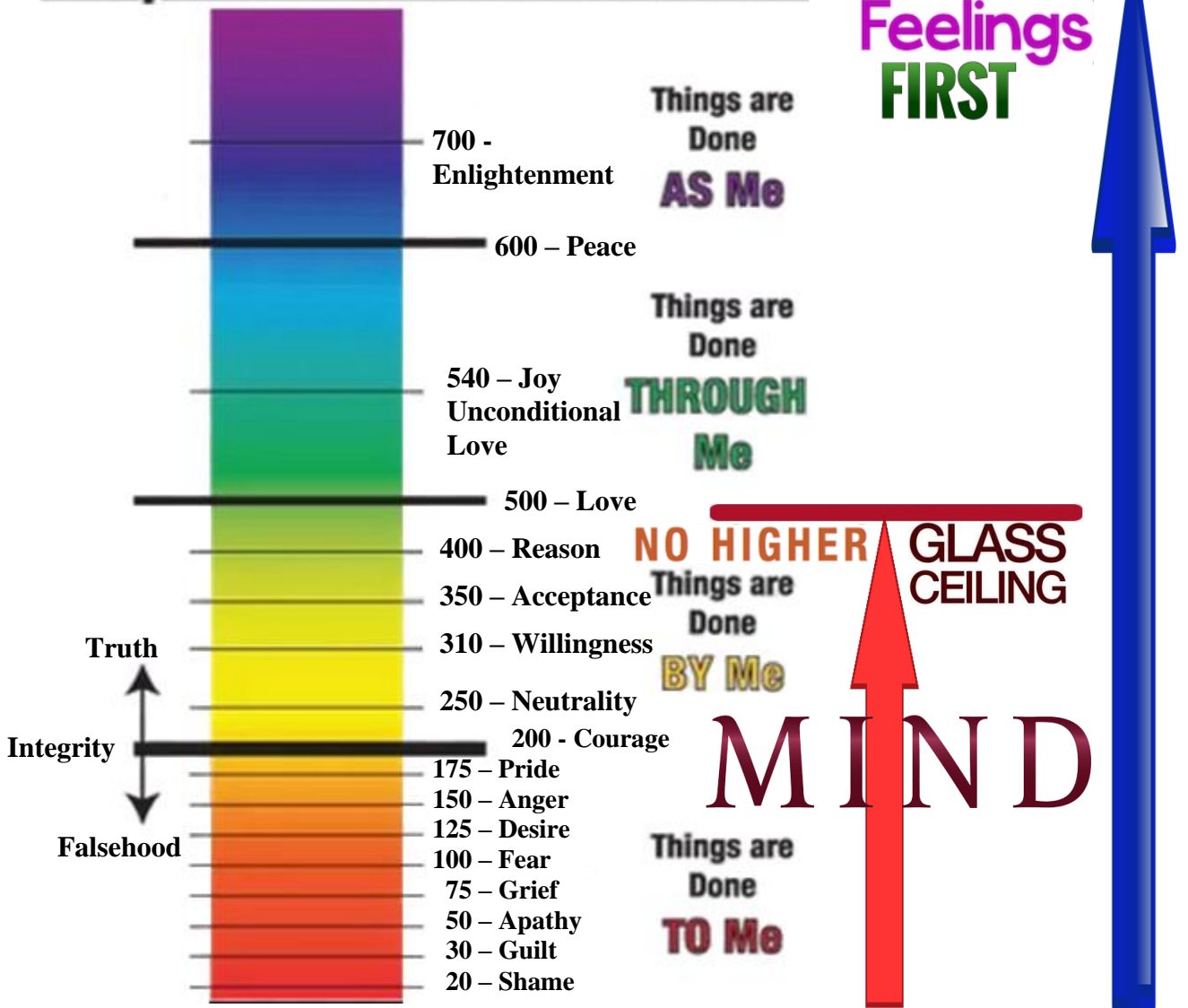
The Map of Consciousness (MoC) table is based on the common log of 10. It is not a numeric table.

A calibration increase of 1 point is in fact a 10 fold increase in energy.

A calibration increase of 10 points is in fact a 10,000,000,000 fold increase in energy.

Thus the energy differentials are in fact enormous!

Map of Consciousness



This outline of the Map of Consciousness spells out the fact that while we live Mind-Centric and ignore and suppress our Feelings we cannot pass 499 MoC. Our mind being in control, as we have all been indoctrinated to live, is a glass ceiling. Humanity cannot heal anything, cannot be spontaneous, has no intuitiveness, and is locked into living in the deep hell states. This is why people find themselves in abusive homes, domestic violence, housing stress, homelessness and gross difficulties of all kinds. This is why we are easily manipulated, embrace propaganda and are being controlled by a few.

Women are closer to their feelings and that is why the nursing profession hosts a lot of women who calibrate a little over 500. These women are the healers in hospitals.

By aspiring to live Feelings First we are each breaking the glass ceiling and opening our potentials to grow in truth and love not only to 1,000 MoC, but to infinity. This is our destiny.

As communities embrace living Feelings First and having their minds to follow in supporting what their feelings are guiding them with, then ALL of the social ills of society will begin to mitigate. Please, do you comprehend the importance of what is being shared throughout this document?

MAP OF CONSCIOUSNESS

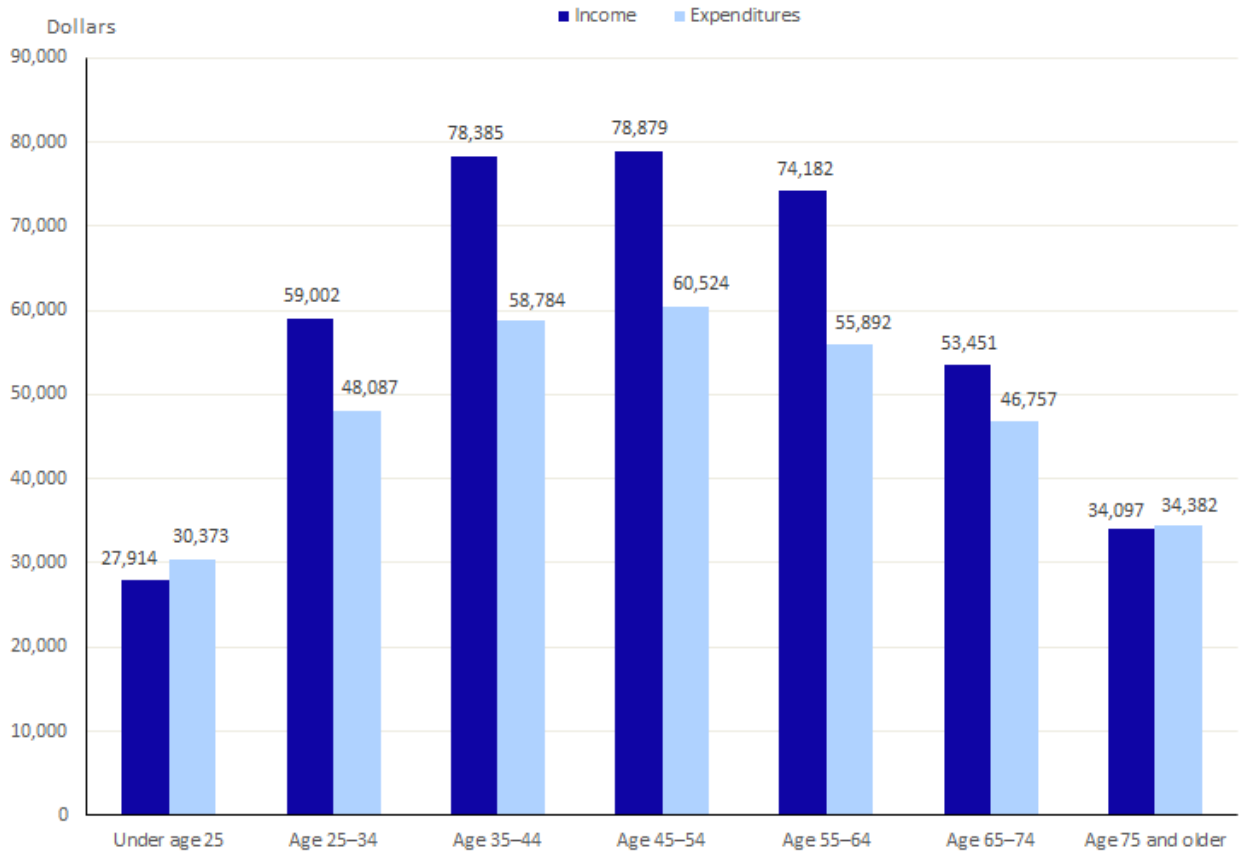
Map of Consciousness from Dr David R Hawkins, M.D., Ph.D. "Power vs Force".

Level	Log
ENLIGHTENMENT	700-1000
PEACE	600
JOY	540
LOVE	500
REASON	400
ACCEPTANCE	350
WILLINGNESS	310
NEUTRALITY	250
COURAGE	200
PRIDE	175
ANGER	150
DESIRE	125
FEAR	100
GRIEF	75
APATHY	50
GUILT	30
SHAME	20

PERSONALITY TRAITS:

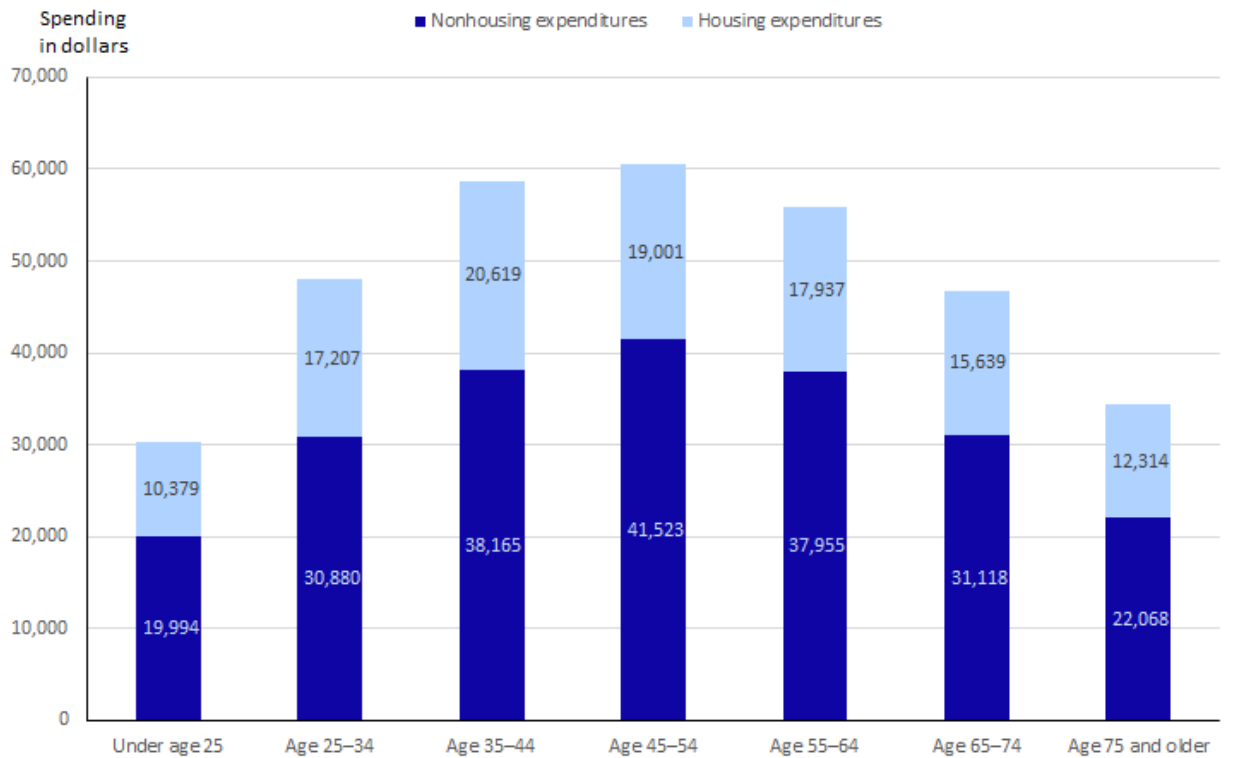
- Less than two dozen people on planet Earth.
- Would not pick up a weapon let alone use it. These people gravitate to the health industry and humanitarian programs.
- Debate and implement resolutions without argument and delay. 470
- Debate and implement resolutions in due course. 440
- Debate and implement resolutions with some degree of follow up generally needed. 410
- Management supervision is generally necessary.
- Politics become the hope for man's salvation.
- Cause no harm to others starts to emerge. Power overrides force. Illness is developed by those man erroneous emotions that calibrate 200 and lower.
- Armies around the world function on pride. Force is now dominant, not power.
- Harm of others prevails, self-interest prevails.
- Totally self-reliant, not God reliant.
- Fear dominates all motivation.
- Suicide is possible and probable.
- At these levels, seriously harming others for even trivial events appears to be justifiable.
- Poverty, unemployment, illness, etc., this is living hell on Earth.

Chart 1. Income and expenditures, by age of reference person, 2013




Source: U.S. Bureau of Labor Statistics.

Chart 3. Housing and nonhousing spending, by age of reference person, 2013

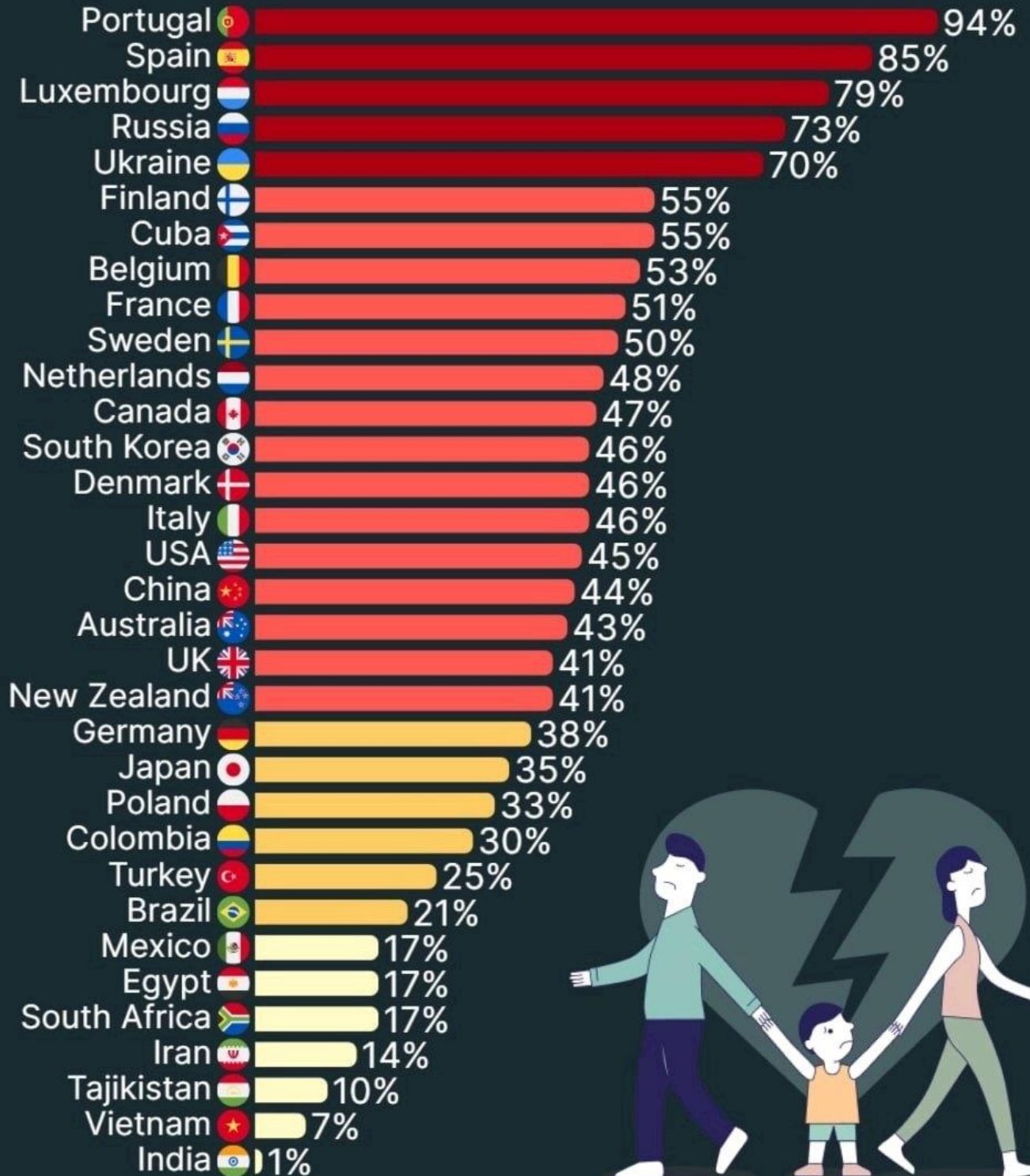


Source: U.S. Bureau of Labor Statistics.

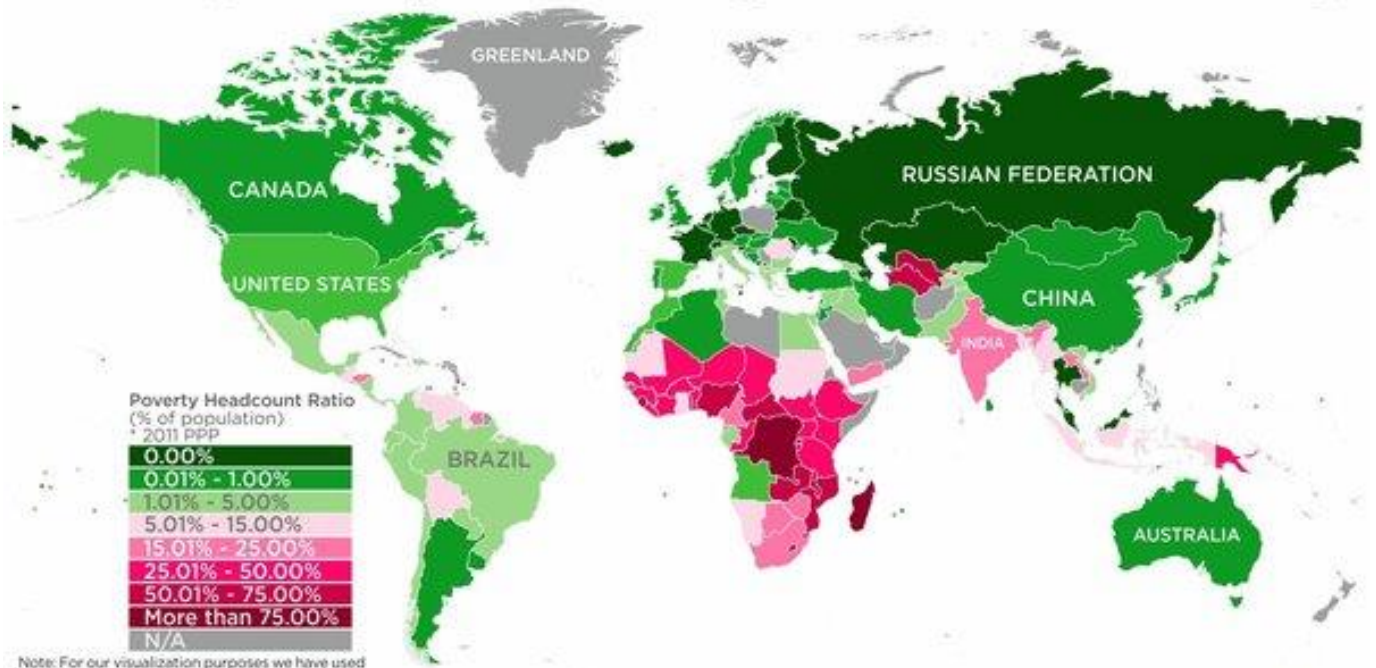


Divorce Rates

percentage of marriages end in divorce



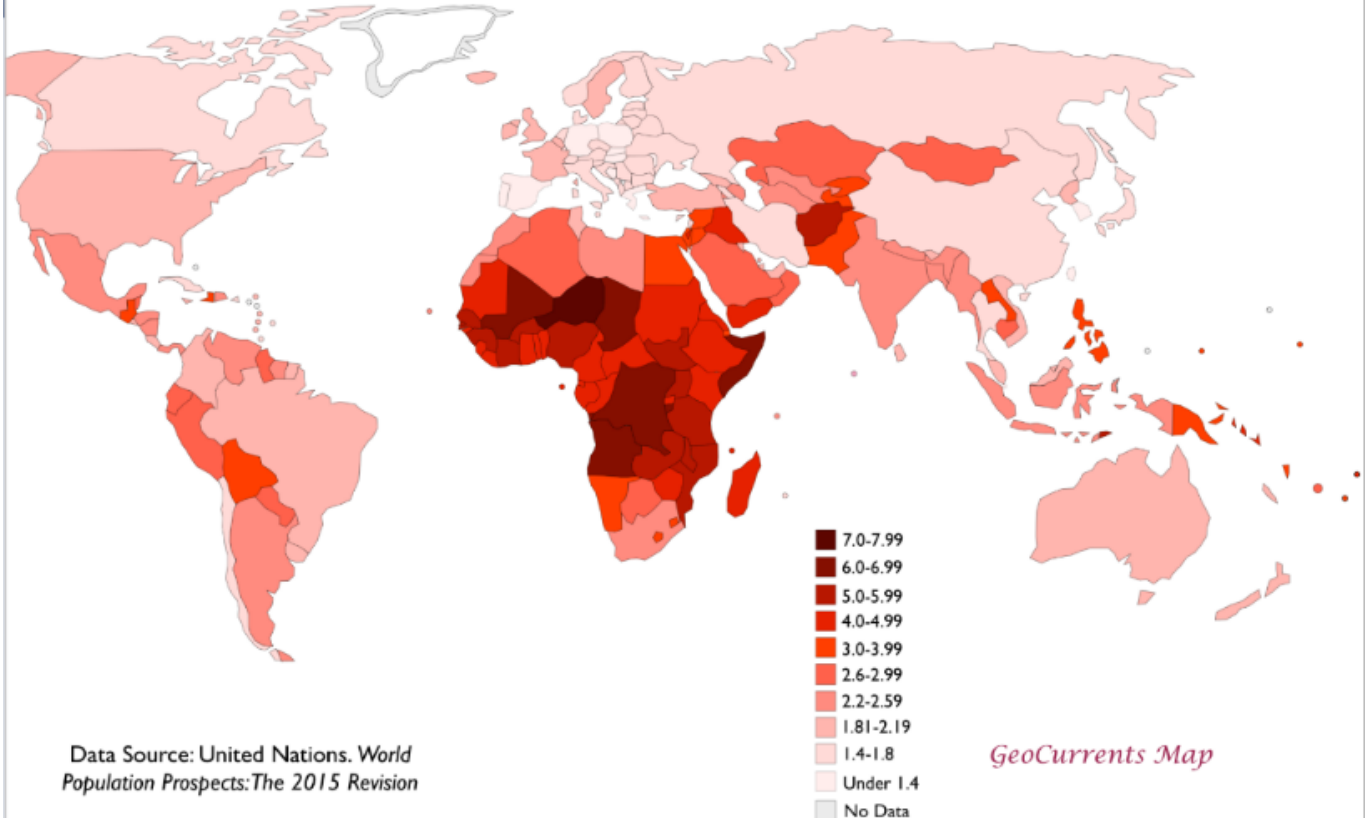
People Living in Extreme Poverty Percentage of Population Living on less than \$1.90 a day*



Note: For our visualization purposes we have used data for the latest available year in each country.
Article & Sources:
<https://howmuch.net/articles/people-living-in-extreme-poverty-2018>
 The World Bank - <http://www.worldbank.org>

howmuch.net

Total Fertility Rate Children Per Woman 2010-2015

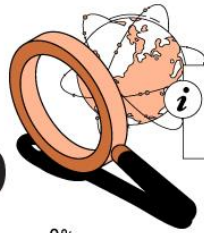


Data Source: United Nations. *World Population Prospects: The 2015 Revision*

GeoCurrents Map

(Base Map: States With At Least 20,000 Inhabitants, Excluding European Microstates)

Country Risk Map

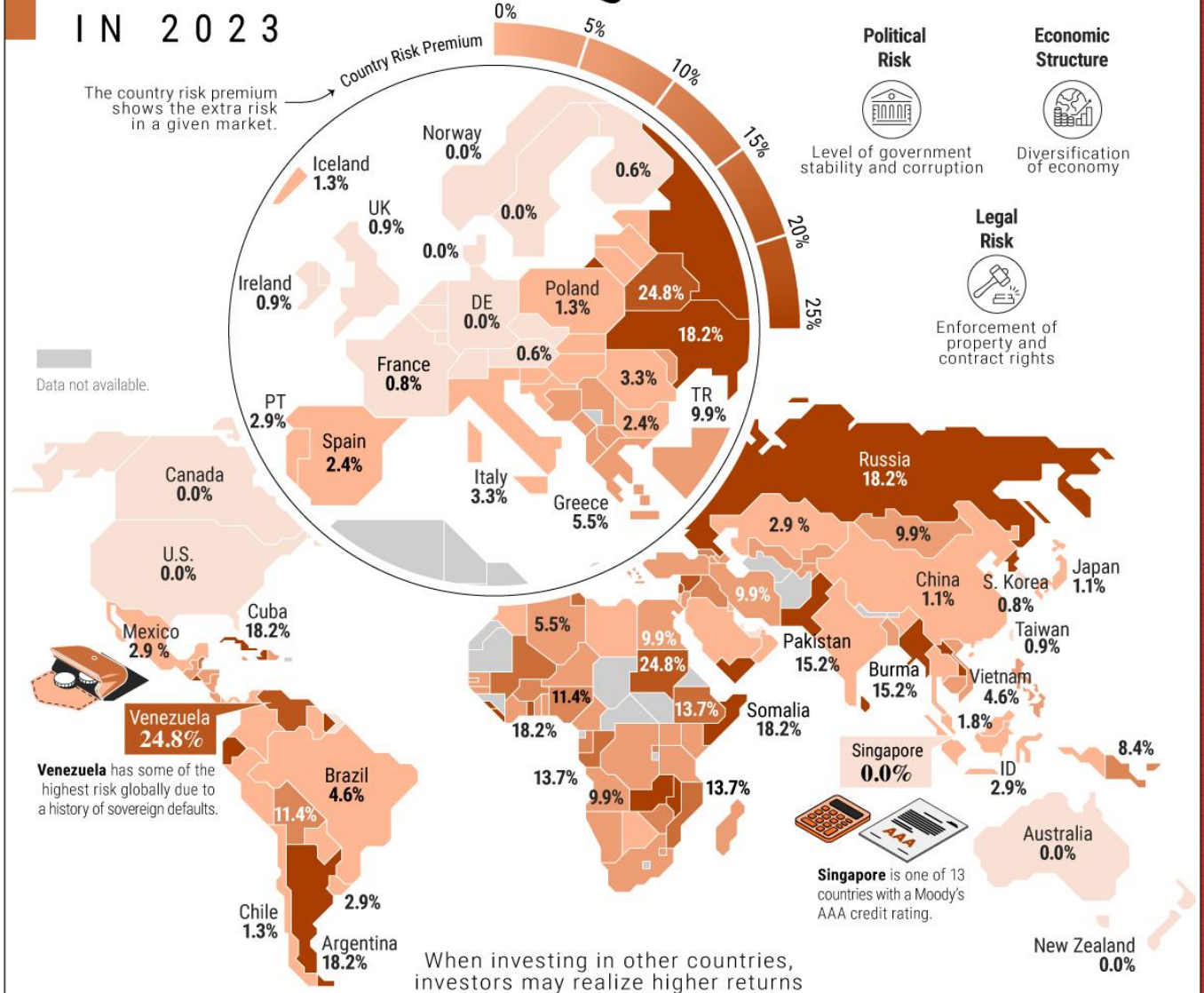


Which countries have the highest investment risk amid a changing geopolitical landscape?

IN 2023

A range of factors affect country risk, including:

The country risk premium shows the extra risk in a given market.



When investing in other countries, investors may realize higher returns but also be exposed to more risk.

Source: Damodaran, A. NYU Stern School of Business. Data as of July 2023.

SILOS of BUREAUCRACY addressing FAMILY VIOLENCE

Government organisational **silos** have been blamed for a multitude of sins. Yet they have proved to be resilient, principally because they provide opportunities for centralised government, political control over the bureaucracy, and the prospect of rapid decision-making, effective implementation and support for economic development.



So a despondent mother walks into the reception of a community service organisation who is recognised for their relentless endeavours to assist those in need. She is one of many who come for assistance daily.

The hurdles imposed by bureaucracy reflect the politics of self-interest, not of the needs of those in crisis. No one shoe fits all. It can be said that seven core needs cover most people's crisis, however it is typical that a person presenting for assistance has at least two core needs to be addressed.

The politics of the support package present barriers to delivery, so much so that the drivers creating the crisis are not addressed, they are also not understood.

Then politics presents barriers that prevent appropriate support – there are boundaries to each support package. And then comes the control costs – reporting compliance and audit costs deplete professionals' time in delivery of assistance and the costs imposed on such procedures such as audits deplete the funds allocated for the assistance.

Bureaucracy

- **Hierarchy of Authority**
- **Division of Labor (Specialization)**
- **Clearly Defined Rules and Regulations**
- **Impersonal Relationships**
- **Formal Selection of Employees**
- **Career Development**



Then come the silos: Multiculturalism – yes we can assist mothers who are from foreign countries, but we cannot assist our own nationals. Children – yes we can assist mothers but not their children. Length of time of assistance – yes we can support you for up to two years, your time is up, then we no longer can help. Location – you are outside our electorate. Age – not our age group. Food insecurity, education, family abuse and intolerable conditions all remain unresolvable as silos will not take a holistic view.

No one is understanding the cause, nor is anyone addressing the long pathway to mitigate and enable life patterns to change significantly enough to remove the psychic barriers to change in living to occur.

Nothing is being done throughout all of the bureaucratic packages to provide support in such a manner to address the needs of those in crisis with a universal umbrella of support AND address the underlying cause so that the crisis does not continue down through subsequent generation. This PASCAS delivers!

LOVE – Natural and Divine

Some people long for the Divine Love and say they don't feel anything happening. However, if they have longed truly and sincerely for it, they may actually be receiving it, only they are missing it subtly flowing into their soul.

James

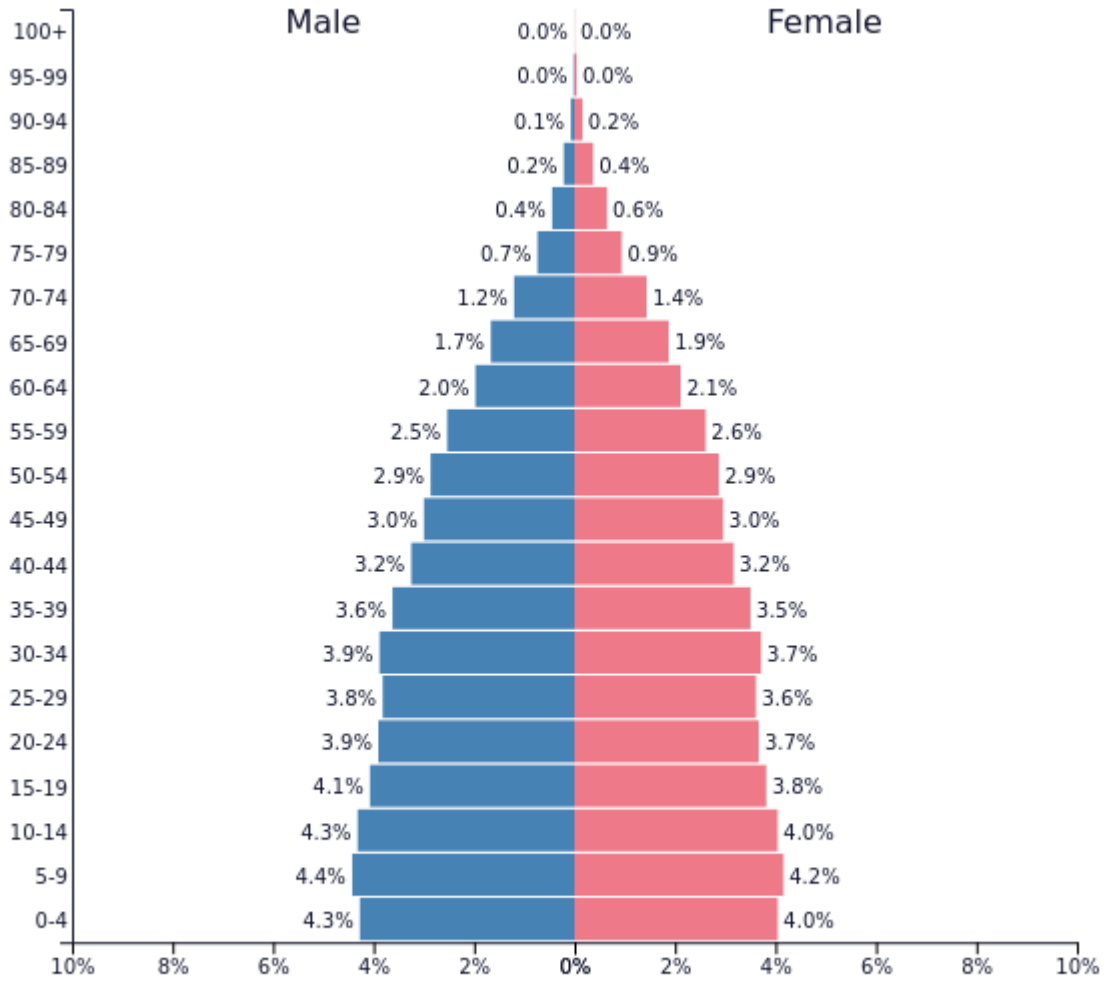
**BEING OF NATURAL LOVE, YOU CAN BELIEVE USING YOUR MIND
THAT GOD EXISTS.**

**HOWEVER, IT'S NOT UNTIL YOU LONG FOR AND
RECEIVE GOD'S DIVINE LOVE, THAT YOUR
SOUL STARTS TO BECOME DIVINE,
AND YOU WILL KNOW GOD.**

**GOD IS WITH YOU ALL THE TIME,
OPEN UP YOUR HEART AND LONG TO
HIM FOR HIS/HER OR THEIR DIVINE LOVE
WHENEVER YOU FEEL MOVED TO DO SO.**

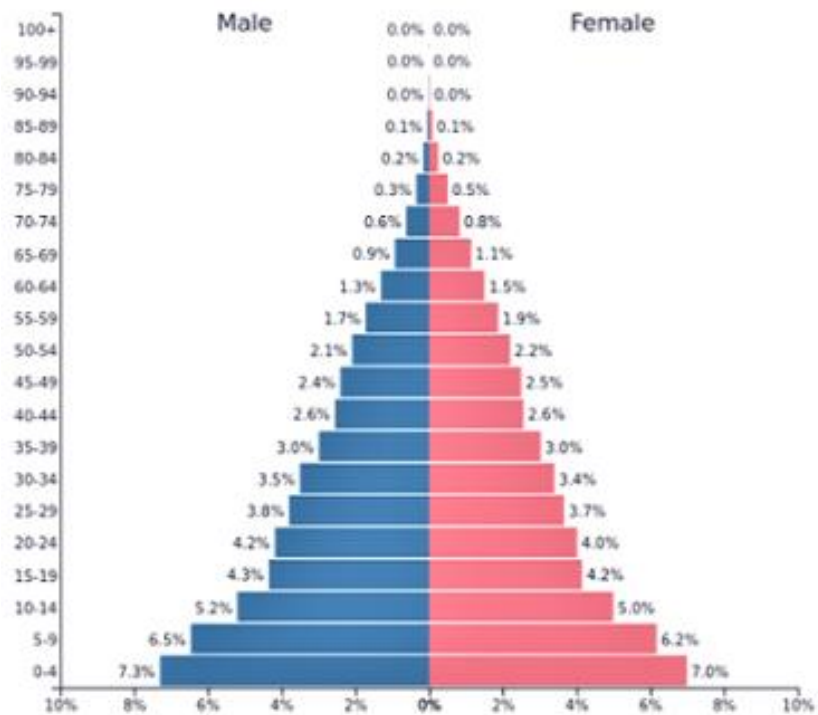
WORDS BY JAMES
PHOTOGRAPH BY SAMIA





PopulationPyramid.net

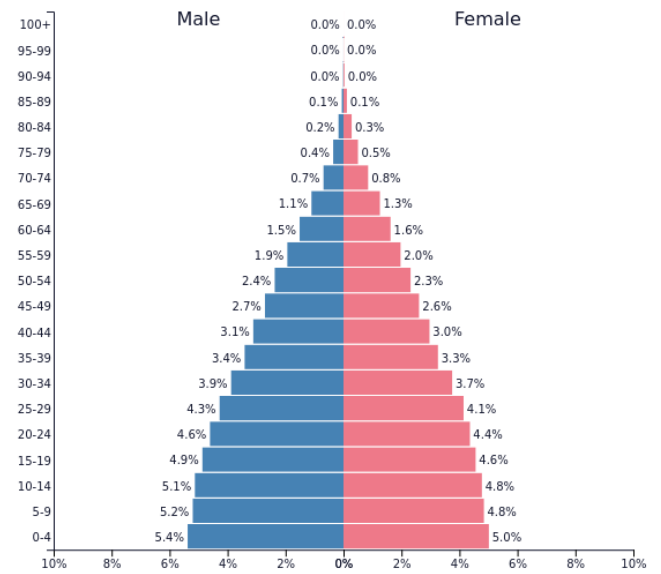
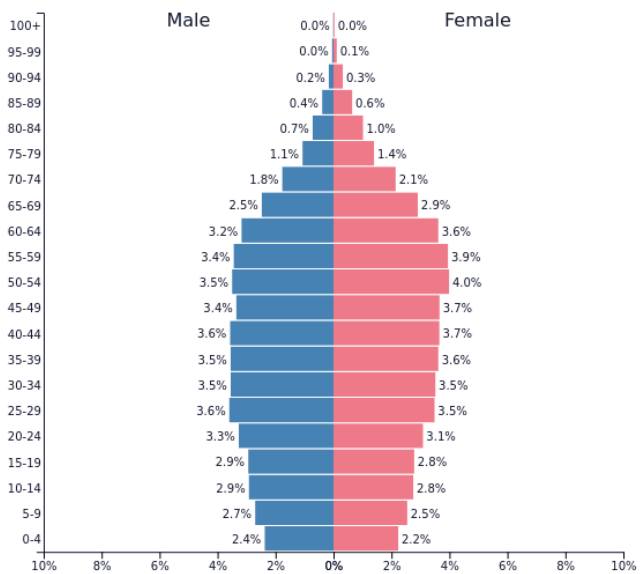
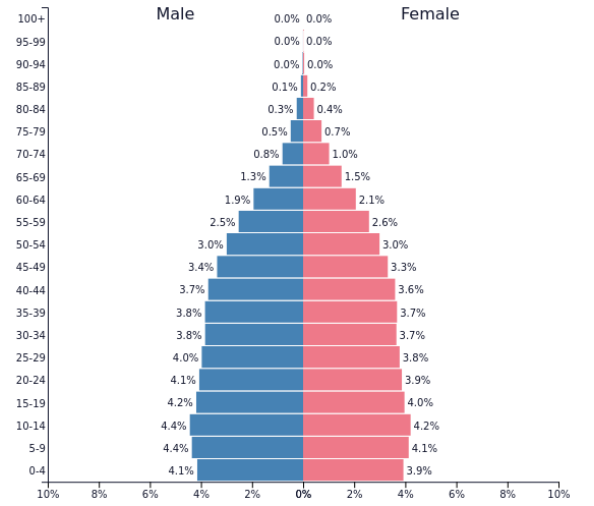
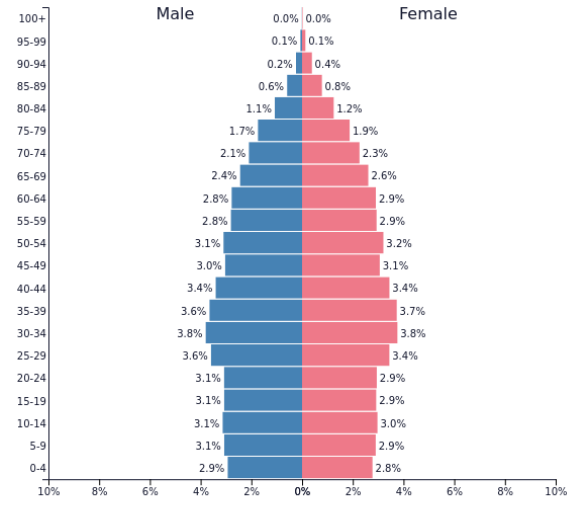
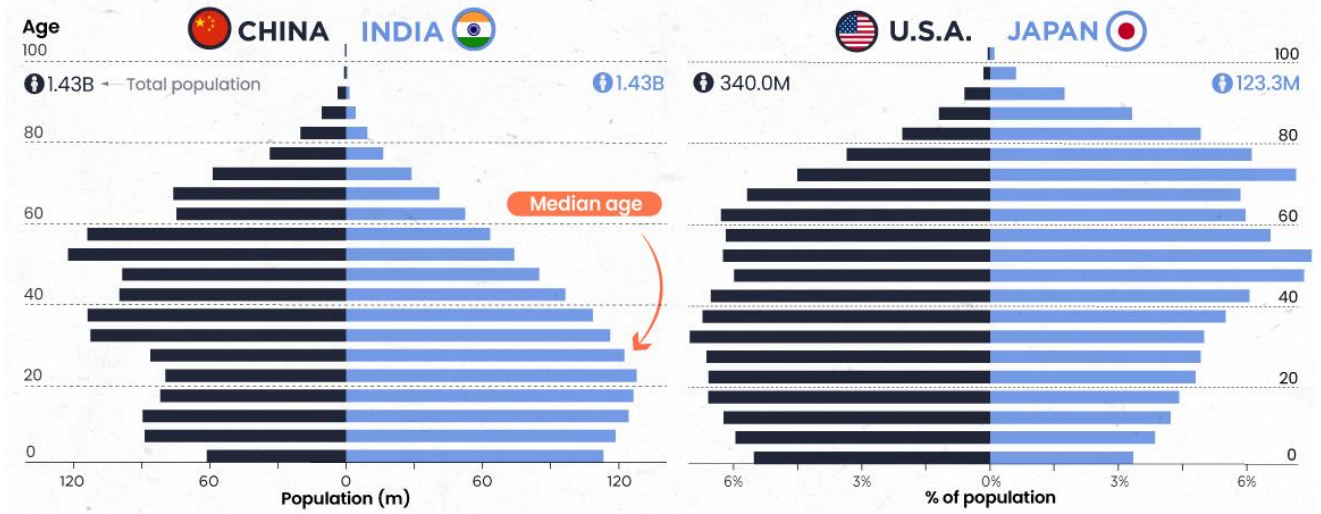
WORLD - 2022
Population: **7,975,105,155**

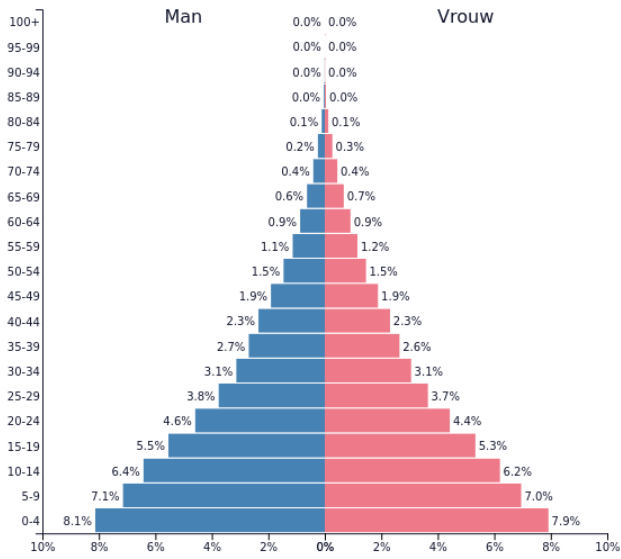


PopulationPyramid.net

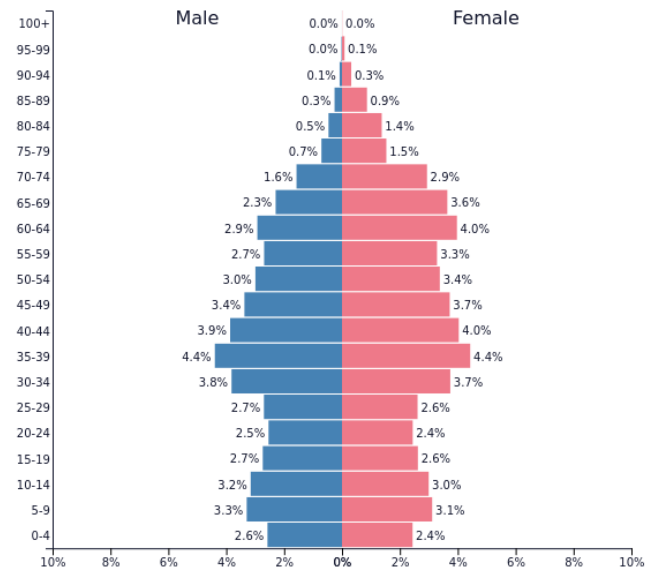
WORLD - 1960
Population: **3,034,949,715**

COMPARING POPULATION PYRAMIDS AROUND THE WORLD

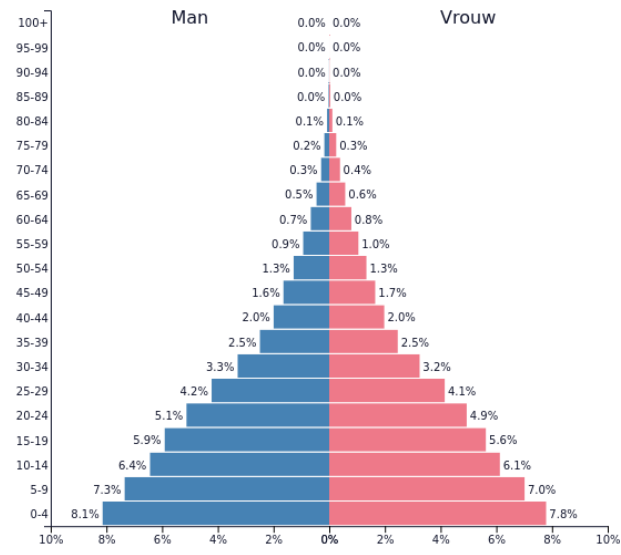




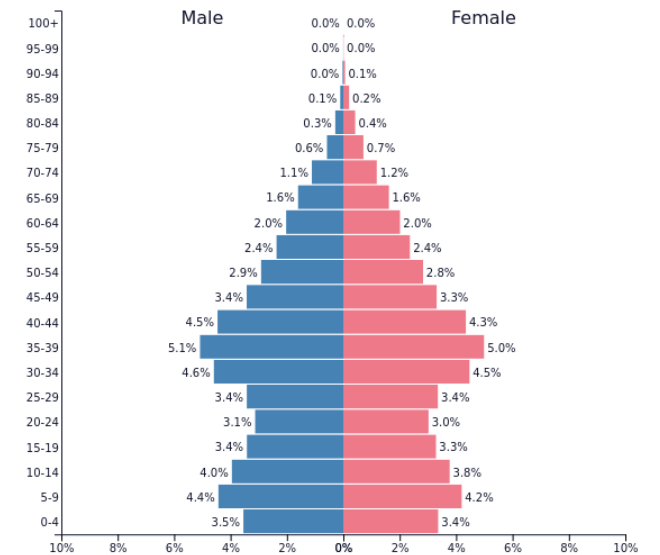
PopulationPyramid.net Nigeria - 2023 Bevolking: 223,804,632



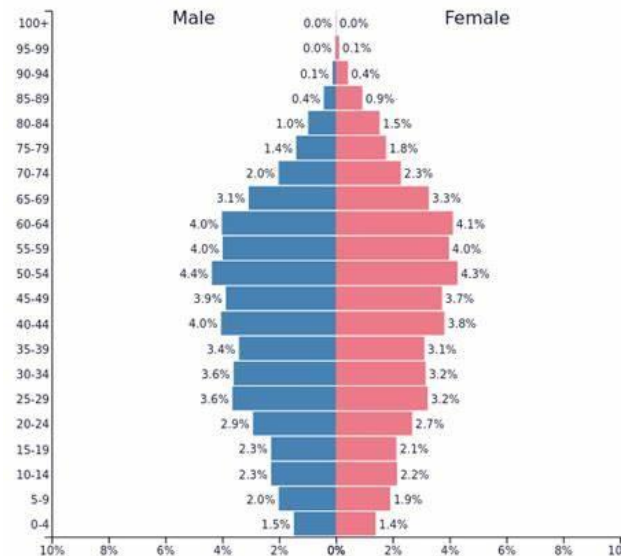
PopulationPyramid.net Russian Federation - 2023 Population: 144,444,358



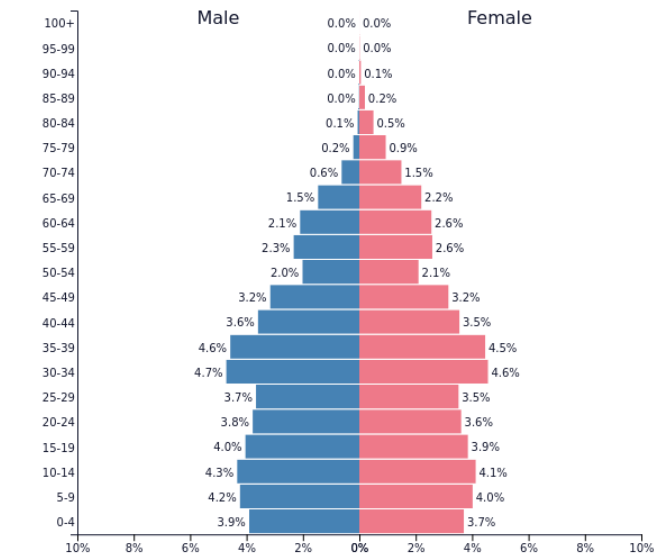
PopulationPyramid.net Afghanistan - 2023 Bevolking: 42,239,854



PopulationPyramid.net Iran (Islamic Republic of) - 2023 Population: 89,172,767



PopulationPyramid.net South Korea Republic of Korea - 2023 Population: 51,784,058



PopulationPyramid.net North Korea Dem. People's Republic of Korea - 2004 Population: 23,948,929

Where Have All the Babies Gone? Falling Birth rates All Over the World Alarm Leaders, Businessmen, Economists

<https://www.nakedcapitalism.com/2024/05/where-have-all-the-babies-gone-falling-birthrates-all-over-the-world-alarm-leaders-businessmen-economists.html>

Yves Smith

13 May 2024

From the standpoint of having a hope of preserving civilisation and some level of planetary health, falling birth rates, and eventually, falling population levels, would seem to be highly desirable. And before the Industrial Revolution, population levels were generally static.

But with modernity came the notion of progress and in parallel, the rise of capitalism, which seems to find growth a necessity. Population growth (absent massive disruptions like war and economic crises) creates a baseline of demand growth. The other source of economic growth is productivity increases.

The perceived need for growth is so strong that a new Wall Street Journal story, Suddenly There Aren't Enough Babies. The Whole World Is Alarmed, does not feel the necessity to unpack much why declining birth and population rates are perceived to be highly problematic. Ambitious young men need new worlds to conquer, and that impulse can become destructive when the economic pie shrinks or increases only slowly. And lordie, what will happen to real estate prices?

Similarly, the press and punditocracy covers Japan, which has merely had a static but aging citizenry, with horror, even though the Japanese, between having generally very robust oldsters, plus high levels of social cohesion, seems to be wearing its affliction awfully well.

Authors Greg Ip (a sometimes Fed whisperer) and Janet Adamy describe expert puzzlement and distress. But as we'll explain, this might not be so difficult to understand if undue sentimentality did not get in the way.

While we'll get to factors that make modern parenting hard despite much higher levels of affluence, some people are better suited to become parents than others. And that matters because raising kids, particularly ones that turn out to be functioning adults, is a hard and more than occasionally not as rewarding as widely depicted, particularly in advertising showing always smiling families. In the US, surveys have repeatedly found that couples with children are on average less happy than their childless peers, but they report a greater sense of purpose in life. Consumer marketing reinforces the idea that pursuit of enjoyment, as opposed to duty, is an important aim.

This is before getting to the fact that childrearing duties fall preponderantly on women (no offense meant, but to simplify the discussion, we will focus on traditional families, since single parents and same-sex couples bringing up kids face additional obstacles). The male partner has the option of how involved he is, including leaving entirely.

It seems odd for a business paper to be so puzzled as to what is happening. **Late stage capitalism is not child-friendly.** It expects workers to be mobile when that can mean moving away from relatives that provide back-up junior care. The now scarce-as-hen's-teeth 9 to 5 day for office workers and professionals, and regular shift work for factory labourers, gave scheduling predictability that helped with organising child supervision and gave the kids themselves a sense of order in the world. Late-stage neoliberalism has also produced in the US and many other advanced economies a large increase in income and wealth inequality and a corresponding fall in income / class mobility. That further increases the stakes of raising children well: getting them into the right schools and/or making sure they travel in circles that increase the odds of landing good jobs and/or good romantic partners.

A final factor is at least some, and perhaps many, potential parents are concerned about the state of the world and wonder if having children is the right thing to do. And that does not just mean that their progeny will add to the environmental load but also that those offspring might suffer from societal upheaval, violence, and other dystopian outcomes as competition for scarce resources becomes desperate.

We'll turn to key parts of the article:

The world is at a startling demographic milestone. Sometime soon, the global fertility rate will drop below the point needed to keep population constant. It may have already happened.

Fertility is falling almost everywhere, for women across all levels of income, education and labour-force participation. The falling birth-rates come with huge implications for the way people live, how economies grow and the standings of the world's superpowers.

In high-income nations, fertility fell below replacement in the 1970s, and took a leg down during the pandemic. It's dropping in developing countries, too. India surpassed China as the most populous country last year, yet its (China) fertility is now below replacement.

Let us point out the obvious: women cut back on how many children they had as soon as the Pill and other new types of contraception gave them greater reproductive control. While many women relish being mothers despite its bodily-fluid intensiveness (and here I mean a lot more than nursing), the harsh reality is that in England and Europe, most aristocratic women farmed out child-rearing to servants (see the bios of Talleyrand and Churchill among many others). They regarded it as drudgery. So unless societies affirm that motherhood is important and back that up with action, and not just Hallmark schmaltz, many women will gravitate towards paid work, particularly now that women increasingly can land and hold good, interesting jobs.

Back to the Journal:

Many government leaders see this as a matter of national urgency. They worry about shrinking workforces, slowing economic growth and underfunded pensions; and the vitality of a society with ever-fewer children. Smaller populations come with diminished global clout, raising questions in the U.S., China and Russia about their long-term standings as superpowers.

Some demographers think the world's population could start falling within four decades—one of the few times it's happened in history.

Notice lower growth is assumed to be bad. But does this necessarily mean lower per capita GDP, particular with all the much hyped productivity enhancing wonders, from AI to self-driving cars to other deployments of robots? Otherwise, shrinking workforces can and probably will translate into having to pay workers more and being more accommodating to now marginalised groups like oldsters and the handicapped (and the ugly!!). The horror! And is the “underfunded pensions” merely about Social Security, which is actually a pay as you go program, or is it a dog whistle to the concern that peppy stock markets may become a thing of the past?

We'll skip over the detailed discussion about demographers having been surprised by an accelerating decline in global birth rates that began in 2017 and whether the world has already hit the point where the current reproduction rate is below the replacement level. Note here that nowhere does the piece mention that physical fertility is declining, as in more couples are having trouble conceiving, and how much that is lowering birth rates among those who are keen about the parenting project and might have even more if they could.

Next, the piece turns to how parental-commitment-intensive bringing up kids has become in the US, particularly among parents with college degrees. It briefly describes the Pittmans in Raleigh, North Carolina, a dual income couple who decided to have only one child, and the cost of his various enrichment activities seems to have borne their decision out.

From other parts of the world:

Fertility is below replacement in India even though the country is still poor and many women don't work—factors that usually sustain fertility.

Urbanisation and the internet have given even women in traditional male-dominated villages a glimpse of societies where fewer children and a higher quality of life are the norm.

Do not underestimate the power of TV. I was in Bali in the early 1990s when TV was introduced. Thanks to soap operas, wives (recall most married women in Bali then were part of polygamous setups) suddenly started consulting various elders about their worry that their husband did not love them anymore.

Back to the article:

Mae Mariyam Thomas, 38, who lives in Mumbai and runs an audio production company, said she's opted against having children because she never felt the tug of motherhood. She sees peers struggling to meet the right person, getting married later and, in some instances, divorcing before they have kids. At least three of her friends have frozen their eggs, she said. "I think now we live in a really different world, so I think for anyone in the world it's tough to find a partner," she said.

Sub-Saharan Africa once appeared resistant to the global slide in fertility, but that too is changing. The share of all women of reproductive age using modern contraception grew from 17% in 2012 to 23% in 2022, according to Family Planning 2030, an international organisation....

Once a low fertility cycle kicks in [president of the Global Aging Institute].

The story then turns to how governments are implementing policies to increase birth rates, but nothing much has worked. They start with Japan's many efforts, which only briefly reversed the decline in childbirths.

What the article fails to mention is that (implicitly) women in Japan en-mass are in revolt against what a lousy deal it is to be a wife and mother. Husbands with normal jobs (the kind that can support a family) work long hours so that their spouses barely see them except on weekends. And the home is the domain of the woman, so I infer they don't help out much if at all with kid care or household duties. The 1990s saw the rise of "parasite singles," women who got jobs and stayed home with their parents rather than get married. The post-crisis rise of "freeters" (men who did not land full-time jobs and had erratic employment) didn't help.

And immigration isn't a great solution:

Neil Howe, a demographer at Hedgeye Risk Management, has pointed to a recent World Bank report suggesting that worsening demographics could make this a second consecutive "lost decade" for global economic growth.

The usual prescription in advanced countries is more immigration, but that has two problems. As more countries confront stagnant population, immigration between them is a zero-sum game. Historically, host countries have sought skilled migrants who enter through formal, legal channels, but recent inflows have been predominantly unskilled migrants often entering illegally and claiming asylum.

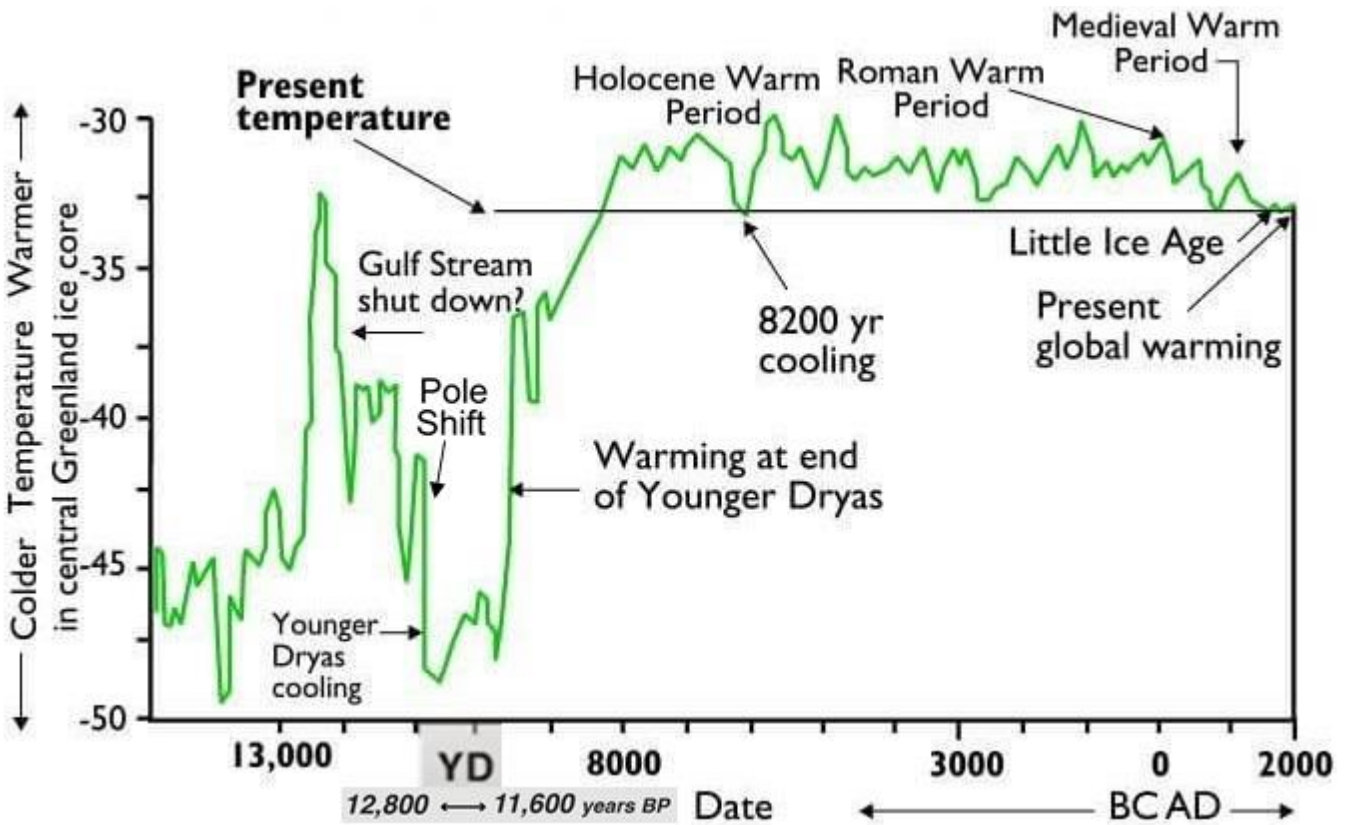
High levels of immigration have also historically aroused political resistance, often over concerns about cultural and demographic change. A shrinking native-born population is likely to intensify such concerns. Many of the leaders keenest to raise birth-rates are most resistant to immigration.

Notice (and this is typical) that there is almost no consideration of how reproductive control reduced the risk of hiring women and gave women access to better jobs over time. Women’s liberation (remember that hoary term?) encouraged women to expect more from their marriage partners, when male role expectations have barely budged. This out-trade seems to me to be a significant factor in why women as the primary child-carers are not so keen to have as many kids, yet is weirdly ignored in favour of 50,000 foot explanations, like “women are more educated so they aren’t having kids.” Erm, by itself, that does not have a lot of explanatory power. When my mother went to college, women were depicted as seeking a Mrs. degree. Similarly, when Radcliffe had its centenary, the jibe was “100 years of enlightened motherhood”.

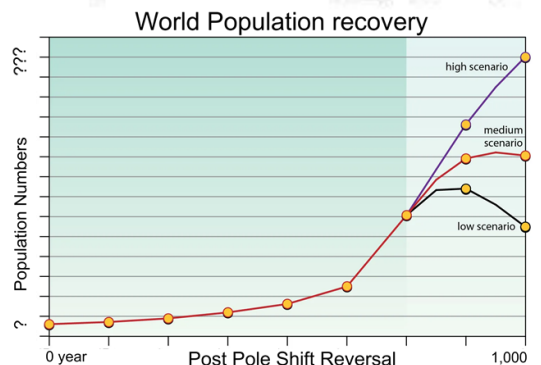
The article also ignores the reality staring policy-makers in the face: they will need to learn to manage stagnant and eventually shrinking populations.

simple is what LIFE is meant to be!

PAST POLE SHIFT AGE of more than 12,000 years:



Yes, we are marching to World War III and we are then confronting a Pole Shift as we are now well past 12,000 years since the last Pole Shift, and the Pole Shift cycle is between 12,000 to 13,000 years in duration.



I am Breaking up with You!



When developing a master plan for any country, sub-planning emerges as a necessity, such as for:

- Regions having traditions, customs, cultures distinctly different to other areas and the nation overall.
- Regions that appear to be distinctly separate countries within the country overall.
- Ethnic groupings that do not appear to be assimilating with the country overall.
- Indigenous communities that need to be recognised for their culture and consciousness development.

All of these have their unique starting point, however each will have the same end plan and program.

So, when we look in-depth at any country we may find that the master plan has many sub-plans that are actually treating the country as multiple countries separate to each other yet all having the same end plan with each starting from their unique cultural and consciousness position, but same end goals.

The potential of each of us is the same, and we are each unique incredible personalities with incomprehensible potential that is yet to reveal itself and for the revealing to unfold, we each have to open ourselves to the truth we have within and to then feel, listen and embrace that truth – long to know the truth behind what our feelings are drawing our attention to. No amount of money and nothing that anyone else does will open the door for us and improve our situation, we each have to do it for ourselves.

We see individuals within all cultures who perform outstanding tasks and we see many remain in the doldrums reflecting their own parents' stagnation. That is why enabling awareness of the pathway of our Feelings, aspiring to Living Feelings First, can free us of our enslavement to our minds which cannot discern truth from falsehood, is addicted to untruth, and also addicted to control over the environment and others, being our individual enslavement. Living our feelings is living in truth and is our freedom path.

WHAT IF CHINA BROKE UP?



COLLAPSE OF RUSSIA

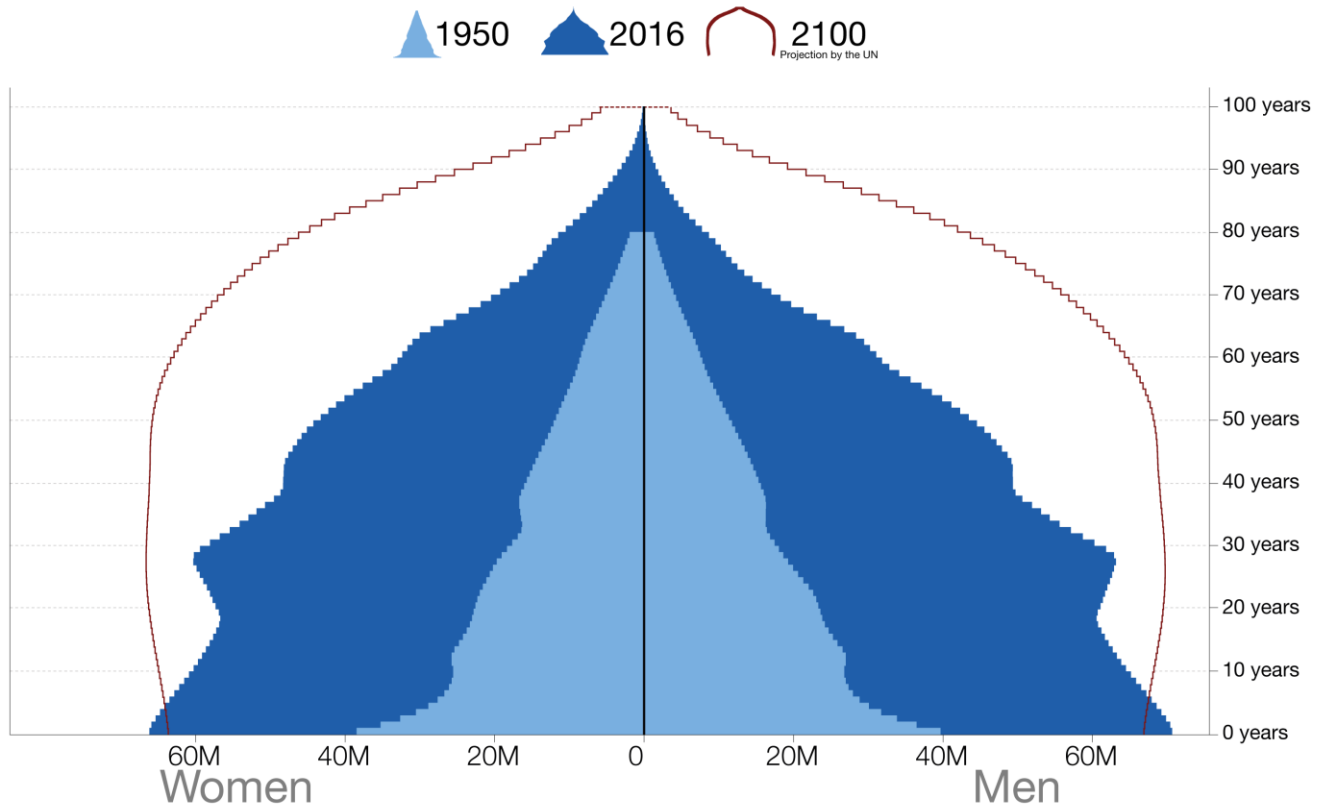
Experts predicted how Putin's country could look if it breaks up



- | | | | |
|---------------------------|-------------------------|-------------------------------------|--------------------------------|
| 1 Russia | 10 Chuvashia | 19 Selcupia | 26 Democratic Republic Yakutia |
| 2 Hazaria | 11 Mari-El republic | 20 Altay Caganat | 27 Amur Republic |
| 3 Caucasian Confederation | 12 Bashkortostan | 21 Shoria | 28 Even Republic |
| 4 Kaimikia | 13 Udmurtia | 22 Hakasia | 29 Ligoravetian |
| 5 Mordovi | 14 Komi | 23 Taymir Dolgano Lienec Federation | 30 Jewish Republic |
| 6 Karella | 15 Nenec Republic | 24 Tiva | 31 Republic Nanay |
| 7 Byarmia | 16 Hanty-Mansy Republic | 25 Federal Republic of Buryatia | 32 Koryak Republic |
| 8 Saami | 17 Barabin Tataria | | |
| 9 Tatarstan | 18 Yamai Republic | | |

Source: Robert Lansing Institute

The World Population Pyramid in 1950, 2016 and 2100




Data source: United Nations – World Population Prospects 2015. No data for world population older than 100 years in 2016 and 2100 shown; no for world population older than 80 shown in 1950. The interactive data visualization is available at OurWorldinData.org. There you find the raw data and more visualizations on this topic. Licensed under CC-BY-SA by the author Max Roser.

① OPTION

mind way v truth way

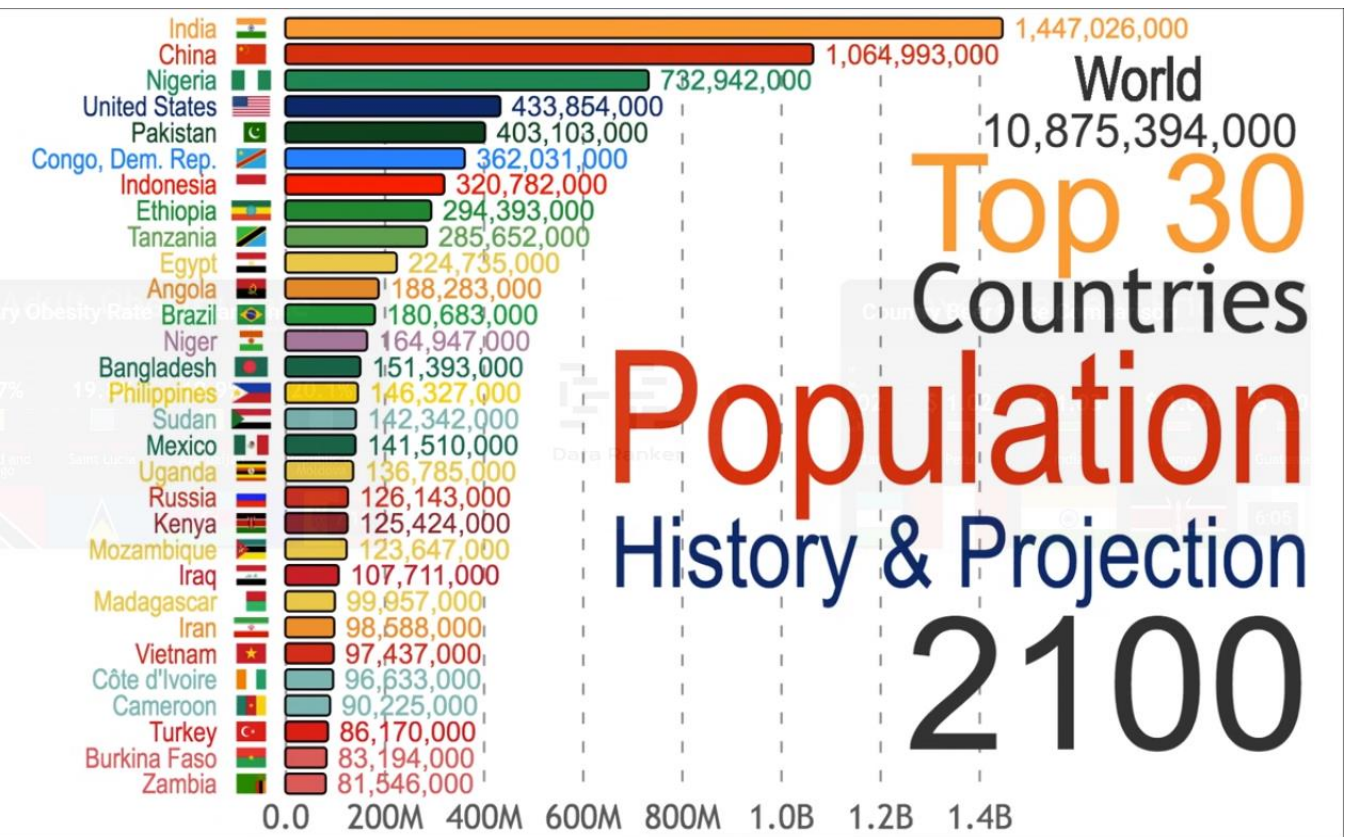
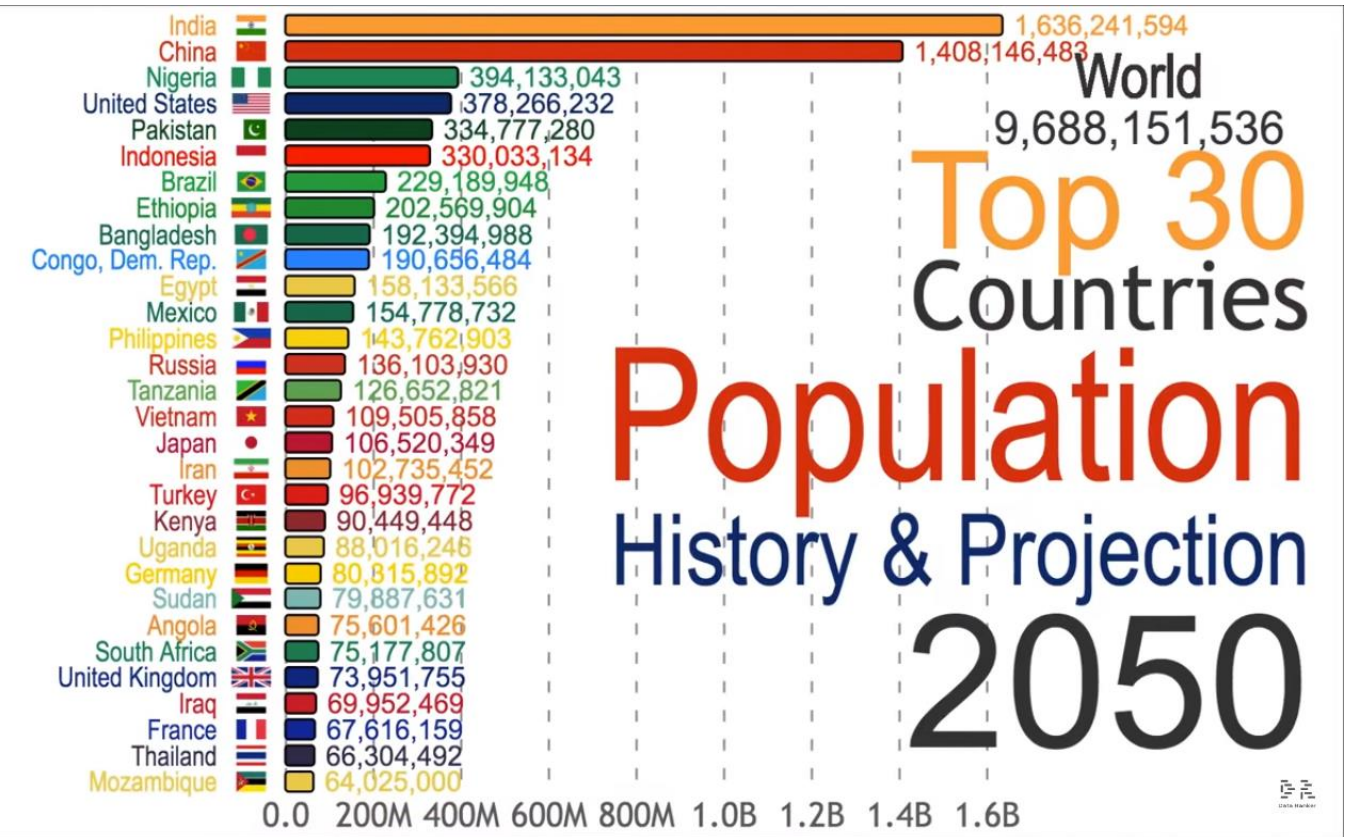
There are two ways of living, the way of the Mind, or the way of Truth which is embracing our feelings and living feelings first having our mind to follow in support of our feelings, our soul based feelings of Truth.

Avonal AGE 1,000 YEARS



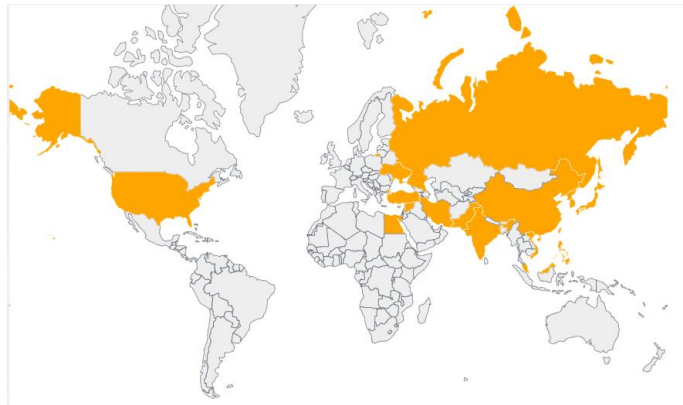
Most Populated Countries (1950-2100)

https://www.youtube.com/watch?v=_EDLYUP3s4U



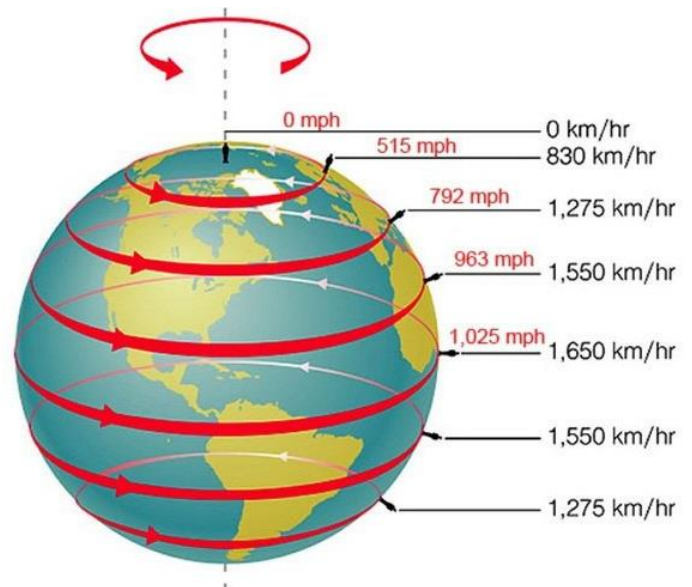
WORLD WAR III then POLE SHIFT

Something to ponder that may lead us all to be living a simple life unfolding worldwide!



Humanity appears to be in lockstep marching to global war with military being expanding within many countries, particularly those industrialised countries having a major element of their economies structured around weapons manufacture. A World War III would devastate the northern hemisphere with pollution.

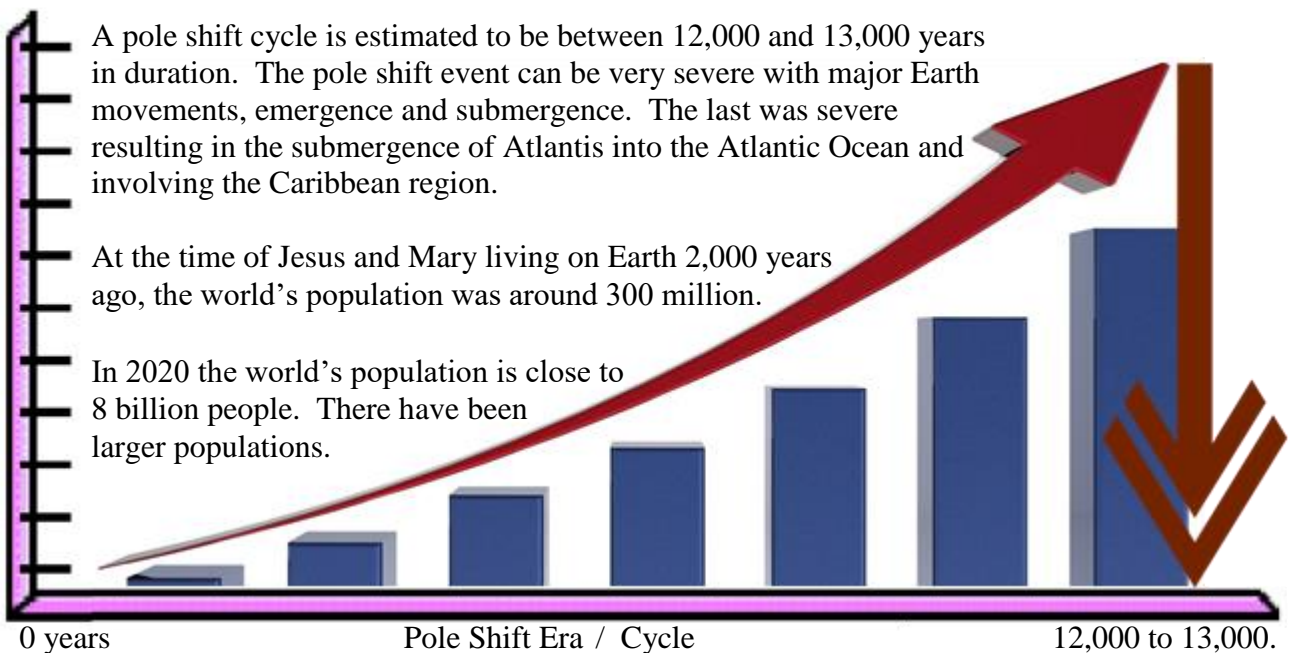
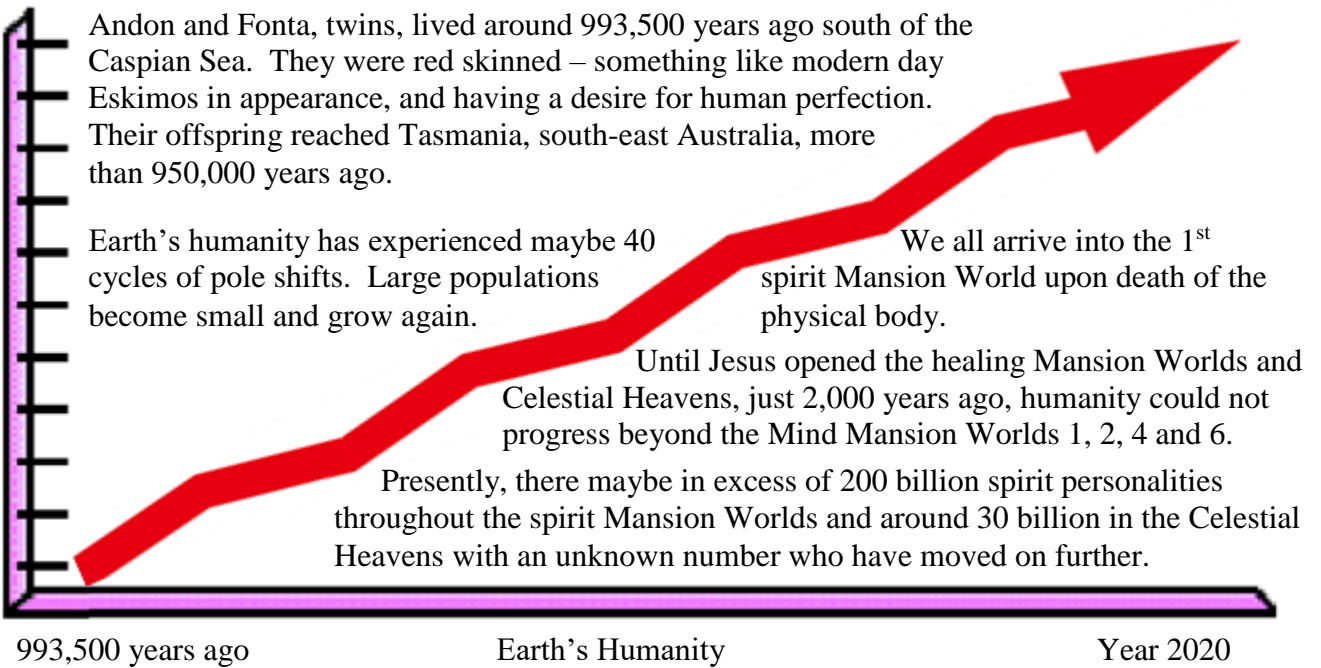
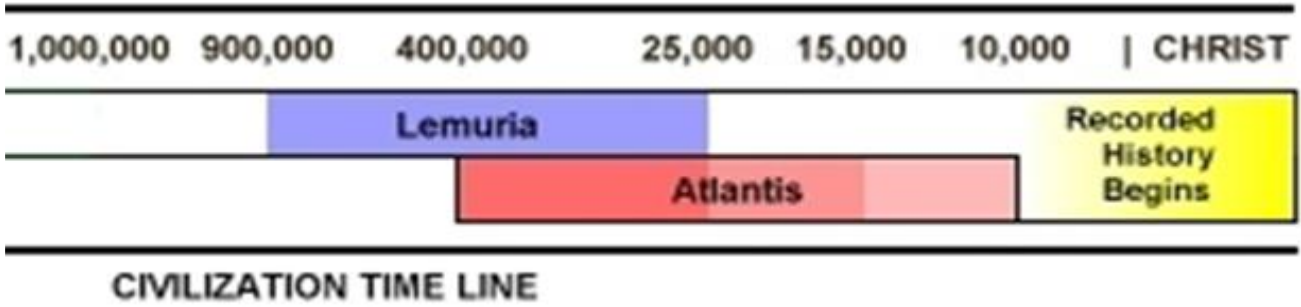
A Pole Shift is a cyclical event that appears to unfold every 12,000 to 13,000 years. The Earth's magnetic field progressively weakens, then this weakening speeds up with the rotation of Earth stopping suddenly. The slowing down may unfold over a few weeks with the rotation of Earth progressively slowing by around a third. During this period satellite communications would cease. Then when the rotation totally stops, the oceans continue with their motion eastward. The Mediterranean Ocean would funnel over the Middle East, the Indian Ocean over the west coast of Australia all the way to the Great Dividing Range on the east of Australia. Then like a bathtub, you have the backwashing. After a couple of days of Earth being stationary, as the Earth's magnetic field starts to rebuild, then the Earth begins to rotate again, however in the opposite direction as the poles have flipped.

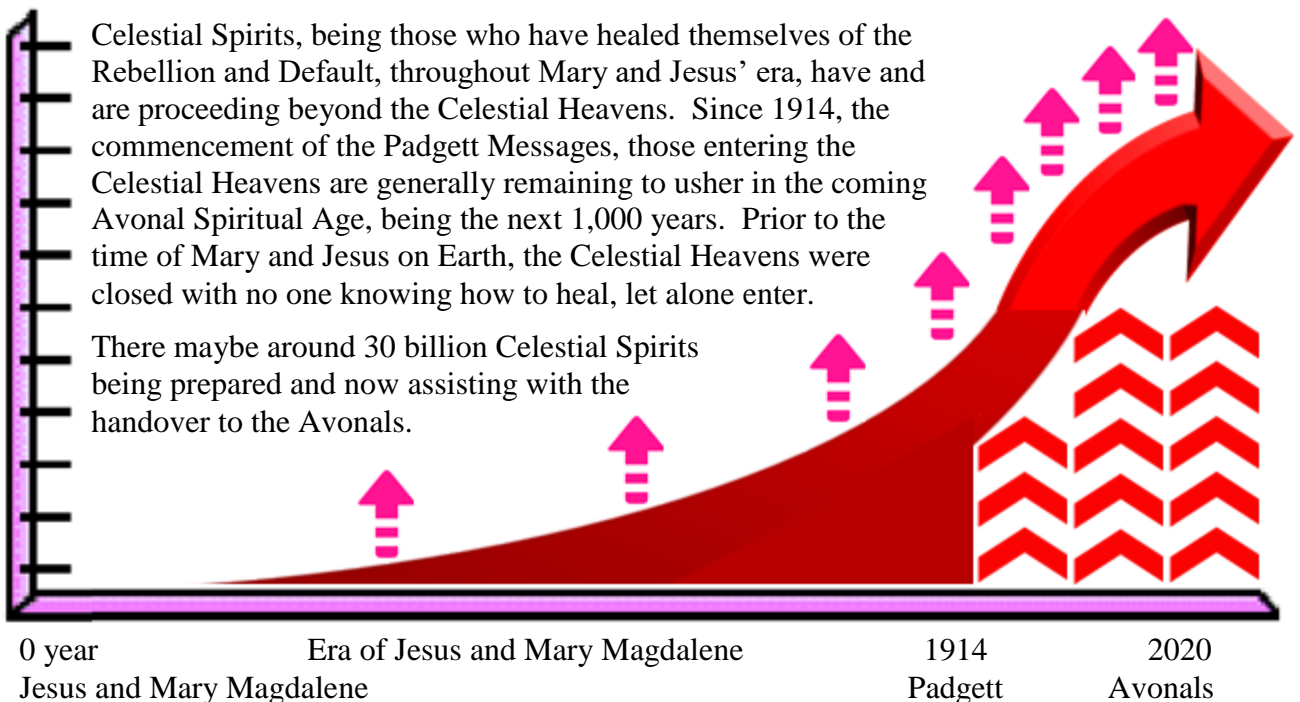
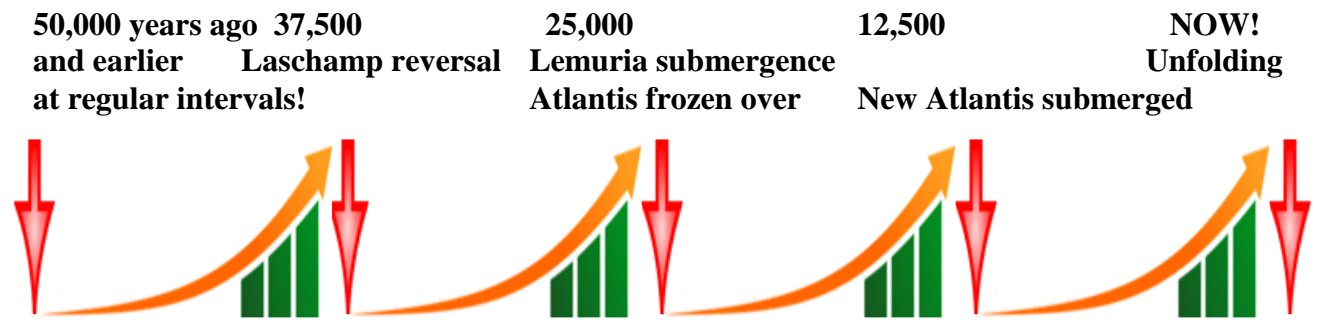
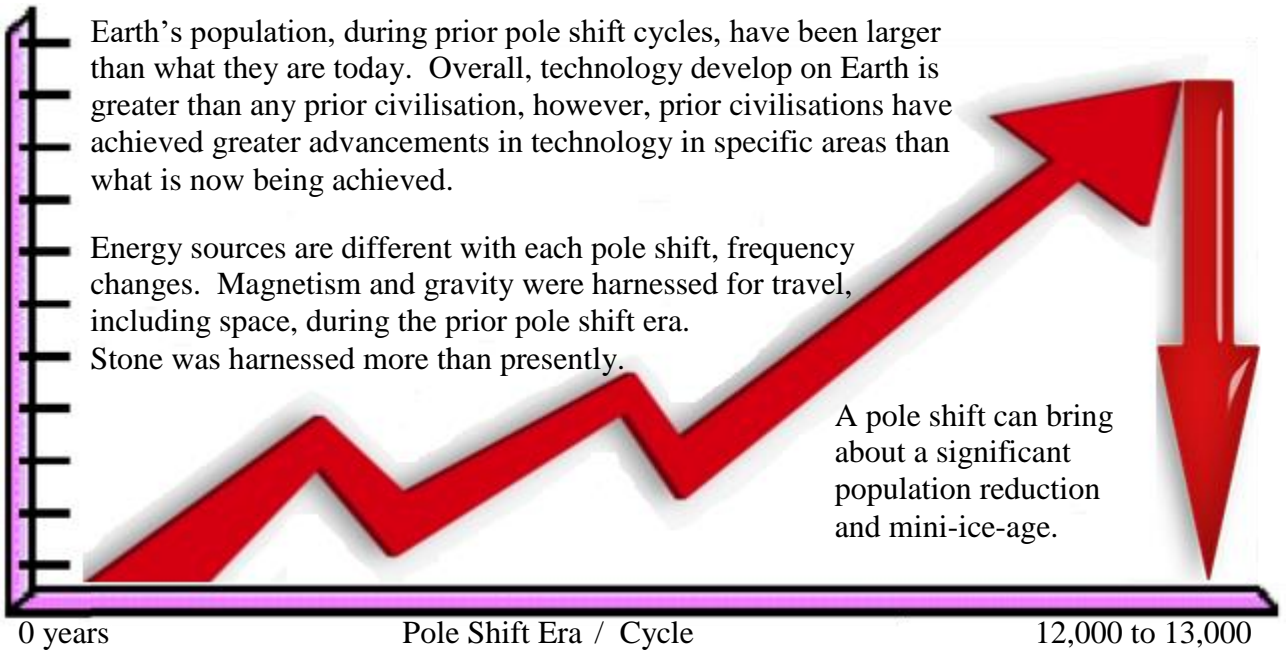


Aurora Borealis: If you live far enough north or south on planet Earth, you may be lucky enough to see the northern / southern lights (aurora borealis / aurora australis). The 12 May 2024 event occurs cyclically every 11 years. A pole shift / sun nova event may be the big daddy of an aurora borealis event however on steroids so to speak, but only unfolding once between 12,000 to 13,000 and even then in varying degrees of severity.

The combination of these two events, should they unfold, may lower the world's population to a level below that of the 1960s, even lower than that before 1900 when the population was 1.6 billion, or even to 1850 at 1.2 billion. Thus a worldwide population of 20% or 15% of that prevailing in 2020 would require humanity to embracing a simple life and a simple way of living. Villageism would prevail and the complexities of the technology that we presently are all depending upon would no longer be available. The skills available and size of market demands would no longer be.

GEOPHYSICAL POLE SHIFTS appears to take place every 12,000 to 13,000 years!





Purpose of Life

While living on Earth, we are spirits having a physical experience!

We learn by doing. We each will parent at least three children before we transition into the first of the Celestial Heavens. Should we not do so while living on Earth, then we will achieve our experience quota while living in the spirit Mansion Worlds through adoption of spirit born babies.

FOR SYNTHIA, LIFE AFTER DEATH COULDN'T BE BETTER. SHE TELLS JAMES ALL ABOUT IT.

Synthia: I died, missed my family, husband, huge extended family, so much. I felt devastated, my death was sudden. I was sitting on the couch with my daughters and their daughters, and even one of their daughters, and went to sleep, then woke up in the Arrival Room bed in the first spirit World. I was told I had died... yet I was very much alive as a spirit in my new spirit life. But my family, I'd left them without saying goodbye! It hit me very hard.

I was taken out of the Arrival Room to the where spirits meet New Arrivals like myself... and my feeling devastated instantly turned to feeling elated... there they all were, I couldn't believe it, my dead parents, grandparents, their parents, my dead aunts and uncles, their parents, and it went on and on, my vast Family Clan.

They lovingly welcomed me to The Family. I was going to stay with my older 'dead' sister and her new spirit partner and adopted spirit children whilst I settled into my new spirit life. There was so much to catch up on: who was still with who after death, who had split apart, who had new partners, new spirit-marriages, how many children they had adopted; and to learn we spirits could adopt spirit babies and children, bringing them into our Family, was wonderful. Everything was so new, I felt New, alive, wonderful, so happy. So happy to be so loved! They'd all been waiting for me, wanting me to carry on living with them in my new spirit life, it was a dream come true. On Earth I loved family, the bigger the better, I hated death, losing each one, I believed in life after death, yet never gave it that much thought as to what it might actually be like. So what a pleasant surprise I got!

I would, and still do, return to visit my Earth family; and I delight when one of them dies and comes over to join us in our Big Spirit family. Life after death couldn't be better!

ONCE YOU KNOW -
YOU CANNOT UNKNOW!

Mary Magdalene

Life After Death



We are more alive than ever – when we are dead!


The life after death is no different in the essentials than the mortal existence.

However, our capabilities are about three fold of what it is when now as we are living in the physical.

We may come to look upon our physical body as though we living as a potato, or maybe like we are living in and through a heavy rubber suit. Even being the Michelin man may come to mind.

Our physical brain is the interface between our spirit body mind and our physicalness, thus upon death of our physical body we lose nothing! Our personality remains as we know it and life is far more fulfilling in the spirit Mansion Worlds than living on Earth. We all arrive in the 1st Mansion World.

Every mortal gain is a direct contribution to the enrichment of the first stages of the immortal survival experience. Everything we do in this life which is good contributes directly to the enhancement of the future life – as it does now throughout our physical life! Death is definitely not to be feared, because what awaits us on the other side is a much more amenable way of life, even if it is still all within the Rebellion and Default.



While we are living on Earth, we are spirits having a physical experience!

Our physicalness restricts our capabilities to around one third.

Root Cause

Highly esteemed Lanonandek spirits from within our local universe of Neadon were assigned as System Sovereigns of our local system to oversee Earth's humanity and their spiritual development. 200,000 years ago they, the Lucifers, became infatuated with their authority and turned against the regents of Neadon, Mary and Jesus, as well as rejecting God. Through their Planetary Princes, also Lanonandek spirits, they had taken the humanities of 37 worlds within their local system into their Rebellion.

Through living through our minds, suppressing our feelings, we on Earth will continue to be at war with each other, illnesses of all descriptions will continue from our feelings suppression, famine and inequalities prevail, control of others is the core of all systems, we cannot determine truth from falsehood and life on Earth is a living hell. We have been continually seduced by mind Mansion World spirits and we live life in a stupor – nothing more than zombies doing the begging of the evil ones, the rebellious Lanonandek spirits.

Through living through our minds, suppressing our soul based feelings, we have been progressively going further and further away from our Heavenly Parents, now to the point that we cannot go any further. Through working cracks in the Universal Contract governing the Rebellion and Default, this control has been ended formally as of 31 January 2018.

Pathway Forward

To liberate one's real self, one's will, driven by one's soul, moves one to embrace Feeling Healing, so as to clear emotional injuries and errors. With the Divine Love, then one is also Soul Healing. We are to feel our feelings, identify what they are, accept and fully acknowledge that we're feeling them, express them fully, all whilst longing for the truth they are to show us.

God's Divine Love: Pray for it, ask for it, and receive it.

The Golden rule is: Never interfere with another's will.

Golden Rule: that one must always honour another's will as one honours one's own.

New Feelings Way: learning how to live true to ourselves by living true to our feelings.

We are to express our feelings, both good and bad, at all times, and to long for the truth of them.

By living true to ourselves true to our feelings, we are living true to God. It's that simple.


LONG to KNOW ABOUT what you are FEELING!
Long to understand the truth behind
what your feelings are pressing upon you.



Ask to know the truth about that which you feel.
It is knowing the truth of that
which you feel that sets you free!



Always be true to your feelings
because they are your truth
and truth is love and our way home!



Express your feelings to those who matter to you.
Suppressed feelings bring about pain and illness.
Talk it out to a friend!

*From our head to our toes,
what our feelings say goes!*



Feelings, good and bad, are to be expressed.



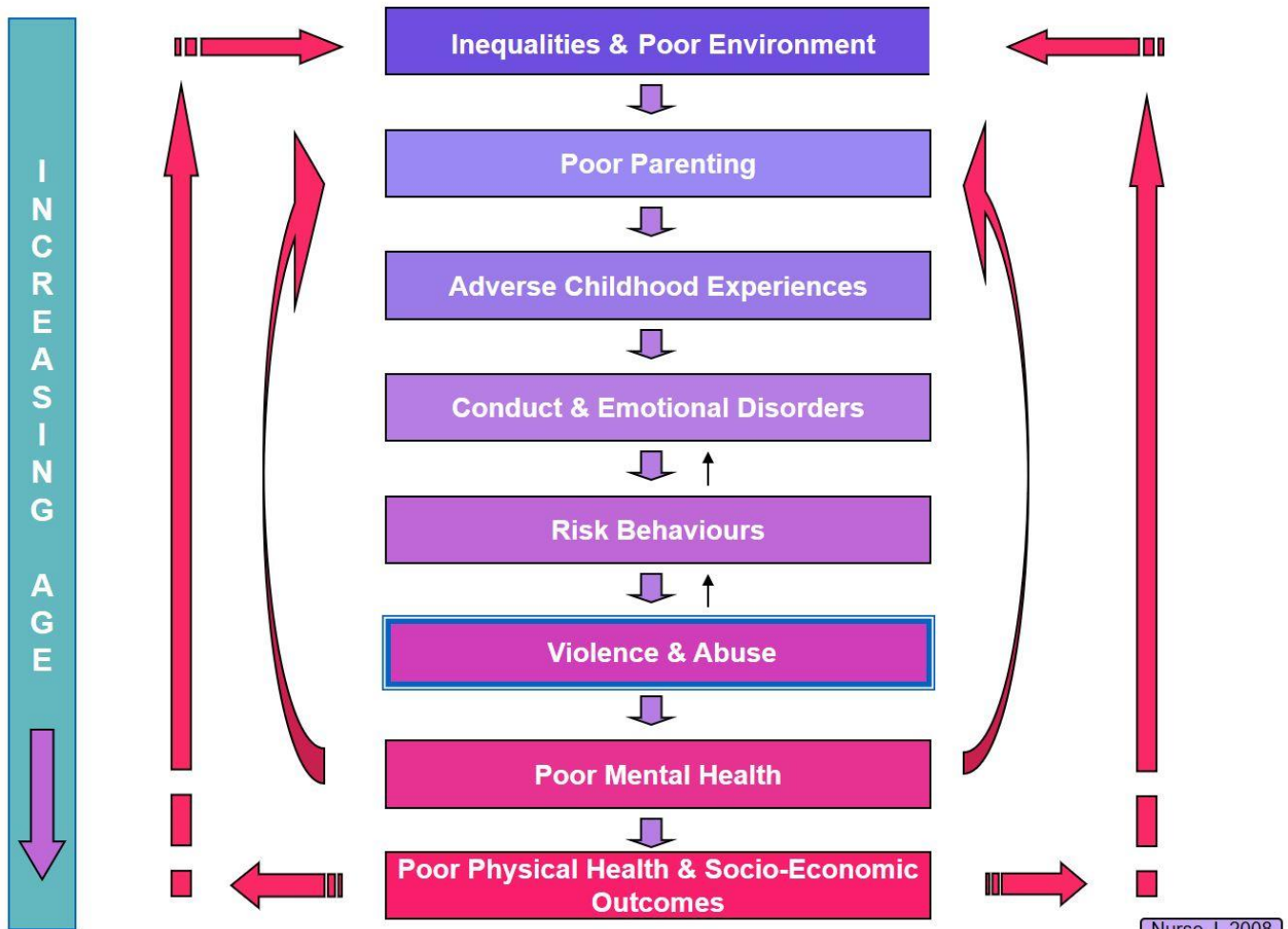
Heartfelt feelings are our truth.

*Then we are to continue by longing for
the truth that our feelings are to reveal to us!*

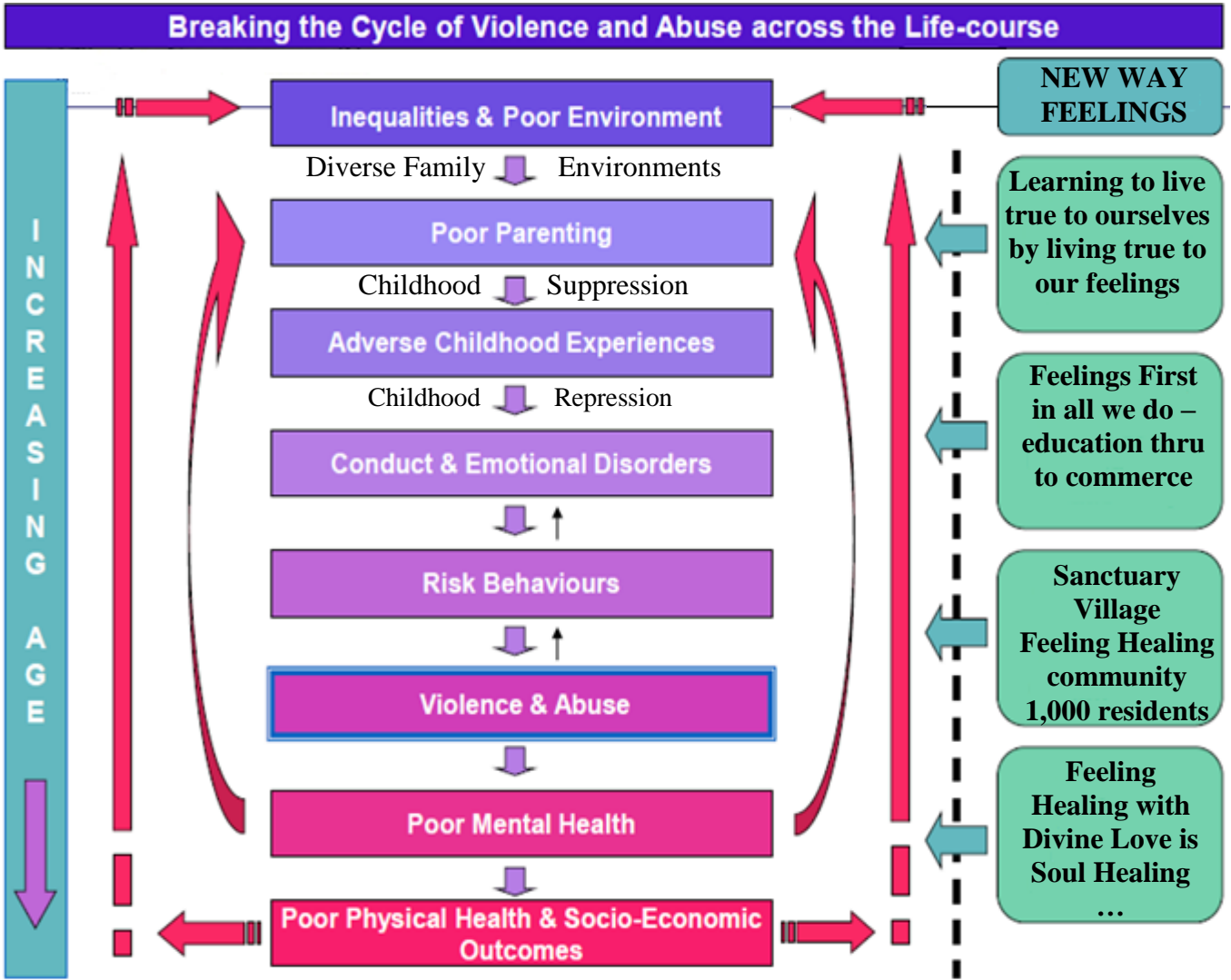
LIFE IS FOR LEARNING



The Cycle of Violence and Abuse across the Life-course



Seek **truth** from the cradle to the grave.



ASSUMPTIONS

and the MIND



Kindly consider reading: www.pascashealth.com then proceed to Library Download:

Pascas Care Letters – Family Shelters Abuse & Remedial
 Pascas Care Letters – Family Shelters Overview
 Pascas Care Letters – Family Shelters Per Capita Inequality
 Pascas Care Letters – Family Shelters Protection
 Pascas Care Letters – Family Shelters Social Housing
 Pascas Care Letters – Family Shelters Support Centre
 Pascas Care Letters – Family Shelters towards Liberation
 Pascas Care Letters – Homelessness Helping Hand
 Pascas Care Letters – Root Cause now to Pathway Forward
 Pascas Care Letters – Root Cause now to Pathway Forward (short)

Chaldi College Free to Learn Instinctively
 Chaldi College Free to Learn Pathway

Pascas Care Letters – Back to Basics
 Pascas Care Letters – Change
 Pascas Care Letters – Finaliters our Destiny
 Pascas Care Letters – Humanity is Addicted to Untruth
 Pascas Care Letters – Journey of Earth’s Humanity
 Pascas Care Letters – Life is a Highway
 Pascas Care Letters – Live True to How You Truly Are
 Pascas Care Letters – Moving out of Healing
 Pascas Care Letters – My Customs Heritage and Nationality
 Pascas Care Letters – One Soul Two Personalities
 Pascas Care Letters – Psychology and Feeling Healing
 Pascas Care Letters – Spirit Evolution and Environmental Changes
 Pascas Care Letters – Transition & Assimilation following Death

Pascas Care – Death & Dying Transition & Assimilation Marjorie
 Pascas Care – Kinesiology Testing

Pascas Care Living Feelings First Adults
 Pascas Care Living Feelings First Children
 Pascas Care Living Feelings First Children Annexures
 Pascas Care Living Feelings First Children Discussions
 Pascas Care Living Feelings First Children Graphics
 Pascas Care Living Feelings First Drilling Deeper
 Pascas Care Living Feelings First Drilling Deeper Structures
 Pascas Care Living Feelings First Reference Centre

Important recommended reading is:

by James Moncrief

The Rejected Ones – the Feminine Aspect of God

<http://divinelovesp.weebly.com/my-free-books-and-free-padgett-messages.html> ALSO at
<https://www.pascashealth.com/index.php/library.html?file=files/opensource/Downloads/MEDICAL%20-%20SPIRITUAL%20REFERENCES/Rejected%20Ones%20via%20James%20Moncrief.pdf>

<http://www.pascashealth.com/index.php/library.html>

Library Download – Pascas Papers

All papers may be freely shared. The fortnightly mailouts are free to all, to be added into the mailout list, kindly provide your email address. info@pascashealth.com

Within the Library Download page within Pascas Care Letters at www.pascashealth.com kindly download the following two files:



[Pascas Care Letters Root Cause now to Pathway Forward.pdf](#)



[Pascas Care Letters Root Cause now to Pathway Forward short.pdf](#)

Important recommended reading is:

by James Moncrief

The Rejected Ones – the Feminine Aspect of God

<http://divinelovesp.weebly.com/my-free-books-and-free-padgett-messages.html> ALSO at
<https://www.pascashealth.com/index.php/library.html?file=files/opensauce/Downloads/MEDICAL%20-%20SPIRITUAL%20REFERENCES/Rejected%20Ones%20via%20James%20Moncrief.pdf>

To liberate one's real self, one's will, being one's soul, is by embracing Feeling Healing so as to clear emotional injuries and errors. With the Divine Love, then one is also Soul Healing. We are to feel our feelings, identify what they are, accept and fully acknowledge that we're feeling them, express them fully, all whilst longing for the truth they are to show us.

Within the Library Download page within Pascas Care Letter at www.pascashealth.com kindly download the following:

- Pascas Care Letters – Family Shelters Abuse & Remedial
- Pascas Care Letters – Family Shelters Overview
- Pascas Care Letters – Family Shelters Protection
- Pascas Care Letters – Family Shelters Social Housing
- Pascas Care Letters – Family Shelters Support Centre
- Pascas Care Letters – Family Shelters towards Liberation

Be Feeling Expressive

it's all about
Experiences & Feelings

FURTHER READING:

Free downloads are from [www.pascashealth](http://www.pascashealth.com) in the Library Download page, scroll down for the PDFs:

PASCAS CARE PARENTING

Sam's Book – Parenting and Feeling Healing	Book I	Experience
Sam's Book – Parenting and Feeling Healing	Book II	Conception
Sam's Book – Parenting and Feeling Healing	Book III	Magic
Sam's Book – Parenting and Feeling Healing	Book IV	Nothingness
Sam's Book – Parenting and Feeling Healing	Book V	Setting Free
Sam's Book – Parenting and Feeling Healing	Book VI	Pain and Rage
Sam's Book – Parenting and Feeling Healing	Book VII	Vision
Sam's Book – Parenting and Feeling Healing	Book VIII	Childhood
Sam's Book – Parenting and Feeling Healing	Book IX	Self-Acceptance
Sam's Book – Parenting and Feeling Healing	Book X	Physical Illness

Pascas Care – Parenting Awareness
 Pascas Care – Parenting Eureka Moment
 Pascas Care – Parenting Feelings Supreme Guides
 Pascas Care – Parenting Health Generation
 Pascas Care – Parenting into the Abyss
 Pascas Care – Parenting Rebellion

Important recommended reading is:

by James Moncrief

The Rejected Ones – the Feminine Aspect of God

<http://divinelovesp.weebly.com/my-free-books-and-free-padgett-messages.html> ALSO at
<https://www.pascashealth.com/index.php/library.html?file=files/opensauce/Downloads/MEDICAL%20-%20SPIRITUAL%20REFERENCES/Rejected%20Ones%20via%20James%20Moncrief.pdf>



Mind Centric Way

Feelings First Freedom

Primary recommended reading:	consider commencing with:	Paul – City of Light and Sage – and the Healing Angels of Light
The Rejected Ones	2002 – 2003	xxx – James Moncrief
Messages from Mary & Jesus	2003	xxx – James Moncrief
Soul Light from Zelmar Melchizedek	2003	xxx – James Moncrief
Paul – City of Light	2005	xxx – James Moncrief
Feeling Healing	2017	– James Moncrief
Religion of Feelings	2017	– James Moncrief
Mary Magdalene and Jesus' comments on the Padgett Messages	2007 – 2010	xxx – James Moncrief
Speaking with Mary Magdalene & Jesus Sage and the Healing Angels of Light	2013 – 2014	xxx – James Moncrief
Road map of Universe and history of Universe:		
The Urantia Book	1925 – 1935	xxx as primary reading
Divine Love supporting reading:		
Revelations	1954 – 1963	– Dr Daniel Samuels
Judas of Kerioth	2001 – 2003	– Geoff Cutler
The Book of Truths containing the Padgett Messages or Little Book of Truths	1914 – 1923	xxx – Joseph Babinsky
True Gospel Revealed anew by Jesus Vol I, II, III, IV		xxx – Geoff Cutler
Available generally from:		
www.lulu.com	www.amazon.com	www.bookdepository.com
For Divine Love focused websites and forums:		
Pascas Health:	http://www.pascashealth.com/index.php/library.html	
Spiritual Development:	http://new-birth.net/spiritual-subjects/	
Padgett Books:	http://new-birth.net/padgetts-messages/	
	http://divinelovesp.weebly.com/my-free-books-and-free-padgett-messages.htm	

BIBLIOGRAPHY NOTE:

James Moncrief has written numerous books and prepared numerous movie scripts. Incorporated here are primary writings.

Pascas has 750+ supportive 'Pascas Papers' accessible in Library Download at www.pascashealth.com

Pascas Primary publications being:

- U-Turn for Humanity Pascas reveals New Feelings Way
- U-Turn for Humanity pathway being New Feelings Way
- U-Turn for Humanity shutting hells through New Feelings Way
- U-Turn for Humanity simple is what Life is meant to be
- U-Turn for Humanity soul light and New Feelings Way
- U-Turn for Humanity through the New Feelings Way
- U-Turn for Humanity treacherous assumptions New Feelings Way
- U-Turn for Humanity unfolding the New Feelings Way
- Universal Gift – Feeling Healing with Divine Love
- Feeling Healing and Divine Love Discussion Prompts
- Pascas Care Death & Dying Transition & Assimilation Marjorie

Selected Pascas Papers, as noted below, can be downloaded from www.pascashealth.com from within the Library Download page.

James Moncrief's books, the Padgett Messages and The Urantia Book at:

DIVINE LOVE SPIRITUALITY – DLS:

<http://divinelovesp.weebly.com/my-free-books-and-free-padgett-messages.html>

All Padgett Messages (for condensed versions – see below) 1914 – 1923 Pages 945
The Urantia Book (see suggested papers to read below)

James Moncrief Books:

	MoC		
The Rejected Ones – the Feminine Aspect of God	1,490	Nov 2002 – Jan 2003	228
Messages from Mary and Jesus book 1	1,485	Feb – Apr 2003	189
Messages from Mary and Jesus book 2	1,485	Apr – Oct 2003	170
Soul Light from Zelmar, a Melchizedek, books 1 and 2	1,480	May – Sep 2003	480
Mary Magdalene and Jesus' comments on the Padgett Messages – book 1		Aug 2007	164
Messages from 31 May 1914 – 12 January 1915	1,495		
Mary Magdalene and Jesus' comments on the Padgett Messages – book 2		Sep 2010	177
Messages from 13 January 1915 – 29 August 1915	1,494		
Speaking with Mary Magdalene and Jesus blog – book 1	1,490	Jan – Apr 2013	206
Speaking with Mary Magdalene and Jesus blog – book 2	1,489	Apr – May 2013	229
Speaking with Mary Magdalene and Jesus blog – book 3	1,490	Oct – Jan 2014	187
Speaking with Mary Magdalene and Jesus blog – book 4	1,491	Jan – May 2014	191
Mary Magdalene comments on Revelation from the Bible KJV	1,485	Dec 2013 – Jan 2014	84

This group being pages of 2,305

Paul – City of Light	1,488.5	2005	149
Ann and Terry		2013	235
Feeling bad? Bad Feelings are GOOD!	feeling-healing book 1	2006	179
Feeling bad will make you feel BETTER – Eventually!	feeling-healing book 2	2006	159
Breaking the Golden Rule.	feeling-healing book 3	2006	168
Feeling-Healing exercises, and other healing points to consider.		2009	175
Cathy and Mark – a novel introducing Feeling-Healing.		2010	151
Introduction course to Divine Love Spirituality		2006	139
Speaking with the Dead, Death and Dying		2009	173
Spirits and their Childhood Repression Healing		2010	179
With Verna – a nature spirit		2008	279
Communication with spirits – meet a spirit friend		2010	37
Introduction to Divine Love Spirituality website			362
Sage – and the Healing Angels of Light		2017	260
Divine Love Spirituality	1,500	2017	201
Feeling Healing – you can heal yourself through your feelings		2017	153
Religion of Feelings	1,500	2017	47

This group being pages of 3,046

Religion of Feelings

<http://religionoffeelings.weebly.com/>

Introduction to Divine Love Spirituality

<http://dlspirituality.weebly.com/>

Main website of DLS

<http://divinelovesp.weebly.com/>

Childhood Repression website

<http://childhoodrepression.weebly.com/>

DLS and CR forum

<http://dlscr.freeforums.net/>

<http://withmarymagdaleneandjesus.weebly.com/blog---and-free-books-speaking-with-mary-and-jesus>

FEELING HEALING and SOUL HEALING with the DIVINE LOVE:**James Moncrief Publications:****all publications are free downloads:**<http://divinelovesp.weebly.com/my-free-books-and-free-padgett-messages.html>

It is suggested for one to consider reading as follows:

Speaking with Mary Magdalene and Jesus – books 1 – 4

These four books encapsulate the second of the revelations with the first having been introduced by James Padgett one hundred years previously. These four books provide a wide range of guidance that has never previously been made available.

Soul Light – books 1 and 2

A Melchizedek, Zelmar, sums up how we are to heal ourselves and ascend to Paradise.

Paul – City of Light

As a gentle intro into the Divine Love and Healing; being James Moncrief's first novel.

Ann and Terry

An example for people who might want to immediately start working on themselves and doing their Healing.

Feeling Bad? Bad Feelings are GOOD

For more understanding about our denial of our feelings and why we should not deny our feelings, and it includes how it all came about for James, using himself as an example.

Feeling bad will make you feel BETTER – Eventually!

This includes specific examples of Marion and James working on expressing particular bad feelings, again with the hope that it will help others gain something of an idea as to what's involved in doing your Feeling Healing.

Sage – and the Healing Angels of Light

Through Sage who's 13 years old, the story is primarily about the two aspects of healing; that being, with the help of our angels, and the full Healing we can do by looking to our feelings for their truth.

**Religion of Feelings
Feeling Healing**

**Welcome to LOVE – the Religion of Feelings
you can heal yourself through your feelings**

So these books, including the four Speaking with Mary Magdalene and Jesus books, provide the essence of it all and are examples of James' work. Then it's up to whatever takes one's fancy. Other reading to consider may include:

The Padgett Messages being published as:

The True Gospel Revealed Anew by Jesus volumes 1 – 4

Book of Truths by Joseph Babinsky

The Urantia Book

Release one's pain through expressing one's feelings.

in conjunction with

Longing for the Truth when also longing for Divine Love.

FEELING HEALING with DIVINE LOVE is SOUL HEALING:

A collection of 'papers' that draw together specific topics including all of the above and more from other sources of information and revelation designed to help increase one's awareness about why we have the problems we do and how to heal them, all whilst living a more healthy and sustainable life. They provide a brief snapshot of the more complicated topics and issues.

**Firstly, consider discovering the truth of your emotional pain through Feeling Healing.
Secondly, consider longing for our Heavenly Parents' Love as you progress with your healing.
Primary and most important readings are the writings of James Moncrief.
Then consider the Padgett Messages, and then The Urantia Book.**

Pascas Papers, being free, are located within the Library Download www.pascashealth.com
<http://www.pascashealth.com/index.php/library.html>

[PASCAS – document schedule.pdf](#) **downloadable index to all 550+ Pascas Papers.**

FH denotes Feeling Healing; SH denotes Soul Healing, which is: Feeling Healing with the Divine Love;
DL denotes Divine Love – living with the Love.

PASCAS INTRODUCTION NOTES: *All papers below can be found at Library Download link.*

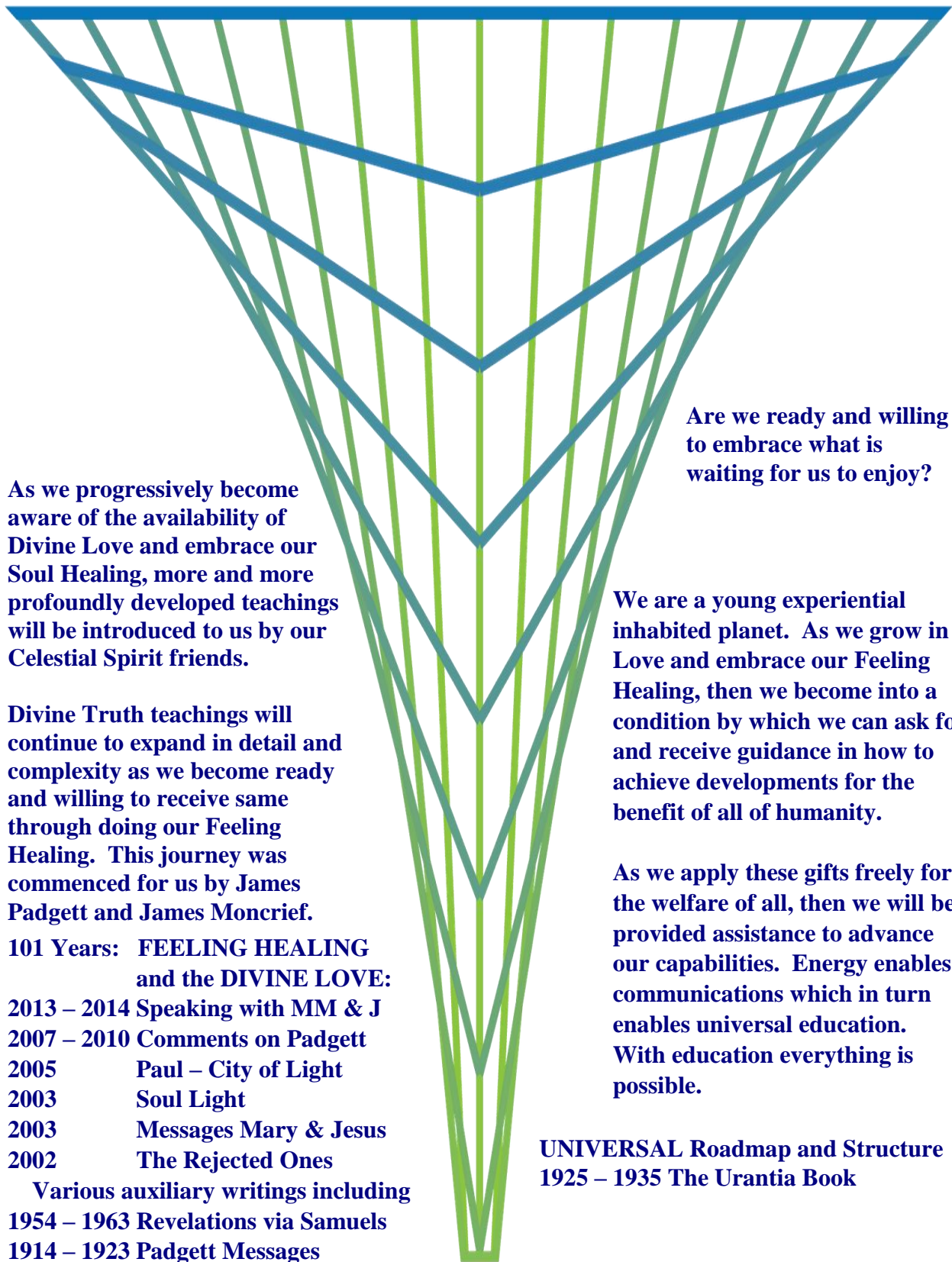
Pascas Care Letters A Huge Upturn
Pascas Care Letters Big Revelation
Pascas Care Letters Feeling Healing Benefits Children
Pascas Care Letters Feeling Healing Way
Pascas Care Letters Little Children
Pascas Care Letters Women's Liberation and Mother

MEDICAL – EMOTIONS:

Pascas Care – Feeling Healing
Pascas Care – Feeling Healing All is Within
Pascas Care – Feeling Healing and Health
Pascas Care – Feeling Healing and History
Pascas Care – Feeling Healing and Parenting
Pascas Care – Feeling Healing and Rebellion
Pascas Care – Feeling Healing and Starting
Pascas Care – Feeling Healing and Will
Pascas Care – Feeling Healing Angel Assistance
Pascas Care – Feeling Healing Being Unloved
Pascas Care – Feeling Healing Child Control
Pascas Care – Feeling Healing Childhood Repression
Pascas Care – Feeling Healing End Times
Pascas Care – Feeling Healing is Rebelling
Pascas Care – Feeling Healing Live True
Pascas Care – Feeling Healing Mary Speaks
Pascas Care – Feeling Healing My Soul
Pascas Care – Feeling Healing Perfect State
Pascas Care – Feeling Healing Revelations X 2
Pascas Care – Feeling Healing the Future
Pascas Care – Feeling Healing Trust Yourself
Pascas Care – Feeling Healing Versus Cult

**PASCAS
PAPERS**

DIVINE LOVE and DIVINE TRUTH Revelations and Teachings escalating:



**Before the revelation of
Feeling Healing, and with
Divine Love, Soul Healing, we have
been withheld in mediocrity!**

**It is now possible to smash
through the Glass Ceiling to infinite
growth in Truth and Love!**



Living Feelings First!

INTUITIVE

INSIGHTFULNESS

DYNAMIC

NATURAL INTELLIGENCE

SPONTANEOUS

VIBRANCY

foresightful

Wisdom & Truth

FREEDOM

EQUALITY

(and no Artificial Intelligence!)

PASCAS UNIVERSITY

We hereby confirm that

SALLY JOY SMITH

Having duly satisfied the Examiners appointed by Senate and having fulfilled all the conditions prescribed by ordinance and regulations by resolution of the Council was awarded the

Postgraduate Feelings Degree

PfD in the field of **SOCIAL WORK**

LIVING FEELINGS FIRST

on the

22 February 2022



Andrew Brown

Chancellor

Philip Green

Registrar

"THE" profession is:

TEACHING



to:

Learn through play
Independently explore subject
Research with fellow students
Explore topics you enjoy
Engage in what you are passionate about
Ask — and keep asking
Question every aspect
Commonsense is not common
Assumptions are mostly in error
Embrace what you may be feeling
We have been retarded and restrained
We are to be our true self
We are to express all our feelings
We are self contained — all is within
By doing is how we learn
Tutoring others is a great self teacher
Our capabilities are infinite



while you

Make yourself unnecessary

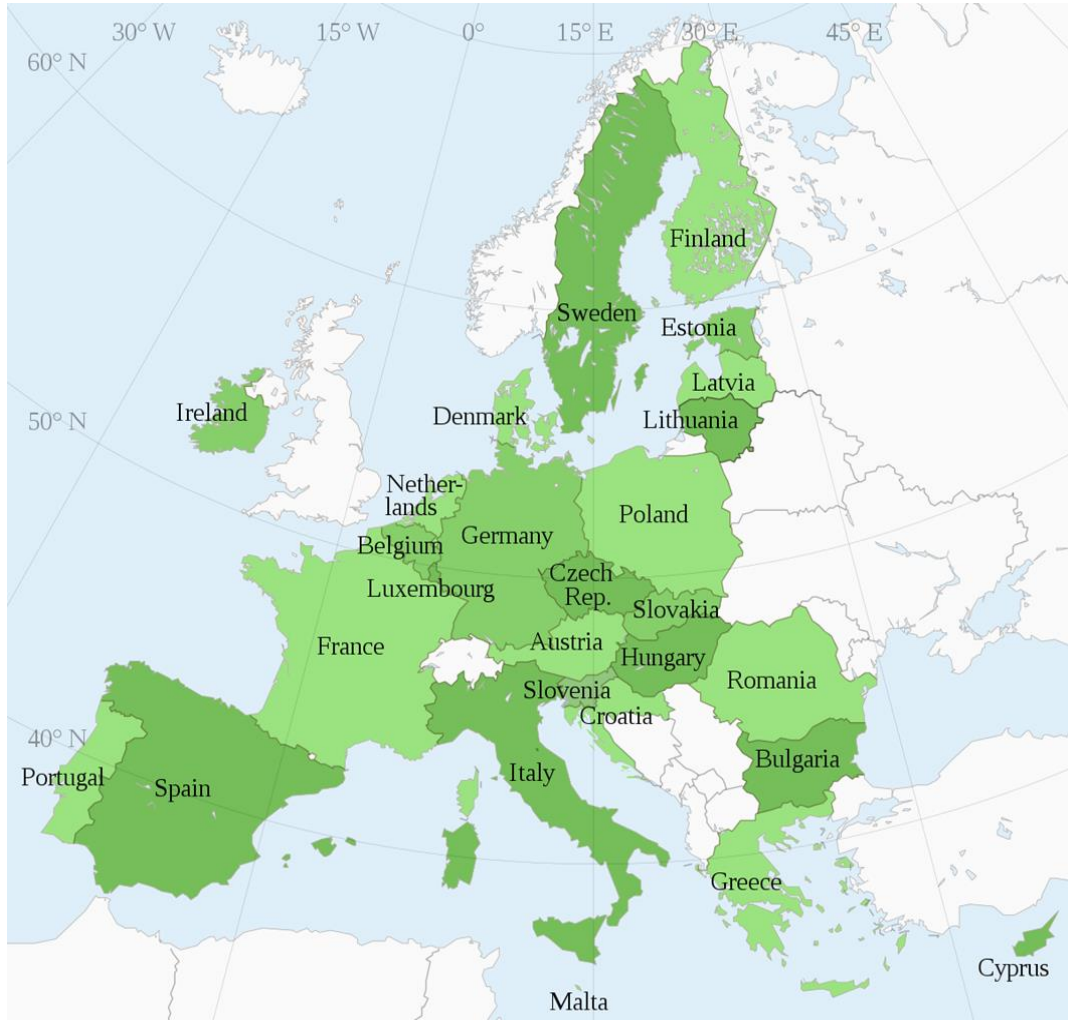
**Our feelings are our truth.
By living outside of our feelings
we bring about our difficulties!**



**NATIONS of the
WORLD**

WORLDWIDE relationship of MoC calibration with Life Experiences

NATIONS	Level on Map of Consciousness MoC 2021	Population 2021	Life Expectancy Years 2021	Medium Age of Population 2021	Political Rights & Civil Liberties 2021	Human Develop- ment Index 2021	Happiness Index 2021	Education Index 2019	Per Capita Income IMF USD PPP 2021
EUROPEAN UNION	27 European Union member states								
Austria	394	9,000,000	82.1	44.0	93 free	0.922	7.3	0.865	\$57,900
Belgium	410	11,600,000	82.2	41.4	96 free	0.931		0.902	54,000
Bulgaria	394	7,000,000	75.5	42.7	78 free	0.816		0.779	25,500
Croatia	390	4,100,000	79.0	43.0	85 free	0.851	5.9	0.805	30,000
Cyprus	404	1,200,000	81.5	36.8	94 free	0.887	6.2	0.827	41,600
Czech Republic	392	10,700,000	79.9	42.1	91 free		7.0	0.890	43,000
Denmark	421	5,800,000	81.4	42.2	97 free	0.940	7.6	0.920	61,500
Estonia	410	1,330,000	79.2	42.7	94 free	0.892		0.882	39,800
Finland	400	5,600,000	82.5	42.5	100 free	0.938	7.8	0.927	52,000
France	310	65,300,000	83.1	41.4	90 free	0.901	6.7	0.817	49,500
Germany	400	84,000,000	81.9	47.1	94 free	0.947	7.2	0.943	57,000
Greece	300	10,450,000	82.8	44.5	87 free	0.888	5.7	0.849	30,500
Hungary	404	9,700,000	77.3	42.3	69 partly free	0.854		0.821	35,100
Ireland	405	5,000,000	82.8	36.8	97 free	0.955	7.1	0.922	99,200
Italy	380	60,500,000	84.0	45.5	90 free	0.892	6.5	0.793	43,400
Latvia	385	1,900,000	75.7	43.6	89 free	0.866		0.883	33,400
Lithuania	390	2,750,000	76.4	43.7	90 free	0.882		0.898	40,800
Luxembourg	385	626,000	82.8	39.3	97 free	0.916		0.806	122,700
Malta	390	440,000	83.1	41.8	90 free	0.895	6.6	0.825	45,000
Netherlands	405	17,200,000	82.8	42.6	98 free	0.944	7.5	0.914	60,500
Poland	195	38,000,000	79.3	40.7	82 free	0.880	6.2	0.869	36,000
Portugal	300	10,200,000	82.7	42.2	96 free	0.864	5.9	0.768	36,100
Romania	395	19,300,000	76.5	41.1	83 free	0.828	6.1	0.765	33,000
Slovakia	380	5,460,000	78.0	40.5	90 free	0.860		0.826	34,800
Slovenia	389	2,100,000	81.9	44.5	95 free	0.917		0.910	40,800
Spain	300	46,800,000	84.0	42.7	90 free	0.904	6.5	0.831	41,550
Sweden	385	10,100,000	83.3	41.2	100 free	0.945	7.4	0.918	55,600
	380	446,156,000							\$48,157
EUROPEAN UNION Parliament	335	705							



NATIONS of the WORLD

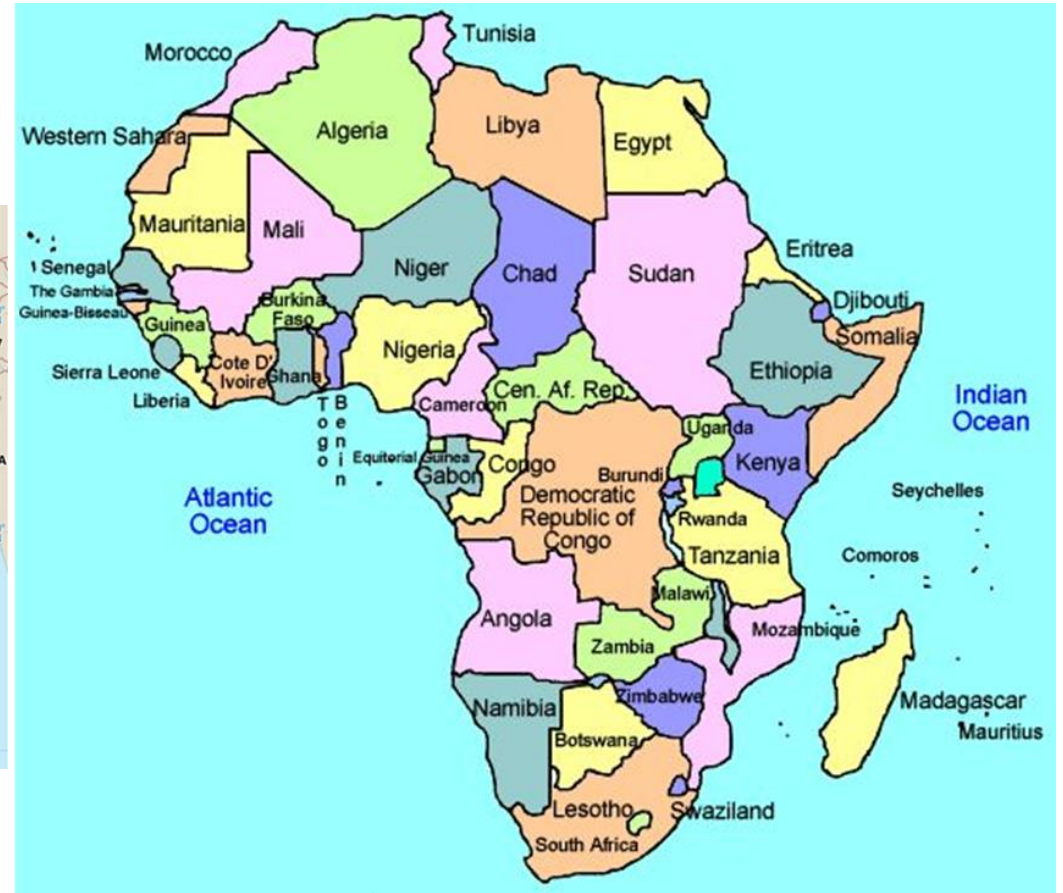
WORLDWIDE relationship of MoC calibration with Life Experiences

NATIONS	Level on Map of Consciousness MoC 2021	Population 2021	Life Expectancy Years 2021	Medium Age of Population 2021	Political Rights & Civil Liberties 2021	Human Development Index 2021	Happiness Index 2021	Education Index 2019	Per Capita Income IMF USD PPP 2021
EUROPE balance of									
Albania	395	2,900,000	79.0	32.9	66 partly free	0.795		0.746	\$15,250
Belarus	379	9,450,000	75.2	40.0	11 not free	0.823	5.5	0.838	20,600
Bosnia & Herzegovina	180	3,300,000	78.0	42.1	53 partly free	0.780		0.711	16,000
Corsica	386	340,000	86.4						34,000
Georgia	397	4,000,000	74.2	38.1	60 partly free	0.812		0.862	15,700
Holy See	380	801	77.5						21,200
Iceland	255	340,000	83.5	36.5	94 free	0.949		0.926	58,150
Liechtenstein	400	38,300	83.0	43.2	90 free	0.919		0.832	180,400
Macedonia North	384	2,100,000	76.3		66 partly free	0.774		0.704	17,700
Moldova	388	4,050,000	72.3	36.7	61 partly free	0.750		0.711	13,900
Monaco	365	39,650	86.6	53.1	83 free				185,750
Montenegro	400	630,000	77.4	40.7	63 partly free	0.829		0.803	21,400
Norway	400	5,420,000	82.9	39.2	100 free	0.957	7.4	0.930	69,200
San Marino	400	61,500	85.4	44.4	93 free				60,300
Sardinia (Italy)	385	1,640,000	82.6		free				24,000
Serbia	394	8,750,000	76.5	42.6	64 partly free	0.806		0.783	20,600
Sicily (Italy)	370	5,000,000	78.0		free				19,000
Switzerland	400	8,660,000	84.3	42.4	96 free	0.955	7.6	0.900	75,900
Ukraine	140	43,750,000	72.5	40.6	60 partly free	0.779	4.9	0.799	13,950
United Kingdom	420	68,000,000	81.8	40.5	93 free	0.932	7.1	0.928	47,100
EUROPE overall	375								\$46,888
UNITED KINGDOM Parliament	390	1,433							
UK House of Lords	380	783							
UK House of Commons	400	650							

NATIONS of the WORLD

WORLDWIDE relationship of MoC calibration with Life Experiences

NATIONS	Level on Map of Consciousness MoC 2021	Population 2021	Life Expectancy Years 2021	Medium Age of Population 2021	Political Rights & Civil Liberties 2021	Human Develop- ment Index 2021	Happiness Index 2021	Education Index 2019	Per Capita Income IMF USD PPP 2021
MIDDLE EAST									
Bahrain	340	1,700,000	77.7	32.3	12 not free	0.852	6.6	0.769	\$50,300
Egypt	350	102,000,000	72.5	23.9	18 not free	0.707	4.3	0.618	13,100
Iran	190	84,000,000	77.3	30.3	16 not free	0.783	4.7	0.756	13,500
Iraq	120	40,250,000	71.1	20.0	29 not free	0.674	4.9	0.557	10,050
Israel	190	8,660,000	83.5	29.9	76 free	0.919	7.2	0.883	42,600
Jordan	185	10,200,000	75.0	22.5	34 not free	0.729	4.4	0.667	10,600
Kuwait	190	4,300,000	75.9	29.3	37 partly free	0.806		0.638	41,500
Lebanon	130	6,850,000	79.3	30.5	43 partly free	0.744	4.6	0.604	11,600
Oman	90	5,100,000	78.6	25.6	23 not free	0.813		0.718	30,400
Palestine (West Bank) Gaza Strip	185	5,100,000	74.6		25 not free 11 not free	0.708	4.5	0.678	5,700
Qatar	235	3,000,000	80.7	33.2	25 not free	0.848		0.659	97,300
Saudi Arabia	175	35,000,000	75.7	27.5	7 not free	0.854	6.5	0.789	48,100
Syria	160	17,500,000	76.1	24.3	1 not free	0.567		0.416	6,400
Turkey	245	84,400,000	78.5	30.9	32 not free	0.820	4.9	0.731	32,300
United Arab Emirates	180	9,900,000	78.5	30.3	17 not free	0.890	6.6	0.802	59,800
Yemen	160	30,000,000	66.4	19.5	11 not free	0.470	3.7	0.350	1,925
MIDDLE EAST overall	210	447,960,000							

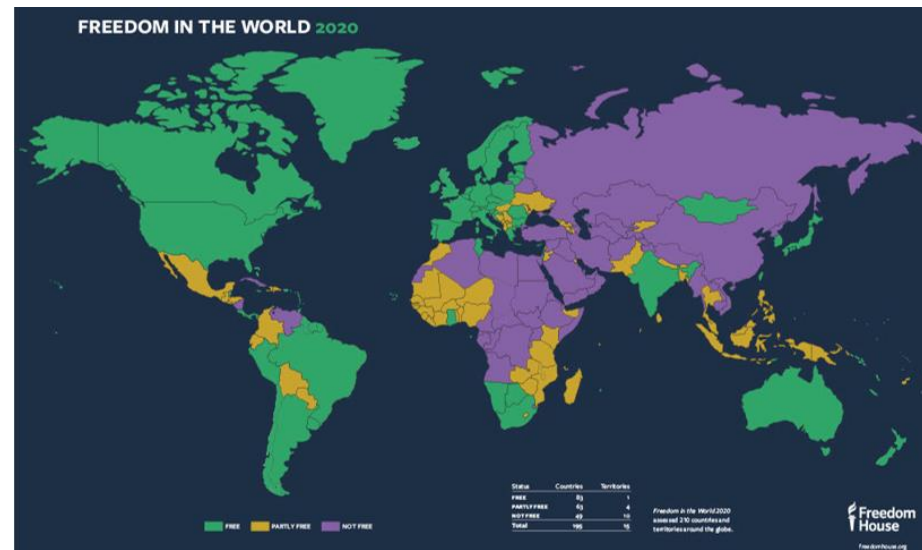


NATIONS of the WORLD

WORLDWIDE relationship of MoC calibration with Life Experiences

NATIONS	Level on Map of Consciousness MoC 2021	Population 2021	Life Expectancy Years 2021	Medium Age of Population 2021	Political Rights & Civil Liberties 2021	Human Develop- ment Index 2021	Happiness Index 2021	Education Index 2019	Per Capita Income IMF USD PPP 2021
AFRICA									
Algeria	90	43,850,000	77.5	28.1	32 not free	0.748	4.9	0.672	\$11,450
Angola	50	33,000,000	62.2	15.9	31 not free	0.581		0.500	6,900
Benin	90	12,150,000	62.8	18.2	65 partly free	0.545	5.0	0.478	3,575
Botswana	145	2,350,000	69.9	24.5	72 free	0.735	3.5	0.676	18,100
Burkina Faso	120	21,000,000	63.0	17.3	54 partly free	0.452	4.8	0.312	2,335
Burundi	140	12,000,000	62.7	17.0	14 not free	0.433	3.8	0.417	772
Cabo Verde	140	556,000	73.6	25.4	92 free			0.562	6,850
Cameroon	150	26,600,000	60.3	18.5	16 not free	0.563	5.1	0.547	3,750
Central African Republic	80	4,850,000	54.4	19.7	9 not free	0.397		0.353	480
Chad	90	16,500,000	55.2	17.8	17 not free	0.398	4.4	0.288	1,620
Comoros	100	870,000	65.0	19.9	42 partly free	0.554		0.482	3,020
Congo	70	5,500,000	65.2	19.7	20 not free	0.574	5.3	0.543	4,200
Cote D' Ivoire	125	26,400,000	58.8	20.9	44 partly free	0.538	5.3	0.453	5,650
Dem Republic of Congo	40	89,600,000	61.6	18.6	20 not free	0.480		0.496	1,013
Djibouti	290	990,000	67.9	23.9	24 not free	0.524		0.325	5,300
Equitorial Guinea	200	1,400,000	59.8	19.8	63 partly free	0.592		0.467	18,200
Eritrea	180	3,550,000	67.5	19.7	2 not free	0.459		0.269	1,860
Ethiopia	140	115,000,000	67.8	17.9	22 not free	0.485	4.3	0.341	2,975
Gabon	170	2,250,000	67.0	18.6	22 not free	0.706	4.9	0.650	16,200
Gambia	195	2,420,000	63.3	21.0	46 partly free	0.496	5.1	0.406	2,385
Ghana	190	31,100,000	64.9	21.1	82 free	0.611	5.1	0.563	6,000
Guinea	190	13,150,000	62.6	18.9	38 partly free	0.477	5.0	0.354	2,730
Guinea-Bisseau	175	2,000,000	59.4	20.1	44 partly free	0.480		0.414	2,410
Kenya	180	53,800,000	67.5	19.7	48 partly free	0.601	4.6	0.534	5,300
Lesotho	240	2,150,000	55.7	24.2	43 partly free	0.527		0.532	2,830
Liberia	200	5,100,000	65.0	17.8	60 partly free	0.480	4.6	0.426	1,600
Libya	95	6,880,000	73.4	28.9	9 not free	0.724	5.4	0.610	13,750
Madagascar	125	27,700,000	68.2	19.7	60 partly free	0.528	4.2	0.486	1,640
Malawi	180	19,150,000	65.6	16.5	66 partly free	0.483		0.470	1,005
Mali	105	20,250,000	60.5	15.8	33 not free	0.434	4.7	0.286	2,470
Mauritania	115	4,650,000	65.6	20.5	35 partly free	0.546	4.2	0.396	6,000
Mauritius	200	1,300,000	75.5	35.3	87 free	0.804		0.736	22,000
Morocco	245	37,000,000	77.4	29.3	37 partly free	0.686	4.9	0.569	8,050

Mozambique	180	31,250,000	62.1	17.2	43 partly free	0.456	4.8	0.395	1,300
Namibia	100	2,550,000	64.9	21.2	77 free	0.646	4.6	0.584	9,550
Niger	185	24,200,000	63.6	15.4	48 partly free	0.394	5.1	0.249	1,320
Nigeria	75	206,000,000	55.8	18.4	45 partly free	0.539	4.8	0.499	5,300
Reunion	190	900,000	81.6						23,500
Rwanda	70	13,000,000	70.0	19.0	21 not free	0.543	3.4	0.458	2,460
Senegal	200	16,750,000	68.9	18.8	71 partly free	0.512	5.1	0.345	3,625
Seychelles	340	98,500	73.7	35.4	77 free	0.796		0.726	26,100
Sierra Leone	190	8,000,000	55.9	19.0	65 partly free	0.452	3.8	0.406	1,770
Somalia	100	15,900,000	58.3	18.1	7 not free				940
South Africa	190	60,000,000	64.9	27.1	79 free	0.709	5.0	0.724	12,450
South Sudan	140	11,200,000	58.7	17.3	2 not free	0.433		0.307	825
Sudan	110	43,850,000	66.1	19.9	17 not free	0.510		0.345	4,100
Swaziland / Eswatini	280	1,160,000	61.1	21.7	19 not free	0.611	4.3	0.557	9,150
Tanzania	210	59,750,000	66.4	17.7	34 partly free	0.529	3.6	0.429	2,860
Togo	215	8,300,000	62.1	19.8	43 partly free	0.515	4.1	0.517	2,260
Tunisia	175	11,800,000	77.4	31.6	71 free	0.740	4.6	0.661	10,600
Uganda	90	45,750,000	64.4	15.8	34 not free	0.544	4.6	0.523	2,700
Western Sahara	170	600,000	71.1	21.1	4 not free				1,000
Zambia	110	18,400,000	64.7	16.8	52 partly free	0.584	4.1	0.557	3,330
Zimbabwe	150	15,000,000	62.2	20.0	28 not free	0.571	3.1	0.587	2,700
AFRICA overall	190	1,239,524,500							



NATIONS	Level on Map of Consciousness MoC 2021	Population 2021	Life Expectancy Years 2021	Medium Age of Population 2021	Political Rights & Civil Liberties 2021	Human Develop- ment Index 2021	Happiness Index 2021	Education Index 2019	Per Capita Income IMF USD PPP 2021
ASIA									
Afghanistan	85	39,000,000	67.6	18.9	27 not free	0.511	2.5	0.414	\$2,475
Armenia	180	3,000,000	75.6	35.1	55 partly free	0.776		0.740	13,600
Azerbaijan	190	10,150,000	73.3	32.3	10 not free	0.756		0.711	14,900
Bangladesh	230	165,000,000	73.6	26.7	39 partly free	0.632	5.0	0.529	5,800
Bhutan	200	775,000	72.8	27.6	61 partly free	0.654		0.496	12,000
Brunei	280	440,000	76.4	30.2	28 not free			0.702	64,400
Cambodia	260	16,750,000	70.5	25.3	24 not free	0.594		0.484	4,930
China	305	1,440,000,000	77.5	37.4	9 not free	0.761	5.3		18,950
Hong Kong	400	7,500,000	85.3	44.4	52 partly free	0.949		0.880	62,800
India	370	1,380,000,000	70.4	28.1	67 partly free	0.645	3.8	0.555	7,350
India Kashmir					27 not free				
Indonesia	215	273,500,000	72.3	30.2	59 partly free	0.718	5.3	0.650	12,900
Japan	355	126,500,000	85.0	47.3	96 free	0.919	5.9	0.851	44,600
Kazakhstan	105	18,800,000	73.9	30.6	23 not free	0.825	6.2	0.830	27,600
Kyrgystan	160	6,500,000	72.0	26.5	28 not free	0.697		0.730	5,350
Laos	240	7,300,000	68.9	23.0	13 not free	0.613		0.481	8,500
Macao	300	650,000	84.7	39.3					90,600
Malaysia	290	32,400,000	76.7	28.5	51 partly free	0.810	5.4	0.726	29,300
Maldives	310	540,000	79.9	28.2	40 partly free	0.740		0.573	23,300
Manchuria (China)	200	40,000,000	71.0		not free				19,200
Mongolia	175	3,300,000	69.9	28.3	84 free	0.737	5.7	0.736	12,450
Myanmar (Burma)	155	54,400,000	67.8	28.2	28 not free	0.583	4.4	0.464	4,850
Nepal	205	29,150,000	71.7	24.1	56 partly free	0.602		0.521	4,200
North Korea	175	25,800,000	72.9	34.0	3 not free				1,700
Pakistan	140	221,000,000	67.8	23.8	37 partly free	0.557		0.402	5,250
Philippines	270	110,000,000	71.7	23.5	56 partly free	0.718	5.9	0.678	9,100
Russia	320	146,000,000	73.0	39.6	20 not free	0.824	5.5	0.823	29,500
Singapore	405	5,850,000	84.1	34.6	48 partly free	0.938	6.4	0.844	102,700
South Korea	400	51,300,000	83.5	41.8	83 free	0.916	5.8	0.865	47,000
Sri Lanka	165	21,400,000	77.6	32.8	56 partly free	0.782	4.3	0.746	13,900
Taiwan	295	23,800,000	81.0	40.7	94 free		6.6		57,900
Tajikistan	280	9,550,000	71.8	17.7	8 not free	0.668		0.682	3,860
Thailand	380	69,800,000	77.7	37.7	30 not free	0.777	6.0	0.682	19,000
Tibet	279	3,500,000	71.1		1 not free				7,800

Timor-Leste (East Timor)	310	1,320,000	70.2	18.9	72 free	0.606		0.510	3,120
Turkmenistan	150	6,000,000	68.6	27.9	2 not free	0.715	5.1	0.653	17,400
Uzbekistan	190	33,500,000	72.0	28.6	11 not free	0.720	6.2	0.729	7,850
Vietnam	140	97,400,000	75.8	30.5	19 not free	0.704	5.4	0.630	11,700
MoC excluding Russia									

ASIA overall 295 4,481,875,000

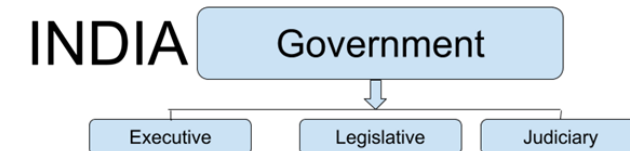
CHINA GOVERNMENT

National People's Congress (NPC)		
Chinese Communist Party (CCP)		
Politburo Standing Committee	280	7
Politburo	285	24
Central Committee	290	200
Congress	295	2,000

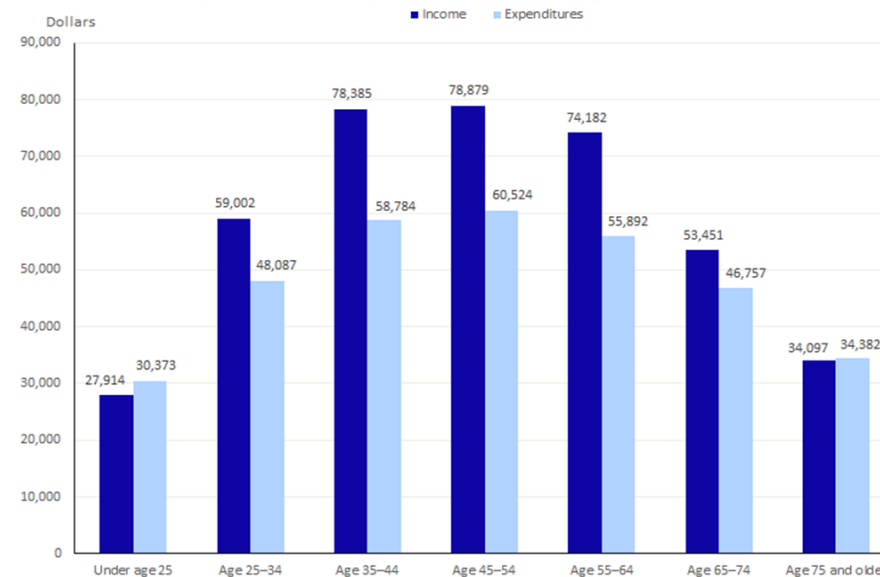


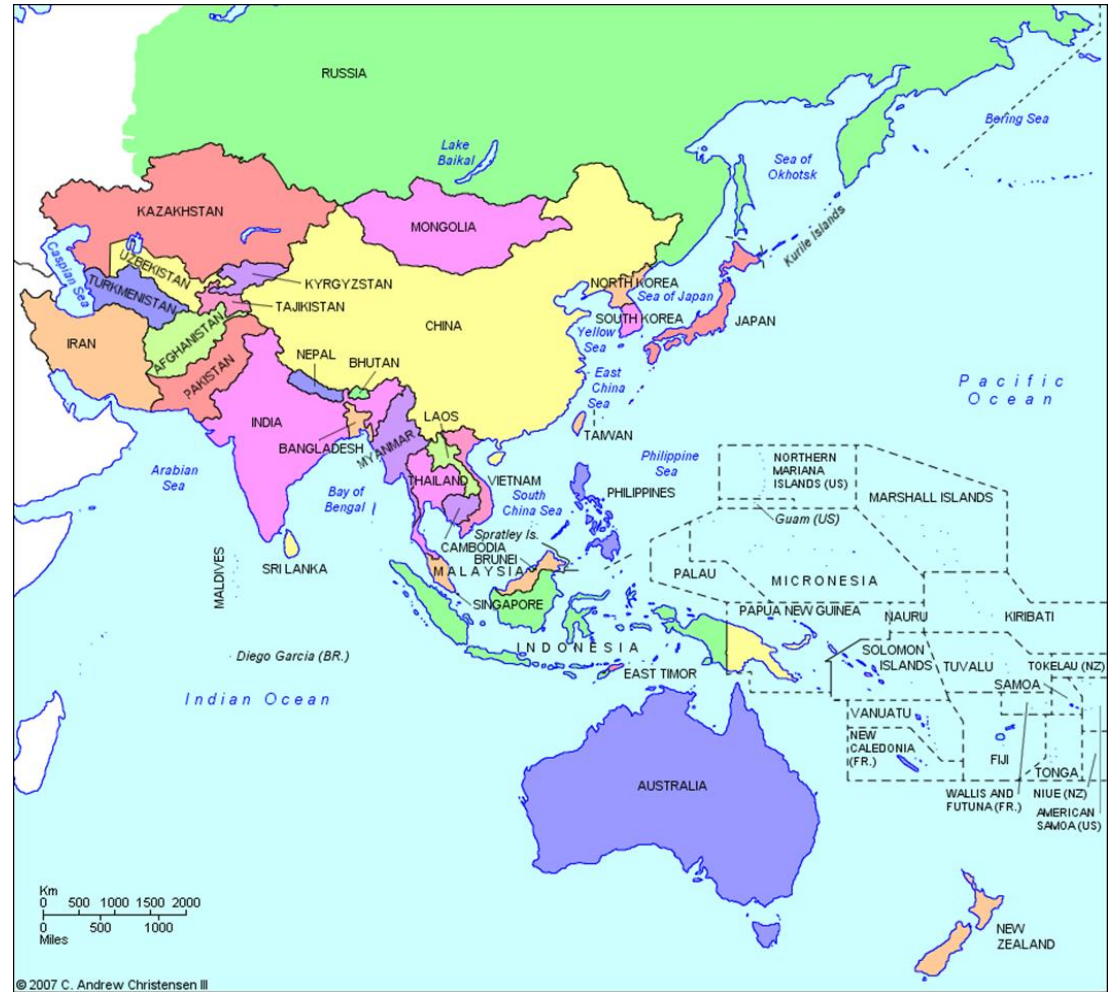
INDIA GOVERNMENT

Council of States Upper House	400	788
House of People (Lok Sabha)	410	245
	390	543



Income and expenditures, by age of reference person





NATIONS	Level on Map of Consciousness MoC 2021	Population 2021	Life Expectancy Years 2021	Medium Age of Population 2021	Political Rights & Civil Liberties 2021	Human Develop- ment Index 2021	Happiness Index 2021	Education Index 2019	Per Capita Income IMF USD PPP 2021
Australia	410	25,500,000	83.9	38.7	97 free	0.944	7.2	0.924	\$55,000
Bougainville (independ)	220	300,000	59.6	19.9					1,100
Cook Islands	280	17,500	76.9	36.5					16,700
Fed States Micronesia	370	550,000	68.3	25.1	92 free	0.620		0.581	4,100
Fiji	350	990,000	67.9	28.9	60 partly free	0.743		0.764	12,300
Guam	380	169,000	80.7	29.0					37,700
Kiribati	280	120,000	69.2	24.6	93 free	0.630		0.594	2,240
Marshall Is	300	60,000	65.2	22.9	93 free	0.704		0.707	3,770
Nauru	280	10,800	68.4	26.4	77 free				10,000
New Caledonia	280	286,000	78.2	32.0					31,100
New Zealand	405	4,850,000	82.8	37.9	99 free	0.931	7.3	0.926	44,200
Norfolk Island	380	1,750	82.0						32,000
Northern Marian Is	300	57,500	76.3	33.6					20,700
Niue	300	1,600	73.7						5,800
Palau	300	18,100	69.1	33.4	92 free	0.826		0.855	13,000
Papua New Guinea	220	9,000,000	65.2	23.1	62 partly free	0.555	5.0	0.439	4,000
Samoa	240	198,000	73.8	24.4	81 free	0.715		0.713	5,300
Solomon Islands	220	690,000	73.4	22.5	79 free	0.567		0.474	2,480
Tonga	310	106,000	71.3	23.0	79 free	0.725		0.775	6,200
Tuvalu	280	11,200	70.2	25.7	93 free				4,670
Vanuatu	305	307,000	71.0	22.0	82 free	0.609		0.561	2,650
AUSTRALIAN Parliament	380	227							
SENATE (upper house)	380	76							
REPRESENTATIVES	380	151							

NATIONS	Level on Map of Consciousness MoC 2021	Population 2021	Life Expectancy Years 2021	Medium Age of Population 2021	Political Rights & Civil Liberties 2021	Human Develop- ment Index 2021	Happiness Index 2021	Education Index 2019	Per Capita Income IMF USD PPP 2021
NORTH AMERICA									
Canada	415	37,750,000	83.0	42.2	98 free	0.929	7.1	0.894	\$51,700
Greenland	380	57,000	70.6	33.9					41,800
Mexico	300	129,000,000	75.4	28.3	61 partly free	0.779	6.3	0.703	20,300
United States America	405	331,000,000	79.1	38.1	83 free	0.926	7.0	0.900	68,300
USA CONGRESS	380	535							
SENATE	365	100							
HOUSE of REPRESENTATIVES	390	435							
CENTRAL AMERICA									
Belize	335	400,000	75.1	22.7	87 free	0.716		0.695	\$6,150
Costa Rica	325	5,100,000	80.9	31.3	91 free	0.810	7.1	0.726	20,700
El Salvador	320	6,500,000	74.1	27.1	63 partly free	0.673	6.1	0.555	8,900
Guatemala	310	18,000,000	75.1	22.1	52 partly free	0.663	6.4	0.519	8,650
Honduras	280	10,000,000	75.9	23.0	44 partly free	0.634	5.9	0.499	5,700
Nicaragua	285	6,650,000	75.2	25.7	30 not free	0.660	6.0	0.573	5,650
Panama	310	4,300,000	79.1	29.2	83 free	0.815	6.3	0.700	30,400
NATIONS of the WORLD									
NATIONS	Level on Map of Consciousness MoC 2021	Population 2021	Life Expectancy Years 2021	Medium Age of Population 2021	Political Rights & Civil Liberties 2021	Human Develop- ment Index 2021	Happiness Index 2021	Education Index 2019	Per Capita Income IMF USD PPP 2021
CARIBBEAN (consists of 13 countries and 15 dependent territories)									
						https://en.wikipedia.org/wiki/List_of_Caribbean_countries_by_population			
Antigua and Barbuda	300	97,000	77.5	31.9				0.665	18,125
Bahamas	370	400,000	74.3	32.0	91 free	0.814		0.740	34,000
Barbados	360	290,000	79.6	38.6	95 free	0.814		0.782	14,300
Bermuda (Atlantic territory UK)	350	62,000	81.9	43.4					85,300
Cuba	280	11,350,000	79.2	41.5	13 not free	0.783		0.790	12,300
Dominica	290	72,000	77.4	33.5				0.632	11,250
Domician Republic	290	10,850,000	74.7	28.1	67 partly free	0.756	5.5	0.666	11,250
Grenada	280	112,000	72.6	31.5				0.770	15,400
Guadeloupe (territory France)	290	400,000	82.7	43.7					25,000

Haiti	80	11,400,000	65.0	23.0	37 partly free	0.510	3.6	0.456	2,960
Jamaica	310	3,000,000	74.9	26.0	80 free	0.734	6.3	0.689	10,300
Puerto Rico (territory USA)	250	2,900,000	80.7	41.5	free				36,000
St Kitts and Nevis	270	54,000	74.5	35.0	89 free	0.779		0.673	24,200
St Lucia	280	183,000	76.7	33.5				0.672	14,000
St Vincent and the Grenadines	260	111,000	73.0	33.6				0.684	12,800
Trinidad and Tobago	300	1,400,000	73.9	36.0	82 free	0.796		0.728	25,900
CARIBBEAN	280	44,000,000							

NORTH AMERICA MAP



Caribbean



NATIONS	Level on Map of Consciousness MoC 2021	Population 2021	Life Expectancy Years 2021	Medium Age of Population 2021	Political Rights & Civil Liberties 2021	Human Development Index 2021	Happiness Index 2021	Education Index 2019	Per Capita Income IMF USD PPP 2021	
SOUTH AMERICA										
Argentina	285	45,200,000	77.2	31.7	84 free	0.845	5.9	0.855	\$22,150	
Bolivia	300	11,700,000	72.4	24.3	66 partly free	0.718	5.7	0.695	8,850	
Brazil	300	212,500,000	76.6	32.6	74 free	0.765	6.3	0.694	15,650	
Chile	360	19,100,000	80.7	34.4	93 free	0.851	6.2	0.810	25,000	
Colombia	350	50,900,000	77.9	30.0	65 partly free	0.767	6.0	0.657	15,200	
Ecuador	350	17,650,000	77.7	27.7	67 partly free	0.759	5.8	0.702	11,350	
Falkland Islands	310	3,500	77.9						70,800	
French Guiana	300	300,000	80.5	25.1					17,100	
Guyana	320	790,000	70.3	26.2	73 free	0.682		0.601	23,300	
Paraguay	300	7,150,000	74.6	28.2	65 partly free	0.728	5.7	0.638	13,500	
Peru	280	33,000,000	77.4	28.0	71 partly free	0.777	5.8	0.740	13,000	
Suriname	290	590,000	72.1	29.8	79 free	0.738		0.675	14,700	
Uruguay	280	3,500,000	78.4	35.0	98 free	0.817	6.4	0.765	23,500	
Venezuela	190	28,500,000	72.3	28.3	14 not free	0.711	4.9	0.700	5,200	
SOUTH AMERICA	300	430,883,500								
WORLD	220	7,910,000,000	73.3	30.7					\$17,110	
							No. Nations			
Map of Consciousness	Truth vs Falsehood by Dr David R Hawkins + additional calibrations							88		
Population 2021	https://www.worldometers.info/world-population/population-by-country/							235		
Life Expectancy 2020	https://www.worldometers.info/demographics/life-expectancy/							193		
Median Age of Population	https://worldpopulationreview.com/country-rankings/median-age									
Political Rights & Civil Liberties	https://freedomhouse.org/countries/freedom-world/scores							210		
Human Development Index	https://worldpopulationreview.com/country-rankings/developed-countries									
Happiness Index	https://www.visualcapitalist.com/mapped-global-happiness-levels-in-2021/									
Education Index	http://hdr.undp.org/en/indicators/103706							185		
Per Capita Income 2021	https://en.wikipedia.org/wiki/List_of_countries_by_GDP_(PPP)_per_capita							226		
Urban Population in Slums 2020	https://www.worldatlas.com/articles/how-many-countries-are-in-oceania.html									
	https://data.unhabitat.org/pages/housing-slums-and-informal-settlements							110		

Note:
 The Map of Consciousness (MoC) table is based on the common log of 10. It is not a numeric table.
 A calibration increase of 1 point is in fact a 10 fold increase in energy.
 A calibration increase of 10 points is in fact a 10,000,000,000 fold increase in energy.
 Thus the energy differentials are in fact enormous!



Freedom in the World 2014 Findings

Freedom Status	Country Breakdown	Population Breakdown
FREE	88 (45%)	2,826,850,000 (40%)
PARTLY FREE	59 (30%)	1,822,000,000 (25%)
NOT FREE	48 (25%)	2,467,900,000 (35%)
TOTAL	195	7,116,750,000

The Map of Freedom reflects the findings of Freedom in the World 2014, which rates the level of political rights and civil liberties in 195 countries and 14 related and disputed territories during 2013. Based on these ratings, countries are divided into three categories: Free, Partly Free, and Not Free.

A Free country is one where there is broad scope for open political competition, a climate of respect for civil liberties, significant independent civic life, and independent media. Partly Free countries are characterised by some restrictions on political rights and civil liberties, often in a context of corruption, weak rule of law, ethnic strife, or civil war. A Not Free country is one where basic political rights are absent, and basic civil liberties are widely and systematically denied.

<http://freedomhouse.org/sites/default/files/MapofFreedom2014.pdf>

<https://freedomhouse.org/countries/freedom-world/scores>

MAP of CONSCIOUSNESS, NATIONS in GROUPINGS by 100s:

NATIONS of the WORLD		WORLDWIDE relationship of MoC calibration with Life Experiences								
MoC	NATIONS	Level on Map of Consciousness MoC 2021	Population 2021	Life Expectancy Years 2021	Medium Age of Population 2021	Political Rights & Civil Liberties 2021	Human Develop- ment Index 2021	Happiness Index 2021	Education Index 2019	Per Capita Income IMF USD PPP 2021
400s	Australia	410	25,500,000	83.9	38.7	97 free	0.944	7.2	0.924	\$55,000
	Belgium	410	11,600,000	82.2	41.4	96 free	0.931		0.902	54,000
	Canada	415	37,750,000	83.0	42.2	98 free	0.929	7.1	0.894	\$51,700
	Cyprus	404	1,200,000	81.5	36.8	94 free	0.887	6.2	0.827	41,600
	Denmark	421	5,800,000	81.4	42.2	97 free	0.940	7.6	0.920	61,500
	Estonia	410	1,330,000	79.2	42.7	94 free	0.892		0.882	39,800
	Finland	400	5,600,000	82.5	42.5	100 free	0.938	7.8	0.927	52,000
	Germany	400	84,000,000	81.9	47.1	94 free	0.947	7.2	0.943	57,000
	Hong Kong	400	7,500,000	85.3	44.4	52 partly free	0.949		0.880	62,800
	Hungary	404	9,700,000	77.3	42.3	69 partly free	0.854		0.821	35,100
	Ireland	405	5,000,000	82.8	36.8	97 free	0.955	7.1	0.922	99,200
	Liechtenstein	400	38,300	83.0	43.2	90 free	0.919		0.832	180,400
	Netherlands	405	17,200,000	82.8	42.6	98 free	0.944	7.5	0.914	60,500
	Montenegro	400	630,000	77.4	40.7	63 partly free	0.829		0.803	21,400
	New Zealand	405	4,850,000	82.8	37.9	99 free	0.931	7.3	0.926	44,200
	Norway	400	5,420,000	82.9	39.2	100 free	0.957	7.4	0.930	69,200
	San Marino	400	61,500	85.4	44.4	93 free				60,300
	Singapore	405	5,850,000	84.1	34.6	48 partly free	0.938	6.4	0.844	102,700
	South Korea	400	51,300,000	83.5	41.8	83 free	0.916	5.8	0.865	47,000
	Switzerland	400	8,660,000	84.3	42.4	96 free	0.955	7.6	0.900	75,900
United Kingdom	420	68,000,000	81.8	40.5	93 free	0.932	7.1	0.928	47,100	
United States America	405	331,000,000	79.1	38.1	83 free	0.926	7.0	0.900	68,300	
		22								
	400s upwards average	405	687,989,800	82.2	41.0		0.924	7.1	0.890	\$63,032

NATIONS of the WORLD		WORLDWIDE relationship of MoC calibration with Life Experiences								
MoC	NATIONS	Level on Map of Consciousness MoC 2021	Population 2021	Life Expectancy Years 2021	Medium Age of Population 2021	Political Rights & Civil Liberties 2021	Human Development Index 2021	Happiness Index 2021	Education Index 2019	Per Capita Income IMF USD PPP 2021
300s	Albania	395	2,900,000	79.0	32.9	66 partly free	0.795		0.746	15,250
	Antigua and Barbuda	300	97,000	77.5	31.9				0.665	18,125
	Austria	394	9,000,000	82.1	44.0	93 free	0.922	7.3	0.865	\$57,900
	Bahamas	370	400,000	74.3	32.0	91 free	0.814		0.740	34,000
	Bahrain	340	1,700,000	77.7	32.3	12 mot free	0.852	6.6	0.769	\$50,300
	Barbados	360	290,000	79.6	38.6	95 free	0.814		0.782	14,300
	Belarus	379	9,450,000	75.2	40.0	11 not free	0.823	5.5	0.838	20,600
	Belize	335	400,000	75.1	22.7	87 free	0.716		0.695	\$6,150
	Bermuda (Atlantic territory UK)	350	62,000	81.9	43.4					85,300
	Bolivia	300	11,700,000	72.4	24.3	66 partly free	0.718	5.7	0.695	8,850
	Brazil	300	212,500,000	76.6	32.6	74 free	0.765	6.3	0.694	15,650
	Bulgaria	394	7,000,000	75.5	42.7	78 free	0.816		0.779	25,500
	Chile	360	19,100,000	80.7	34.4	93 free	0.851	6.2	0.810	25,000
	China	305	1,440,000,000	77.5	37.4	9 not free	0.761	5.3		18,950
	Colombia	350	50,900,000	77.9	30.0	65 partly free	0.767	6.0	0.657	15,200
	Costa Rica	325	5,100,000	80.9	31.3	91 free	0.810	7.1	0.726	20,700
	Croatia	390	4,100,000	79.0	43.0	85 free	0.851	5.9	0.805	30,000
	Corsica	386	340,000	86.4						34,000
	Czech Republic	392	10,700,000	79.9	42.1	91 free		7.0	0.890	43,000
	Ecuador	350	17,650,000	77.7	27.7	67 partly free	0.759	5.8	0.702	11,350
	Egypt	350	102,000,000	72.5	23.9	18 not free	0.707	4.3	0.618	13,100
	El Salvador	320	6,500,000	74.1	27.1	63 partly free	0.673	6.1	0.555	8,900
	Falkland Islands	310	3,500	77.9						70,800
	Fed States Micronesia	370	550,000	68.3	25.1	92 free	0.620		0.581	4,100
	Fiji	350	990,000	67.9	28.9	60 partly free	0.743		0.764	12,300
	France	310	65,300,000	83.1	41.4	90 free	0.901	6.7	0.817	49,500
	French Guiana	300	300,000	80.5	25.1					17,100
	Georgia	397	4,000,000	74.2	38.1	60 partly free	0.812		0.862	15,700
	Greece	300	10,450,000	82.8	44.5	87 free	0.888	5.7	0.849	30,500
	Greenland	380	57,000	70.6	33.9					41,800
	Guam	380	169,000	80.7	29.0					37,700
	Guatemala	310	18,000,000	75.1	22.1	52 partly free	0.663	6.4	0.519	8,650
	Guyana	320	790,000	70.3	26.2	73 free	0.682		0.601	23,300

Holy See	380	801	77.5						21,200
India	370	1,380,000,000	70.4	28.1	67 partly free	0.645	3.8	0.555	7,350
India Kashmir					27 not free				
Italy	380	60,500,000	84.0	45.5	90 free	0.892	6.5	0.793	43,400
Jamaica	310	3,000,000	74.9	26.0	80 free	0.734	6.3	0.689	10,300
Japan	355	126,500,000	85.0	47.3	96 free	0.919	5.9	0.851	44,600
Latvia	385	1,900,000	75.7	43.6	89 free	0.866		0.883	33,400
Lithuania	390	2,750,000	76.4	43.7	90 free	0.882		0.898	40,800
Luxembourg	385	626,000	82.8	39.3	97 free	0.916		0.806	122,700
Macao	300	650,000	84.7	39.3					90,600
Macedonia North	384	2,100,000	76.3		66 partly free	0.774		0.704	17,700
Maldives	310	540,000	79.9	28.2	40 partly free	0.740		0.573	23,300
Malta	390	440,000	83.1	41.8	90 free	0.895	6.6	0.825	45,000
Marshall Is	300	60,000	65.2	22.9	93 free	0.704		0.707	3,770
Mexico	300	129,000,000	75.4	28.3	61 partly free	0.779	6.3	0.703	20,300
Moldova	388	4,050,000	72.3	36.7	61 partly free	0.750		0.711	13,900
Monaco	365	39,650	86.6	53.1	83 free				185,750
Norfolk Island	380	1,750	82.0						32,000
Northern Marian Is	300	57,500	76.3	33.6					20,700
Niue	300	1,600	73.7						5,800
Palau	300	18,100	69.1	33.4	92 free	0.826		0.855	13,000
Panama	310	4,300,000	79.1	29.2	83 free	0.815	6.3	0.700	30,400
Paraguay	300	7,150,000	74.6	28.2	65 partly free	0.728	5.7	0.638	13,500
Portugal	300	10,200,000	82.7	42.2	96 free	0.864	5.9	0.768	36,100
Romania	395	19,300,000	76.5	41.1	83 free	0.828	6.1	0.765	33,000
Russia	320	146,000,000	73.0	39.6	20 not free	0.824	5.5	0.823	29,500
Sardinia (Italy)	385	1,640,000	82.6		free				24,000
Serbia	394	8,750,000	76.5	42.6	64 partly free	0.806		0.783	20,600
Seychelles	340	98,500	73.7	35.4	77 free	0.796		0.726	26,100
Sicily (Italy)	370	5,000,000	78.0		free				19,000
Slovakia	380	5,460,000	78.0	40.5	90 free	0.860		0.826	34,800
Slovenia	389	2,100,000	81.9	44.5	95 free	0.917		0.910	40,800
Spain	300	46,800,000	84.0	42.7	90 free	0.904	6.5	0.831	41,550
Sweden	385	10,100,000	83.3	41.2	100 free	0.945	7.4	0.918	55,600
Thailand	380	69,800,000	77.7	37.7	30 not free	0.777	6.0	0.682	19,000
Timor-Leste (East Timor)	310	1,320,000	70.2	18.9	72 free	0.606		0.510	3,120
Tonga	310	106,000	71.3	23.0	79 free	0.725		0.775	6,200
Trinidad and Tobago	300	1,400,000	73.9	36.0	82 free	0.796		0.728	25,900
Vanuatu	305	307,000	71.0	22.0	82 free	0.609		0.561	2,650

		71								
300s – 399 average		343	4,064,565,401	77.2	34.7		0.794	6.1	0.741	\$30,154
NATIONS		Level on Map of Consciousness MoC 2021	Population 2021	Life Expectancy Years 2021	Medium Age of Population 2021	Political Rights & Civil Liberties 2021	Human Develop- ment Index 2021	Happiness Index 2021	Education Index 2019	Per Capita Income IMF USD PPP 2021
200s	Argentina	285	45,200,000	77.2	31.7	84 free	0.845	5.9	0.855	\$22,150
	Bangladesh	230	165,000,000	73.6	26.7	39 partly free	0.632	5.0	0.529	5,800
	Bhutan	200	775,000	72.8	27.6	61 partly free	0.654		0.496	12,000
	Bougainville (independ)	220	300,000	59.6	19.9					1,100
	Brunei	280	440,000	76.4	30.2	28 not free			0.702	64,400
	Cambodia	260	16,750,000	70.5	25.3	24 not free	0.594		0.484	4,930
	Cook Islands	280	17,500	76.9	36.5					16,700
	Cuba	280	11,350,000	79.2	41.5	13 not free	0.783		0.790	12,300
	Djibouti	290	990,000	67.9	23.9	24 not free	0.524		0.325	5,300
	Dominica	290	72,000	77.4	33.5				0.632	11,250
	Domician Republic	290	10,850,000	74.7	28.1	67 partly free	0.756	5.5	0.666	11,250
	Equatorial Guinea	200	1,400,000	59.8	19.8	63 partly free	0.592		0.467	18,200
	Grenada	280	112,000	72.6	31.5				0.770	15,400
	Guadeloupe (territory France)	290	400,000	82.7	43.7					25,000
	Honduras	280	10,000,000	75.9	23.0	44 partly free	0.634	5.9	0.499	5,700
	Iceland	255	340,000	83.5	36.5	94 free	0.949		0.926	58,150
	Indonesia	215	273,500,000	72.3	30.2	59 partly free	0.718	5.3	0.650	12,900
	Kiribati	280	120,000	69.2	24.6	93 free	0.630		0.594	2,240
	Laos	240	7,300,000	68.9	23.0	13 not free	0.613		0.481	8,500
	Lesotho	240	2,150,000	55.7	24.2	43 partly free	0.527		0.532	2,830
	Liberia	200	5,100,000	65.0	17.8	60 partly free	0.480	4.6	0.426	1,600
	Malaysia	290	32,400,000	76.7	28.5	51 partly free	0.810	5.4	0.726	29,300
	Manchuria (China)	200	40,000,000	71.0		not free				19,200
	Mauritius	200	1,300,000	75.5	35.3	87 free	0.804		0.736	22,000
	Morocco	245	37,000,000	77.4	29.3	37 partly free	0.686	4.9	0.569	8,050
	Nauru	280	10,800	68.4	26.4	77 free				10,000
	Nepal	205	29,150,000	71.7	24.1	56 partly free	0.602		0.521	4,200
	New Caledonia	280	286,000	78.2	32.0					31,100
	Nicaragua	285	6,650,000	75.2	25.7	30 not free	0.660	6.0	0.573	5,650

Papua New Guinea	220	9,000,000	65.2	23.1	62 partly free	0.555	5.0	0.439	4,000
Peru	280	33,000,000	77.4	28.0	71 partly free	0.777	5.8	0.740	13,000
Philippines	270	110,000,000	71.7	23.5	56 partly free	0.718	5.9	0.678	9,100
Puerto Rico (territory USA)	250	2,900,000	80.7	41.5	free				36,000
Qatar	235	3,000,000	80.7	33.2	25 not free	0.848		0.659	97,300
Samoa	240	198,000	73.8	24.4	81 free	0.715		0.713	5,300
Senegal	200	16,750,000	68.9	18.8	71 partly free	0.512	5.1	0.345	3,625
Solomon Islands	220	690,000	73.4	22.5	79 free	0.567		0.474	2,480
St Kitts and Nevis	270	54,000	74.5	35.0	89 free	0.779		0.673	24,200
St Lucia	280	183,000	76.7	33.5				0.672	14,000
St Vincent and the Grenadines	260	111,000	73.0	33.6				0.684	12,800
Suriname	290	590,000	72.1	29.8	79 free	0.738		0.675	14,700
Swaziland / Eswatini	280	1,160,000	61.1	21.7	19 not free	0.611	4.3	0.557	9,150
Taiwan	295	23,800,000	81.0	40.7	94 free		6.6		57,900
Tajikistan	280	9,550,000	71.8	17.7	8 not free	0.668		0.682	3,860
Tanzania	210	59,750,000	66.4	17.7	34 partly free	0.529	3.6	0.429	2,860
Tibet	279	3,500,000	71.1		1 not free				7,800
Togo	215	8,300,000	62.1	19.8	43 partly free	0.515	4.1	0.517	2,260
Turkey	245	84,400,000	78.5	30.9	32 not free	0.820	4.9	0.731	32,300
Tuvalu	280	11,200	70.2	25.7	93 free				4,670
Uruguay	280	3,500,000	78.4	35.0	98 free	0.817	6.4	0.765	23,500
200s – 299 average	251	1,069,410,500	72.7	28.3		0.676	5.3	0.610	\$16,560

50

NATIONS		Level on Map of Consciousness MoC 2021	Population 2021	Life Expectancy Years 2021	Medium Age of Population 2021	Political Rights & Civil Liberties 2021	Human Develop- ment Index 2021	Happiness Index 2021	Education Index 2019	Per Capita Income IMF USD PPP 2021
High	Armenia	180	3,000,000	75.6	35.1	55 partly free	0.776		0.740	13,600
100s	Azerbaijan	190	10,150,000	73.3	32.3	10 not free	0.756		0.711	14,900
	Bosnia & Herzegovina	180	3,300,000	78.0	42.1	53 partly free	0.780		0.711	16,000
	Cameroon	150	26,600,000	60.3	18.5	16 not free	0.563	5.1	0.547	3,750
	Eritrea	180	3,550,000	67.5	19.7	2 not free	0.459		0.269	1,860
	Gabon	170	2,250,000	67.0	18.6	22 not free	0.706	4.9	0.650	16,200
	Gambia	195	2,420,000	63.3	21.0	46 partly free	0.496	5.1	0.406	2,385
	Ghana	190	31,100,000	64.9	21.1	82 free	0.611	5.1	0.563	6,000

Guinea	190	13,150,000	62.6	18.9	38 partly free	0.477	5.0	0.354	2,730
Guinea-Bissau	175	2,000,000	59.4	20.1	44 partly free	0.480		0.414	2,410
Iran	190	84,000,000	77.3	30.3	16 not free	0.783	4.7	0.756	13,500
Israel	190	8,660,000	83.5	29.9	76 free	0.919	7.2	0.883	42,600
Jordan	185	10,200,000	75.0	22.5	34 not free	0.729	4.4	0.667	10,600
Kenya	180	53,800,000	67.5	19.7	48 partly free	0.601	4.6	0.534	5,300
Kuwait	190	4,300,000	75.9	29.3	37 partly free	0.806		0.638	41,500
Kyrgystan	160	6,500,000	72.0	26.5	28 not free	0.697		0.730	5,350
Malawi	180	19,150,000	65.6	16.5	66 partly free	0.483		0.470	1,005
Mongolia	175	3,300,000	69.9	28.3	84 free	0.737	5.7	0.736	12,450
Mozambique	180	31,250,000	62.1	17.2	43 partly free	0.456	4.8	0.395	1,300
Myanmar (Burma)	155	54,400,000	67.8	28.2	28 not free	0.583	4.4	0.464	4,850
Niger	185	24,200,000	63.6	15.4	48 partly free	0.394	5.1	0.249	1,320
North Korea	175	25,800,000	72.9	34.0	3 not free				1,700
Reunion	190	900,000	81.6						23,500
Palestine (West Bank) Gaza Strip	185	5,100,000	74.6		25 not free	0.708	4.5	0.678	5,700
Poland	195	38,000,000	79.3	40.7	82 free	0.880	6.2	0.869	36,000
Saudi Arabia	175	35,000,000	75.7	27.5	7 not free	0.854	6.5	0.789	48,100
Sierra Leone	190	8,000,000	55.9	19.0	65 partly free	0.452	3.8	0.406	1,770
South Africa	190	60,000,000	64.9	27.1	79 free	0.709	5.0	0.724	12,450
Sri Lanka	165	21,400,000	77.6	32.8	56 partly free	0.782	4.3	0.746	13,900
Syria	160	17,500,000	76.1	24.3	1 not free	0.567		0.416	6,400
Tunisia	175	11,800,000	77.4	31.6	71 free	0.740	4.6	0.661	10,600
Turkmenistan	150	6,000,000	68.6	27.9	2 not free	0.715	5.1	0.653	17,400
United Arab Emirates	180	9,900,000	78.5	30.3	17 not free	0.890	6.6	0.802	59,800
Uzbekistan	190	33,500,000	72.0	28.6	11 not free	0.720	6.2	0.729	7,850
Venezuela	190	28,500,000	72.3	28.3	14 not free	0.711	4.9	0.700	5,200
Western Sahara	170	600,000	71.1	21.1	4 not free				1,000
Yemen	160	30,000,000	66.4	19.5	11 not free	0.470	3.7	0.350	1,925
Zimbabwe	150	15,000,000	62.2	20.0	28 not free	0.571	3.1	0.587	2,700
150s – 199 average	174	744,280,000	70.5	25.7		0.659	5.0	0.600	\$12,516

	NATIONS	Level on Map of Consciousness MoC 2021	Population 2021	Life Expectancy Years 2021	Medium Age of Population 2021	Political Rights & Civil Liberties 2021	Human Develop-ment Index 2021	Happiness Index 2021	Education Index 2019	Per Capita Income IMF USD PPP 2021
Low										
100s	Botswana	145	2,350,000	69.9	24.5	72 free	0.735	3.5	0.676	18,100
	Burkina Faso	120	21,000,000	63.0	17.3	54 partly free	0.452	4.8	0.312	2,335
	Burundi	140	12,000,000	62.7	17.0	14 not free	0.433	3.8	0.417	772
	Cabo Verde	140	556,000	73.6	25.4	92 free			0.562	6,850
	Comoros	100	870,000	65.0	19.9	42 partly free	0.554		0.482	3,020
	Cote D' Ivoire	125	26,400,000	58.8	20.9	44 partly free	0.538	5.3	0.453	5,650
	Ethiopia	140	115,000,000	67.8	17.9	22 not free	0.485	4.3	0.341	2,975
	Iraq	120	40,250,000	71.1	20.0	29 not free	0.674	4.9	0.557	10,050
	Kazakhstan	105	18,800,000	73.9	30.6	23 not free	0.825	6.2	0.830	27,600
	Lebanon	130	6,850,000	79.3	30.5	43 partly free	0.744	4.6	0.604	11,600
	Madagascar	125	27,700,000	68.2	19.7	60 partly free	0.528	4.2	0.486	1,640
	Mali	105	20,250,000	60.5	15.8	33 not free	0.434	4.7	0.286	2,470
	Mauritania	115	4,650,000	65.6	20.5	35 partly free	0.546	4.2	0.396	6,000
	Namibia	100	2,550,000	64.9	21.2	77 free	0.646	4.6	0.584	9,550
	Pakistan	140	221,000,000	67.8	23.8	37 partly free	0.557		0.402	5,250
	Somalia	100	15,900,000	58.3	18.1	7 not free				940
	South Sudan	140	11,200,000	58.7	17.3	2 not free	0.433		0.307	825
	Sudan	110	43,850,000	66.1	19.9	17 not free	0.510		0.345	4,100
	Ukraine	140	43,750,000	72.5	40.6	60 partly free	0.779	4.9	0.799	13,950
	Vietnam	140	97,400,000	75.8	30.5	19 not free	0.704	5.4	0.630	11,700
	Zambia	110	18,400,000	64.7	16.8	52 partly free	0.584	4.1	0.557	3,330
		21								
	100s – 149 average	119	750,726,000	67.1	22.3		0.587	4.6	0.501	\$7,081

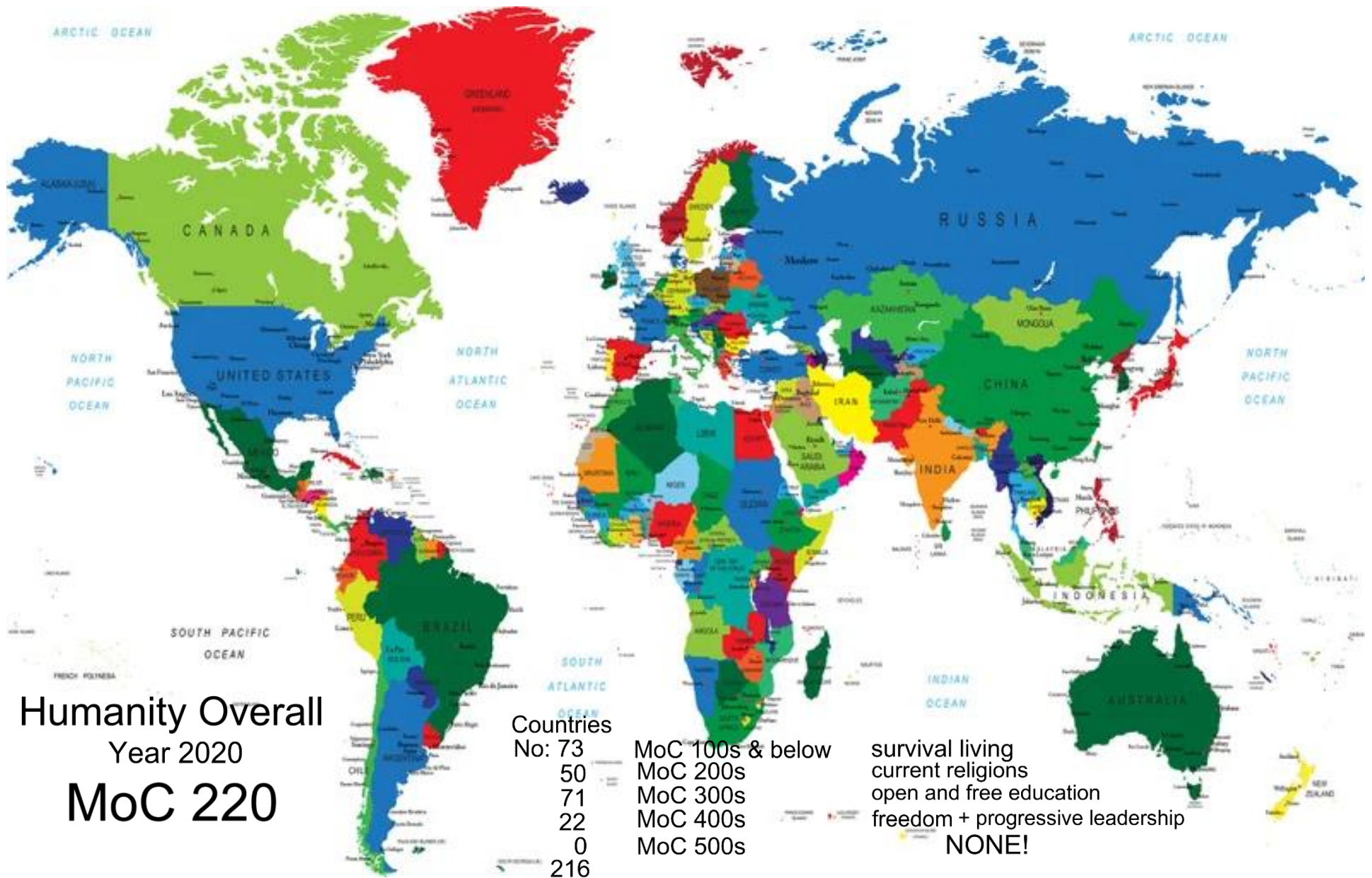
	NATIONS	Level on Map of Consciousness MoC 2021	Population 2021	Life Expectancy Years 2021	Medium Age of Population 2021	Political Rights & Civil Liberties 2021	Human Develop-ment Index 2021	Happine ss Index 2021	Education Index 2019	Per Capita Income IMF USD PPP 2021
Below										
100	Afghanistan	85	39,000,000	67.6	18.9	27 not free	0.511	2.5	0.414	\$2,475
	Algeria	90	43,850,000	77.5	28.1	32 not free	0.748	4.9	0.672	\$11,450
	Angola	50	33,000,000	62.2	15.9	31 not free	0.581		0.500	6,900

Benin	90	12,150,000	62.8	18.2	65 partly free	0.545	5.0	0.478	3,575
Central African Republic	80	4,850,000	54.4	19.7	9 not free	0.397		0.353	480
Chad	90	16,500,000	55.2	17.8	17 not free	0.398	4.4	0.288	1,620
Congo	70	5,500,000	65.2	19.7	20 not free	0.574	5.3	0.543	4,200
Dem Republic of Congo	40	89,600,000	61.6	18.6	20 not free	0.480		0.496	1,013
Haiti	80	11,400,000	65.0	23.0	37 partly free	0.510	3.6	0.456	2,960
Libya	95	6,880,000	73.4	28.9	9 not free	0.724	5.4	0.610	13,750
Nigeria	75	206,000,000	55.8	18.4	45 partly free	0.539	4.8	0.499	5,300
Rwanda	70	13,000,000	70.0	19.0	21 not free	0.543	3.4	0.458	2,460
Oman	90	5,100,000	78.6	25.6	23 not free	0.813		0.718	30,400
Uganda	90	45,750,000	64.4	15.8	34 not free	0.544	4.6	0.523	2,700
		14							
Below 100 average	74	532,580,000	65.3	20.5		0.565	4.4	0.501	\$6,377

MAP of CONSCIOUSNESS, NATIONS in GROUPINGS by 100s:

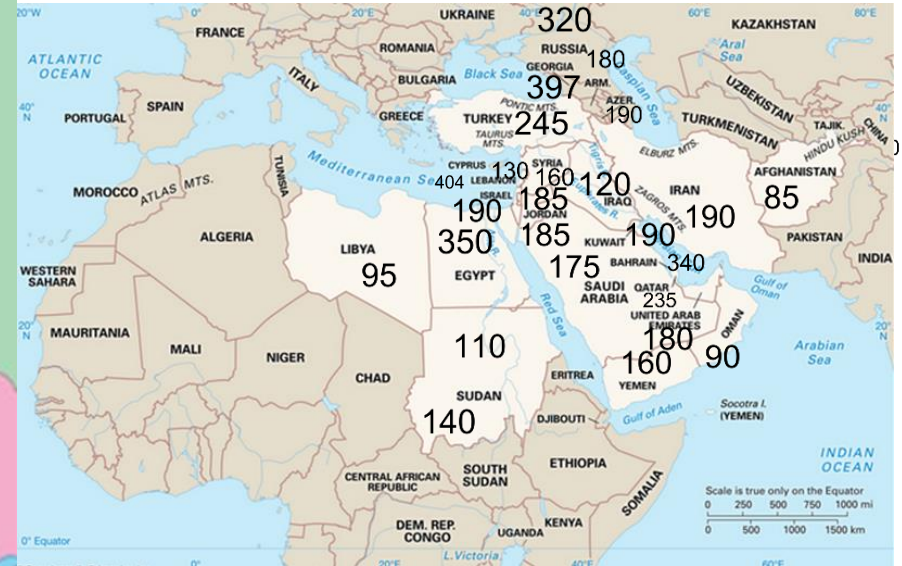
NATIONS	Level on Map of Consciousness MoC 2021	Population 2021	Life Expectancy Years 2021	Medium Age of Population 2021	Political Rights & Civil Liberties 2021	Human Develop- ment Index 2021	Happiness Index 2021	Education Index 2019	Per Capita Income IMF USD PPP 2021
WORLD	220	7,849,551,701	73.3	30.7					\$17,110
	Nations	216					No. Nations		
Map of Consciousness	Truth vs Falsehood by Dr David R Hawkins + additional calibrations						88		
Population 2021	https://www.worldometers.info/world-population/population-by-country/						235		
Life Expectancy 2020	https://www.worldometers.info/demographics/life-expectancy/						193		
Median Age of Population	https://worldpopulationreview.com/country-rankings/median-age								
Political Rights & Civil Liberties	https://freedomhouse.org/countries/freedom-world/scores						210		
Human Development Index	https://worldpopulationreview.com/country-rankings/developed-countries								
Happiness Index	https://www.visualcapitalist.com/mapped-global-happiness-levels-in-2021/								
Education Index	http://hdr.undp.org/en/indicators/103706						185		
Per Capita Income 2021	https://en.wikipedia.org/wiki/List_of_countries_by_GDP_(PPP)_per_capita						226		
Urban Population in Slums 2020	https://www.worldatlas.com/articles/how-many-countries-are-in-oceania.html https://data.unhabitat.org/pages/housing-slums-and-informal-settlements						110		

COUNTRY POPULATION calibrations based on Map of Consciousness MoC

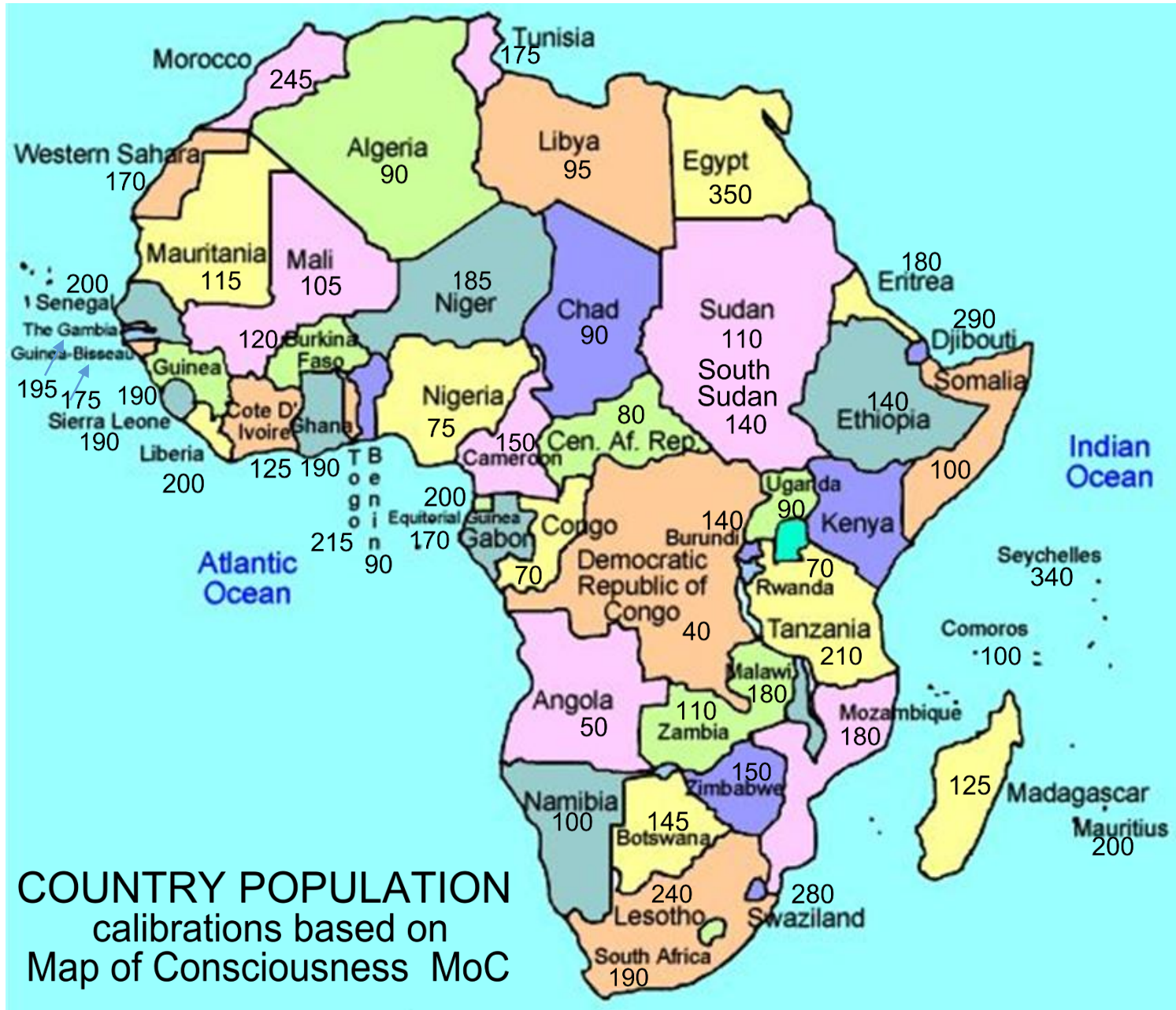




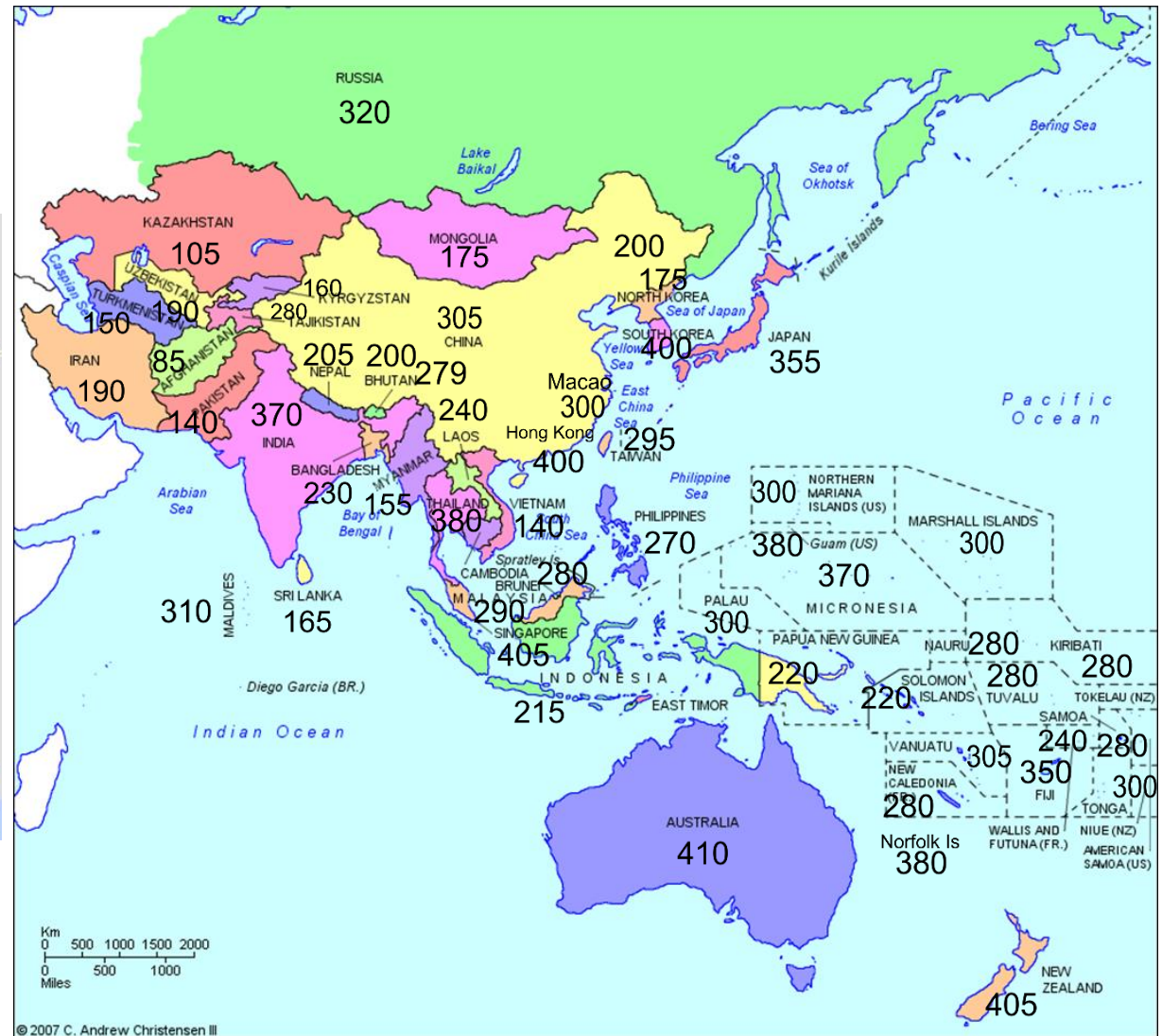
COUNTRY POPULATION calibrations based on Map of Consciousness MoC



More than 16 surveys support these MoC national calibrations. Refer Dr David R Hawkins: "Power vs Force" "Truth vs Falsehood"

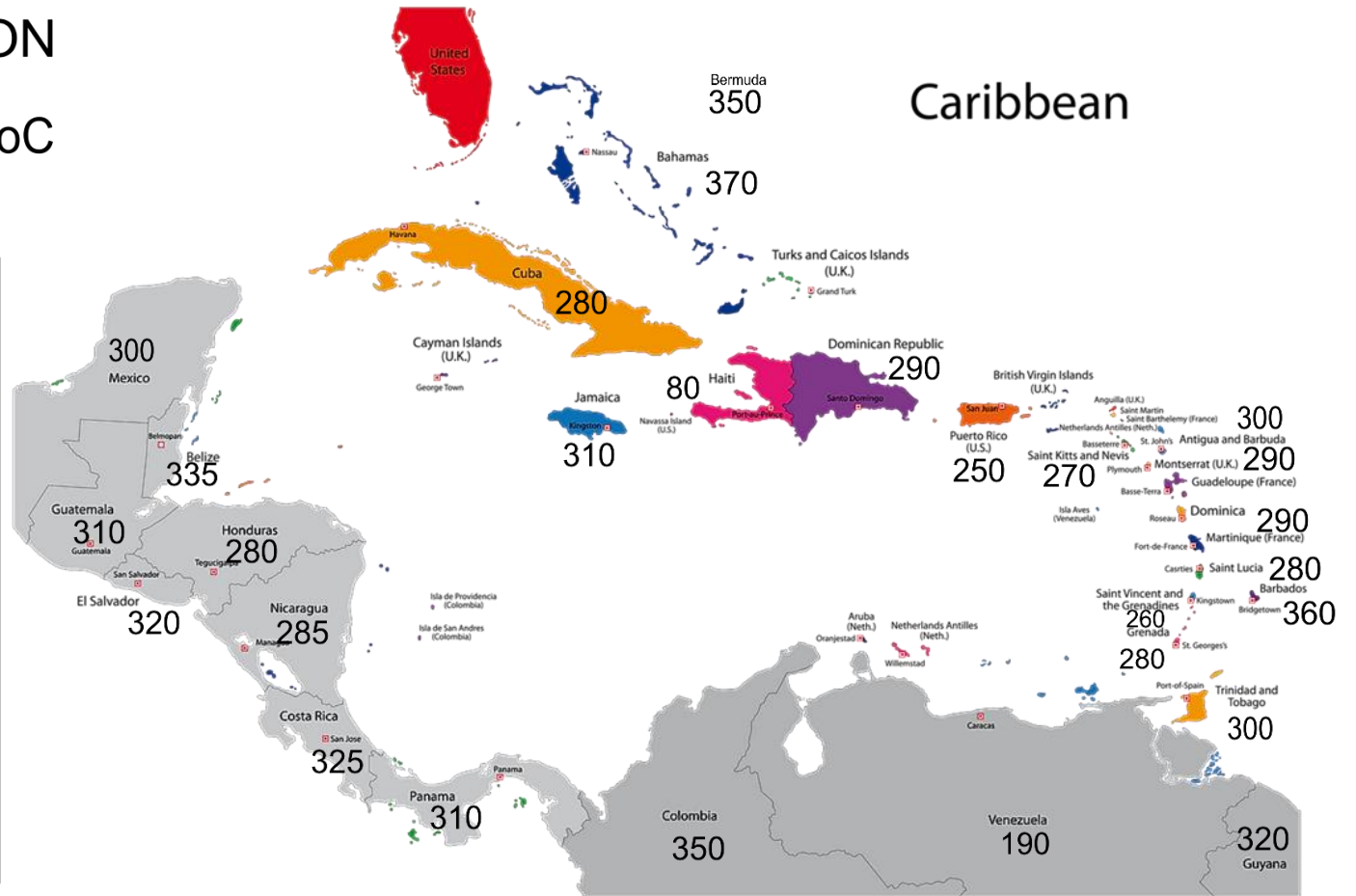
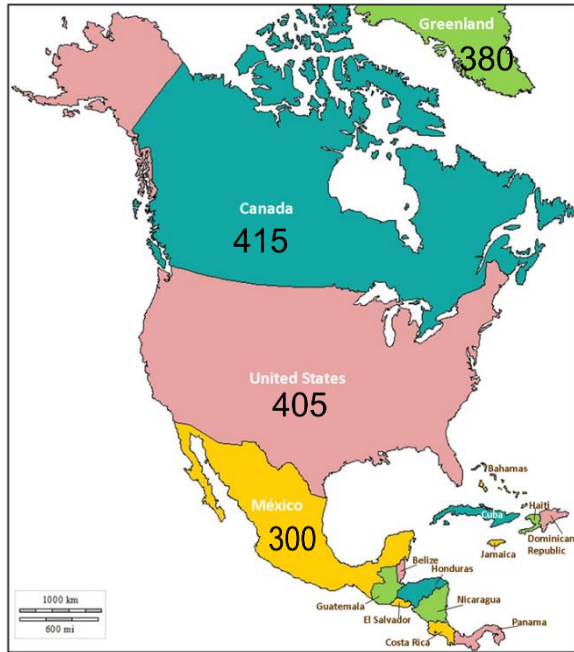


COUNTRY POPULATION calibrations based on Map of Consciousness MoC

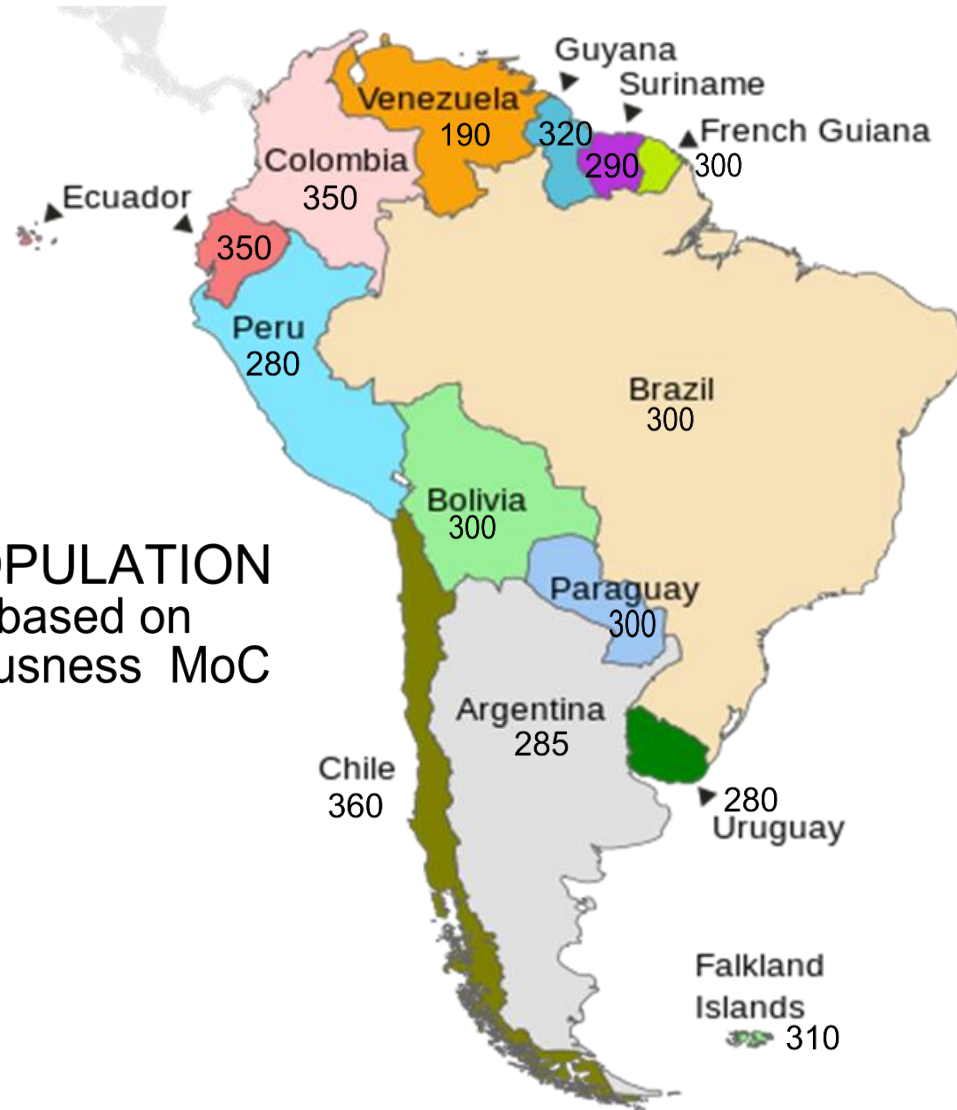


COUNTRY POPULATION calibrations based on Map of Consciousness MoC

NORTH AMERICA MAP



COUNTRY POPULATION
calibrations based on
Map of Consciousness MoC



MAP of CONSCIOUSNESS, NATIONS in GROUPINGS by 100s: + Slums, Teachers, Nurses, Doctors:

NATIONS of the WORLD		WORLDWIDE relationship of MoC calibration with Slums, Teachers, Nurses, Doctors:								
MoC	NATIONS	Level on Map of Consciousness MoC 2021	Population 2021	Life Expectancy Years 2021	Medium Age of Population 2021	Urban Population Living in Slums 2020	Pupil-Teacher ratio Primary	Nurses Midwives per 1,000 people	Doctors per 1,000 people	Per Capita Income IMF USD PPP 2021
400s	Australia	410	25,500,000	83.9	38.7	0.0%	18	14.8	4.1	\$55,000
	Belgium	410	11,600,000	82.2	41.4		11	20.5	6.3	54,000
	Canada	415	37,750,000	83.0	42.2		17	10.3	2.5	\$51,700
	Cyprus	404	1,200,000	81.5	36.8		12	4.6	5.4	41,600
	Denmark	421	5,800,000	81.4	42.2		11	10.5	4.3	61,500
	Estonia	410	1,330,000	79.2	42.7		11	11.2	3.9	39,800
	Finland	400	5,600,000	82.5	42.5		14	22.3	4.3	52,000
	Germany	400	84,000,000	81.9	47.1		12	12.3	4.5	57,000
	Hong Kong	400	7,500,000	85.3	44.4		13	4.1	1.3	62,800
	Hungary	404	9,700,000	77.3	42.3	7.2%	11	6.6	3.3	35,100
	Ireland	405	5,000,000	82.8	36.8	8.5%	16	14.9	4.1	99,200
	Liechtenstein	400	38,300	83.0	43.2		8	8.3	4.3	180,400
	Netherlands	405	17,200,000	82.8	42.6		12	11.3	3.8	60,500
	Montenegro	400	630,000	77.4	40.7	8.8%	18	5.7	2.8	21,400
	New Zealand	405	4,850,000	82.8	37.9	0.0%	15	11.4	3.5	44,200
	Norway	400	5,420,000	82.9	39.2		9	18.9	5.2	69,200
	San Marino	400	61,500	85.4	44.4		7	8.1	6.0	60,300
	Singapore	405	5,850,000	84.1	34.6		15	4.1	2.4	102,700
	South Korea	400	51,300,000	83.5	41.8		16	8.5	2.5	47,000
	Switzerland	400	8,660,000	84.3	42.4		10	18.7	4.4	75,900
United Kingdom	420	68,000,000	81.8	40.5		15	9.2	3.2	47,100	
United States America	405	331,000,000	79.1	38.1		14	12.5	3.6	68,300	
		22								
	400s upwards average	405	687,989,800	82.2	41.0	4.9%	13	11.3	3.9	\$63,032

NATIONS of the WORLD

WORLDWIDE relationship of MoC calibration with Slums, Teachers, Nurses, Doctors:

MoC	NATIONS	Level on Map of Consciousness MoC 2021	Population 2021	Life Expectancy Years 2021	Medium Age of Population 2021	Urban Population Living in Slums 2020	Pupil- Teacher ratio Primary	Nurses Midwives per 1,000 people	Doctors per 1,000 people	Per Capita Income IMF USD PPP 2021
300s	Albania	395	2,900,000	79.0	32.9	2.8%	18	5.8	1.9	15,250
	Antigua and Barbuda	300	97,000	77.5	31.9		12	9.6	2.9	18,125
	Austria	394	9,000,000	82.1	44.0	4.4%	10	10.8	5.5	\$57,900
	Bahamas	370	400,000	74.3	32.0		19	4.4	1.9	34,000
	Bahrain	340	1,700,000	77.7	32.3		12	2.3	0.8	\$50,300
	Barbados	360	290,000	79.6	38.6		14	3.1	2.5	14,300
	Belarus	379	9,450,000	75.2	40.0	2.3%	19	10.7	4.4	20,600
	Belize	335	400,000	75.1	22.7	15.7%	20	2.3	1.1	\$6,150
	Bermuda (Atlantic territory UK)	350	62,000	81.9	43.4		10	2.8	1.8	85,300
	Bolivia	300	11,700,000	72.4	24.3	46.6%	18	1.5	1.0	8,850
	Brazil	300	212,500,000	76.6	32.6	14.9%	20	5.5	2.1	15,650
	Bulgaria	394	7,000,000	75.5	42.7		15	4.7	4.2	25,500
	Chile	360	19,100,000	80.7	34.4	7.3%	18	4.6	3.0	25,000
	China	305	1,440,000,000	77.5	37.4		16	3.3	2.4	18,950
	Colombia	350	50,900,000	77.9	30.0	9.7%	23	1.4	2.4	15,200
	Costa Rica	325	5,100,000	80.9	31.3	3.5%	12	3.1	2.8	20,700
	Croatia	390	4,100,000	79.0	43.0		14	8.1	3.5	30,000
	Corsica	386	340,000	86.4			18	5.6	2.8	34,000
	Czech Republic	392	10,700,000	79.9	42.1		19	9.2	5.5	43,000
	Ecuador	350	17,650,000	77.7	27.7	57.8%	24	2.5	2.2	11,350
	Egypt	350	102,000,000	72.5	23.9	0.9%	24	1.8	0.7	13,100
	El Salvador	320	6,500,000	74.1	27.1	16.5%	27	2.6	2.9	8,900
	Falkland Islands	310	3,500	77.9			18	4.1	1.3	70,800
	Fed States Micronesia	370	550,000	68.3	25.1		23	4.1	1.0	4,100
	Fiji	350	990,000	67.9	28.9	9.4%	28	3.8	0.8	12,300
	France	310	65,300,000	83.1	41.4		18	12.2	3.3	49,500
	French Guiana	300	300,000	80.5	25.1		18	4.1	1.3	17,100
	Georgia	397	4,000,000	74.2	38.1	7.1%	9	5.9	5.4	15,700
	Greece	300	10,450,000	82.8	44.5		9	3.7	6.3	30,500
	Greenland	380	57,000	70.6	33.9		18	4.1	1.1	41,800
	Guam	380	169,000	80.7	29.0		20	4.1	1.1	37,700
	Guatemala	310	18,000,000	75.1	22.1	37.6%	20	2.3	1.3	8,650

Guyana	320	790,000	70.3	26.2	12.1%	23	3.5	1.4	23,300
Holy See	380	801	77.5						21,200
India	370	1,380,000,000	70.4	28.1	49.0%	33	1.7	0.7	7,350
India Kashmir									
Italy	380	60,500,000	84.0	45.5		11	6.6	4.1	43,400
Jamaica	310	3,000,000	74.9	26.0		25	1.0	0.6	10,300
Japan	355	126,500,000	85.0	47.3		16	12.4	2.6	44,600
Latvia	385	1,900,000	75.7	43.6		12	4.4	3.3	33,400
Lithuania	390	2,750,000	76.4	43.7		14	9.7	5.0	40,800
Luxembourg	385	626,000	82.8	39.3		8	12.1	3.0	122,700
Macao	300	650,000	84.7	39.3		13	4.1	1.6	90,600
Macedonia North	384	2,100,000	76.3			15	3.7	2.8	17,700
Maldives	310	540,000	79.9	28.2	34.8%	10	4.9	2.2	23,300
Malta	390	440,000	83.1	41.8		13	14.4	5.5	45,000
Marshall Is	300	60,000	65.2	22.9		17	4.2	0.5	3,770
Mexico	300	129,000,000	75.4	28.3	17.6%	27	3.0	2.4	20,300
Moldova	388	4,050,000	72.3	36.7	6.5%	18	6.1	4.1	13,900
Monaco	365	39,650	86.6	53.1		12	20.8	7.8	185,750
Norfolk Island	380	1,750	82.0			23	4.1	1.9	32,000
Northern Marian Is	300	57,500	76.3	33.6		23	4.1	1.9	20,700
Niue	300	1,600	73.7			23	4.1	1.9	5,800
Palau	300	18,100	69.1	33.4		16	6.5	1.8	13,000
Panama	310	4,300,000	79.1	29.2	16.3%	22	3.5	1.6	30,400
Paraguay	300	7,150,000	74.6	28.2	15.1%	24	1.8	3.2	13,500
Portugal	300	10,200,000	82.7	42.2		12	7.6	5.6	36,100
Romania	395	19,300,000	76.5	41.1		19	7.4	3.0	33,000
Russia	320	146,000,000	73.0	39.6		21	6.2	3.8	29,500
Sardinia (Italy)	385	1,640,000	82.6						24,000
Serbia	394	8,750,000	76.5	42.6		14	7.2	3.7	20,600
Seychelles	340	98,500	73.7	35.4		14	9.2	2.1	26,100
Sicily (Italy)	370	5,000,000	78.0						19,000
Slovakia	380	5,460,000	78.0	40.5		16	7.8	4.6	34,800
Slovenia	389	2,100,000	81.9	44.5		14	10.5	3.3	40,800
Spain	300	46,800,000	84.0	42.7		13	6.3	4.6	41,550
Sweden	385	10,100,000	83.3	41.2		12	11.6	7.1	55,600
Thailand	380	69,800,000	77.7	37.7	6.8%	17	3.1	0.9	19,000
Timor-Leste (East Timor)	310	1,320,000	70.2	18.9	33.9%	27	1.8	0.8	3,120

Tonga	310	106,000	71.3	23.0		22	4.2	1.0	6,200
Trinidad and Tobago	300	1,400,000	73.9	36.0	7.5%	18	3.7	3.4	25,900
Vanuatu	305	307,000	71.0	22.0		27	1.4	0.2	2,650
	71								
300s – 399 average	343	4,064,565,401	77.2	34.7	17.4%	18	5.6	2.7	\$30,154

NATIONS		Level on Map of Consciousness MoC 2021	Population 2021	Life Expectancy Years 2021	Medium Age of Population 2021	Urban Population Living in Slums 2020	Pupil- Teacher ratio Primary	Nurses Midwives per 1,000 people	Doctors per 1,000 people	Per Capita Income IMF USD PPP 2021
200s	Argentina	285	45,200,000	77.2	31.7	15.9%	17	5.4	3.9	\$22,150
	Bangladesh	230	165,000,000	73.6	26.7	51.9%	30	0.6	0.7	5,800
	Bhutan	200	775,000	72.8	27.6		35	2.2	0.6	12,000
	Bougainville (independ)	220	300,000	59.6	19.9		23	4.1	1.9	1,100
	Brunei	280	440,000	76.4	30.2		10	6.7	1.9	64,400
	Cambodia	260	16,750,000	70.5	25.3	39.7%	42	1.0	0.2	4,930
	Cook Islands	280	17,500	76.9	36.5		23	4.1	1.9	16,700
	Cuba	280	11,350,000	79.2	41.5	10.5%	9	7.6	8.4	12,300
	Djibouti	290	990,000	67.9	23.9		29	0.7	0.2	5,300
	Dominica	290	72,000	77.4	33.5		13	6.5	1.1	11,250
	Dominican Republic	290	10,850,000	74.7	28.1	11.2%	19	1.4	1.4	11,250
	Equatorial Guinea	200	1,400,000	59.8	19.8		23	0.3	0.3	18,200
	Grenada	280	112,000	72.6	31.5		19	5.7	1.3	15,400
	Guadeloupe (territory France)	290	400,000	82.7	43.7		19	2.8	1.5	25,000
	Honduras	280	10,000,000	75.9	23.0	31.5%	26	0.7	0.5	5,700
	Iceland	255	340,000	83.5	36.5		10	16.3	3.9	58,150
	Indonesia	215	273,500,000	72.3	30.2	19.4%	17	4.0	0.7	12,900
	Kiribati	280	120,000	69.2	24.6		25	3.6	0.2	2,240
	Laos	240	7,300,000	68.9	23.0	21.8%	22	1.2	0.3	8,500
	Lesotho	240	2,150,000	55.7	24.2	25.6%	33	3.1	0.5	2,830
	Liberia	200	5,100,000	65.0	17.8	63.9%	22	1.9	0.1	1,600
	Malaysia	290	32,400,000	76.7	28.5		12	3.4	2.2	29,300
	Manchuria (China)	200	40,000,000	71.0			18	4.1	2.0	19,200
	Mauritius	200	1,300,000	75.5	35.3		16	3.8	2.7	22,000
	Morocco	245	37,000,000	77.4	29.3	10.9%	27	1.4	0.7	8,050

Nauru	280	10,800	68.4	26.4		40	7.1	1.3	10,000
Nepal	205	29,150,000	71.7	24.1	40.3%	20	3.5	0.9	4,200
New Caledonia	280	286,000	78.2	32.0		20	4.1	2.0	31,100
Nicaragua	285	6,650,000	75.2	25.7	67.2%	38	1.5	0.7	5,650
Papua New Guinea	220	9,000,000	65.2	23.1		36	0.5	0.1	4,000
Peru	280	33,000,000	77.4	28.0	34.5%	17	2.6	1.6	13,000
Philippines	270	110,000,000	71.7	23.5	36.6%	29	4.8	0.8	9,100
Puerto Rico (territory USA)	250	2,900,000	80.7	41.5		14	2.8	1.8	36,000
Qatar	235	3,000,000	80.7	33.2		12	7.2	2.5	97,300
Samoa	240	198,000	73.8	24.4		30	3.0	0.6	5,300
Senegal	200	16,750,000	68.9	18.8	31.6%	36	0.4	0.1	3,625
Solomon Islands	220	690,000	73.4	22.5		25	2.1	0.2	2,480
St Kitts and Nevis	270	54,000	74.5	35.0		14	4.5	3.0	24,200
St Lucia	280	183,000	76.7	33.5		15	3.2	0.7	14,000
St Vincent and the Grenadines	260	111,000	73.0	33.6		14	7.3	0.9	12,800
Suriname	290	590,000	72.1	29.8	15.8%	13	3.8	0.8	14,700
Swaziland / Eswatini	280	1,160,000	61.1	21.7	10.8%	27	2.5	0.1	9,150
Taiwan	295	23,800,000	81.0	40.7		18	4.1	2.0	57,900
Tajikistan	280	9,550,000	71.8	17.7	17.1%	22	4.7	1.7	3,860
Tanzania	210	59,750,000	66.4	17.7	40.9%	51	0.6	0.1	2,860
Tibet	279	3,500,000	71.1			18	3.8	1.3	7,800
Togo	215	8,300,000	62.1	19.8	38.5%	40	0.4	0.1	2,260
Turkiye	245	84,400,000	78.5	30.9	14.1%	17	3.4	2.0	32,300
Tuvalu	280	11,200	70.2	25.7		16	3.7	1.3	4,670
Uruguay	280	3,500,000	78.4	35.0	5.0%	11	11.6	6.2	23,500
200s – 299 average	251	1,069,410,500	72.7	28.3	28.5%	23	3.7	1.4	\$16,560

50

Note:

The Map of Consciousness (MoC) table is based on the common log of 10. It is not a numeric table.

A calibration increase of 1 point is in fact a 10 fold increase in energy.

A calibration increase of 10 points is in fact a 10,000,000,000 fold increase in energy.

Thus the energy differentials are in fact enormous!

NATIONS		Level on Map of Consciousness MoC 2021	Population 2021	Life Expectancy Years 2021	Medium Age of Population 2021	Urban Population Living in Slums 2020	Pupil- Teacher ratio Primary	Nurses Midwives per 1,000 people	Doctors per 1,000 people	Per Capita Income IMF USD PPP 2021
High 100s	Armenia	180	3,000,000	75.6	35.1	8.4%	15	5.0	4.5	13,600
	Azerbaijan	190	10,150,000	73.3	32.3	26.9%	15	6.3	3.1	14,900
	Bosnia & Herzegovina	180	3,300,000	78.0	42.1	4.0%	17	5.6	2.1	16,000
	Cameroon	150	26,600,000	60.3	18.5	32.7%	45	0.2	0.1	3,750
	Eritrea	180	3,550,000	67.5	19.7		39	1.4	0.1	1,860
	Gabon	170	2,250,000	67.0	18.6	44.3%	25	2.7	0.6	16,200
	Gambia	195	2,420,000	63.3	21.0	38.9%	35	0.9	0.1	2,385
	Ghana	190	31,100,000	64.9	21.1	33.5%	27	3.5	0.2	6,000
	Guinea	190	13,150,000	62.6	18.9	49.0%	47	0.6	0.2	2,730
	Guinea-Bissau	175	2,000,000	59.4	20.1	60.8%	52	1.1	0.2	2,410
	Iran	190	84,000,000	77.3	30.3		29	2.0	1.5	13,500
	Israel	190	8,660,000	83.5	29.9		12	5.6	3.7	42,600
	Jordan	185	10,200,000	75.0	22.5	16.7%	19	3.2	2.5	10,600
	Kenya	180	53,800,000	67.5	19.7	50.8%	31	1.2	0.2	5,300
	Kuwait	190	4,300,000	75.9	29.3		9	4.6	2.3	41,500
	Kyrgystan	160	6,500,000	72.0	26.5	2.4%	25	5.7	2.2	5,350
	Malawi	180	19,150,000	65.6	16.5	49.8%	59	0.7	0.0	1,005
	Mongolia	175	3,300,000	69.9	28.3	17.9%	30	4.2	3.9	12,450
	Mozambique	180	31,250,000	62.1	17.2	55.0%	55	0.6	0.1	1,300
	Myanmar (Burma)	155	54,400,000	67.8	28.2	58.3%	24	1.1	0.8	4,850
	Niger	185	24,200,000	63.6	15.4	70.4%	36	0.2	0.0	1,320
	North Korea	175	25,800,000	72.9	34.0		20	4.4	3.7	1,700
	Reunion	190	900,000	81.6			23	2.4	0.2	23,500
	Palestine (West Bank) Gaza Strip	185	5,100,000	74.6			24	2.0	2.2	5,700
	Poland	195	38,000,000	79.3	40.7		10	6.8	3.7	36,000
	Saudi Arabia	175	35,000,000	75.7	27.5		14	5.6	2.8	48,100
	Sierra Leone	190	8,000,000	55.9	19.0	50.6%	28	0.2	0.1	1,770
	South Africa	190	60,000,000	64.9	27.1	24.2%	30	5.0	0.8	12,450
	Sri Lanka	165	21,400,000	77.6	32.8		22	2.4	1.2	13,900
	Syria	160	17,500,000	76.1	24.3		25	1.4	1.2	6,400
	Tunisia	175	11,800,000	77.4	31.6	7.6%	17	2.4	1.3	10,600
	Turkmenistan	150	6,000,000	68.6	27.9	8.5%	18	4.3	2.1	17,400
	United Arab Emirates	180	9,900,000	78.5	30.3		25	6.4	2.9	59,800

Uzbekistan	190	33,500,000	72.0	28.6		22	11.3	2.4	7,850
Venezuela	190	28,500,000	72.3	28.3		26	2.0	1.7	5,200
Western Sahara	170	600,000	71.1	21.1		37	1.3	0.2	1,000
Yemen	160	30,000,000	66.4	19.5	44.2%	27	0.7	0.3	1,925
Zimbabwe	150	15,000,000	62.2	20.0	21.6%	36	2.0	0.2	2,700
150s – 199 average	174	744,280,000	70.5	25.7	33.8%	28	3.1	1.5	\$12,516

38

NATIONS		Level on Map of Consciousness MoC 2021	Population 2021	Life Expectancy Years 2021	Medium Age of Population 2021	Urban Population Living in Slums 2020	Pupil- Teacher ratio Primary	Nurses Midwives per 1,000 people	Doctors per 1,000 people	Per Capita Income IMF USD PPP 2021
Low										
100s	Botswana	145	2,350,000	69.9	24.5	39.6%	24	5.0	0.3	18,100
	Burkina Faso	120	21,000,000	63.0	17.3	26.6%	40	0.9	0.1	2,335
	Burundi	140	12,000,000	62.7	17.0	36.8%	43	0.8	0.1	772
	Cabo Verde	140	556,000	73.6	25.4		21	1.2	0.8	6,850
	Comoros	100	870,000	65.0	19.9	68.6%	28	1.6	0.3	3,020
	Cote D' Ivoire	125	26,400,000	58.8	20.9	53.2%	42	0.6	0.2	5,650
	Ethiopia	140	115,000,000	67.8	17.9	64.3%	55	0.8	0.1	2,975
	Iraq	120	40,250,000	71.1	20.0	49.3%	17	2.3	0.9	10,050
	Kazakhstan	105	18,800,000	73.9	30.6	0.8%	17	7.2	4.0	27,600
	Lebanon	130	6,850,000	79.3	30.5	4.5%	12	1.9	2.6	11,600
	Madagascar	125	27,700,000	68.2	19.7	67.4%	40	0.3	0.2	1,640
	Mali	105	20,250,000	60.5	15.8	41.9%	38	0.4	0.1	2,470
	Mauritania	115	4,650,000	65.6	20.5	56.0%	34	1.0	0.2	6,000
	Namibia	100	2,550,000	64.9	21.2	41.4%	25	2.0	0.6	9,550
	Pakistan	140	221,000,000	67.8	23.8	56.0%	44	0.5	1.1	5,250
	Somalia	100	15,900,000	58.3	18.1		36	0.1	0.0	940
	South Sudan	140	11,200,000	58.7	17.3	94.2%	47	0.4	0.0	825
	Sudan	110	43,850,000	66.1	19.9	73.7%	40	1.1	0.3	4,100
	Ukraine	140	43,750,000	72.5	40.6	1.1%	13	6.7	3.0	13,950
	Vietnam	140	97,400,000	75.8	30.5	5.8%	20	1.5	0.8	11,700
	Zambia	110	18,400,000	64.7	16.8	48.3%	42	1.9	0.3	3,330
	100s – 149 average	119	750,726,000	67.1	22.3	43.7%	32	1.8	0.8	\$7,081

21

NATIONS		Level on Map of Consciousness MoC 2021	Population 2021	Life Expectancy Years 2021	Medium Age of Population 2021	Urban Population Living in Slums 2020	Pupil- Teacher ratio Primary	Nurses Midwives per 1,000 people	Doctors per 1,000 people	Per Capita Income IMF USD PPP 2021
Below 100	Afghanistan	85	39,000,000	67.6	18.9	73.3%	49	0.5	0.3	\$2,475
	Algeria	90	43,850,000	77.5	28.1	13.3%	24	1.6	1.7	\$11,450
	Angola	50	33,000,000	62.2	15.9	62.6%	50	0.4	0.2	6,900
	Benin	90	12,150,000	62.8	18.2	67.9%	39	0.3	0.1	3,575
	Central African Republic	80	4,850,000	54.4	19.7	68.9%	83	0.2	0.1	480
	Chad	90	16,500,000	55.2	17.8	82.0%	57	0.2	0.1	1,620
	Congo	70	5,500,000	65.2	19.7	44.2%	44	0.9	0.1	4,200
	Dem Republic of Congo	40	89,600,000	61.6	18.6	78.4%	33	1.1	0.4	1,013
	Haiti	80	11,400,000	65.0	23.0	48.9%	33	0.4	0.2	2,960
	Libya	95	6,880,000	73.4	28.9		17	6.7	2.2	13,750
	Nigeria	75	206,000,000	55.8	18.4	49.0%	38	1.6	0.4	5,300
	Rwanda	70	13,000,000	70.0	19.0	38.3%	60	0.9	0.1	2,460
	Oman	90	5,100,000	78.6	25.6		10	4.4	2.0	30,400
	Uganda	90	45,750,000	64.4	15.8	54.0%	43	1.7	0.2	2,700
		14								
	Below 100 average	74	532,580,000	65.3	20.5	56.7%	41	1.5	0.6	\$6,377

Correlation of Levels of Consciousness – Soul Condition – and Society Problems

Level of Consciousness MoC	Rate of Unemployment	Rate of Poverty	Happiness Rate "Life is OK"	Rate of Criminality
600 +	0%	0.00%	100%	0.0%
500 - 600	0%	0.00%	98%	0.5%
400 - 500	2%	0.50%	79%	2.0%
300 - 400	7%	1.00%	70%	5.0%
200 - 300	8%	1.50%	60%	9.0%
100 - 200	50%	22.00%	15%	50.0%
50 - 100	75%	40.00%	2%	91.0%
< 50	95%	65.00%	0%	98.0%

MAP of CONSCIOUSNESS, NATIONS in GROUPINGS by 100s:

NATIONS	Level on Map of Consciousness MoC 2021	Population 2021	Life Expectancy Years 2021	Medium Age of Population 2021	Urban Population Living in Slums 2020	Pupil- Teacher ratio Primary	Nurses Midwives per 1,000 people	Doctors per 1,000 people	Per Capita Income IMF USD PPP 2021
WORLD	Nations 220	216 7,849,551,701	73.3	30.7	24.2% >1B people	23	3.8	1.7	\$17,110

As or 2020; 56.2% of the global population now lives in cities.

		No. Nations
Map of Consciousness	Truth vs Falsehood by Dr David R Hawkins + additional calibrations	88
Population 2021	https://www.worldometers.info/world-population/population-by-country/	235
Life Expectancy 2020	https://www.worldometers.info/demographics/life-expectancy/	193
Median Age of Population	https://worldpopulationreview.com/country-rankings/median-age	
Political Rights & Civil Liberties	https://freedomhouse.org/countries/freedom-world/scores	210
Human Development Index	https://worldpopulationreview.com/country-rankings/developed-countries	
Happiness Index	https://www.visualcapitalist.com/mapped-global-happiness-levels-in-2021/	
Education Index	http://hdr.undp.org/en/indicators/103706	185
Per Capita Income 2021	https://en.wikipedia.org/wiki/List_of_countries_by_GDP_(PPP)_per_capita	226
Urban Population in Slums 2020	https://www.worldatlas.com/articles/how-many-countries-are-in-oceania.html	
Pupil-Teacher ratio Primary	https://data.unhabitat.org/pages/housing-slums-and-informal-settlements	
Nurses Midwives per 1,000	https://data.worldbank.org/indicator/SE.PRM.ENRL.TC.ZS	
Doctors per 1,000 people	https://data.worldbank.org/indicator/SH.MED.NUMW.P3	
	https://data.worldbank.org/indicator/SH.MED.PHYS.ZS?locations=AU	

Celebration of
NATIONS

KIDS of the WORLD

