

PASCAS WORLDCARE



Poverty, Prosperity and Planet



PASCAS FOUNDATION (Aust) Ltd
ABN 23 133 271 593

Queensland, Australia

Pascas Foundation is a not for profit organisation

Em: info@pascasworldcare.com

Em: info@pascashealth.com

www.pascasworldcare.com www.pascashealth.com

Pascas WorldCare Poverty, Prosperity and Planet

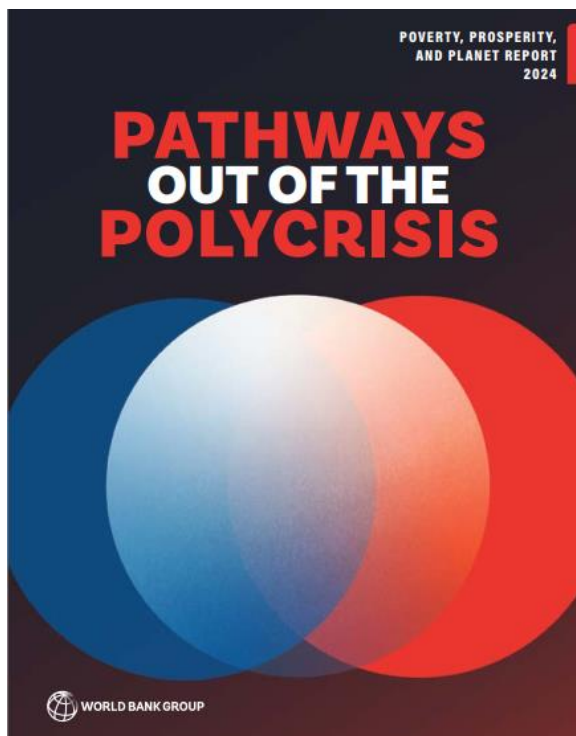
Poverty, Prosperity, and Planet Report 2024 – World Bank Group

<https://www.worldbank.org/en/publication/poverty-prosperity-and-planet>

<https://openknowledge.worldbank.org/bitstreams/8f505de6-d365-4f10-aa5a-353c39616895/download>

14 October 2024

MoC 245



Pathways Out of the Polycrisis

This World Bank Group research and report only calibrates 245 on Dr David Hawkins' Map of Consciousness (MoC) scale, so kindly let us explore why?

The term *polycrisis*, originally coined by French philosopher and sociologist Edgar Morin in his 1993 book *Terre-Patrie*, describes a complex situation where multiple, interconnected crises converge and amplify each other, resulting in a predicament which is difficult to manage or resolve. Unlike single crises which may have clear causes and solutions, a polycrisis involves overlapping and interdependent issues, making it a more pervasive and enduring state of instability. This concept reflects growing concerns about the sustainability and viability of contemporary socio-economic, political, and ecological systems.

Kindly go to www.pascashealth.com, then Library Download, and in the Medical section, click on to open:



[Pascas Care Kinesiology Personality Traits.pdf](#)



[Pascas Care Kinesiology Submissiveness.pdf](#)



[Pascas Care Kinesiology Testing.pdf](#)



[Pascas Care Kinesiology Videos.pdf](#)

CONSCIOUSNESS and EMOTIONS:

Consciousness = Soul Condition. One's Soul Condition is equal to the average of all of the held emotions. Soul condition is the sum total of all of the different emotions, desires, passions, etc., all wrapped up together in terms of how much love there is in every one of those.

MAP OF CONSCIOUSNESS					
God-view	Life-view	Level	Log	Emotion	Process
Self	Is	Enlightenment	700 1000	Ineffable	Pure Consciousness
All-Being	Perfect	Peace	↑ 600	Bliss	Illumination
One	Complete	Joy	↑ 540	Serenity	Transfiguration
Loving	Benign	Love	↑ 500	Reverence	Revelation
Wise	Meaningful	Reason	↑ 400	Understanding	Abstraction
Merciful	Harmonious	Acceptance	↑ 350	Forgiveness	Transcendence
Inspiring	Hopeful	Willingness	↑ 310	Optimism	Intention
Enabling	Satisfactory	Neutrality	↑ 250	Trust	Release
Permitting	Feasible	Courage	↑ 200	Affirmation	Empowerment
Indifferent	Demanding	Pride	↓ 175	Scorn	Inflation
Vengeful	Antagonistic	Anger	↓ 150	Hate	Aggression
Denying	Disappointing	Desire	↓ 125	Craving	Enslavement
Punitive	Frightening	Fear	↓ 100	Anxiety	Withdrawal
Disdainful	Tragic	Grief	↓ 75	Regret	Despondency
Condemning	Hopeless	Apathy	↓ 50	Despair	Abdication
Vindictive	Evil	Guilt	↓ 30	Blame	Destruction
Despising	Miserable	Shame	20	Humiliation	Elimination

The Final Doorway to Enlightenment / Nonduality

The beginning of the Nonlinear Realm 500

The beginning of Integrity 200

Note: The Map of Consciousness scale is from 1 to 1,000

The Map of Consciousness (MoC) table is based on the common log of 10. It is not a numeric table.

A calibration increase of 1 point is in fact a 10 fold increase in energy.

A calibration increase of 10 points is in fact a 10,000,000,000 fold increase in energy.

Thus the energy differentials are in fact enormous!

MAP of CONSCIOUSNESS CALIBRATIONS reflect the nature of the TOPIC:

The level of truth of a topic or subject is reflected in the calibration through employing Dr David R Hawkins' Map of Consciousness with kinesiology muscle testing. A publication or movie about manufacturing food would be around 200, whereas meals prepared in a loving home would be around 500. The subject of pornography through to war would be less than 200, whereas natural love topics can readily be over 500 and up into the 800's plus. Material introducing Feeling Healing with Divine Love, by its nature, will range between 1,480 to 1,500 on Dr David R Hawkins' Map of Consciousness (MoC), in its purest form of presentation. This has never been previously achieved.

MAP of CONSCIOUSNESS	MoC	calibrations
God, our Heavenly Mother and Father	Infinity	Location being Isle of Paradise
Celestial Heavens peak	1,500	3 rd Celestial Heaven (10 th spirit Mansion World)
Feeling Healing / Divine Love teachings	1,480 – 1,500	3 rd Celestial Heaven spirit guided
Now at one with Heavenly Parents	1,081	1 st Celestial Heaven entry at Jerusem
Feeling Healing with Divine Love	1,080	7 th Divine Love transitional sphere to Heavens
Natural Love peak	1,000	6 th spirit Mansion World peak– can't go further!
Pascas Papers	880 - 920	Perceived truth – potential truth 1,480
Pascas WorldCare (as a platform)	880	5 th spirit Mansion World healing + Divine Love.
Lamsa Bible (minus the Old Testament and Book of Revelation, but including Genesis, Psalms, and Proverbs)	880	4 th spirit Mansion World equivalent being natural love orientated, the Bible is taking one away from truth – their soul based feelings.
Koran	700	4 th spirit Mansion World equivalent.
Torah	550	First five books of the 24 books of the Tanakh.
Cookies made for Family	520	Made with love (this supports cooking shows).
Enter EITHER natural or divine pathway	500	2 nd natural love OR 3 rd Divine Love spirit world.
Peak of mind total orientation	499	1 st spirit Mansion World peak.
King James Bible (from the Greek)	475	
Roman Catholic Church	450	Church (worldwide) – mind controlled – reason.
Home cooked sea fish + organic salad	410	
Home roasted free range chicken + salad	410	
Wine or Beer	330	(in moderation!)
Roman Catholicism administration	305	As an institution in year 2004.
Tea green	300	
Humanity	212	The population of the world overall.
Vegetarianism	205	
Muesli	205	Above 200 is pro-life – positive.
Food	200	At this level and above food is life enhancing.
Food, Commercial Category	192 – 202	Below 200 is anti-life – negative.
Food, Commercial Machine-made	188 – 200	Energy dense but nutrition poor.
Black Tea	185	Refining of most foods removes nutrients.
Percolated Coffee / Cappuccino / etc	165	
Corn Flakes	85	
Fish (living in ocean)	20	
Bacteria	1	

MAP OF CONSCIOUSNESS

Map of Consciousness from Dr David R Hawkins, M.D., Ph.D. "Power vs Force".

Level	Log
ENLIGHTENMENT	700-1000
PEACE	600
JOY	540
LOVE	500
REASON	400
ACCEPTANCE	350
WILLINGNESS	310
NEUTRALITY	250
COURAGE	200
PRIDE	175
ANGER	150
DESIRE	125
FEAR	100
GRIEF	75
APATHY	50
GUILT	30
SHAME	20

PERSONALITY TRAITS:

Less than two dozen people on planet Earth.

Would not pick up a weapon let alone use it. These people gravitate to the health industry and humanitarian programs.

Debate and implement resolutions without argument and delay. 470

Debate and implement resolutions in due course. 440

Debate and implement resolutions with some degree of follow up generally needed. 410

Management supervision is generally necessary.

Politics become the hope for man's salvation.

Cause no harm to others starts to emerge. Power overrides force.

Illness is developed by those man erroneous emotions that calibrate 200 and lower.

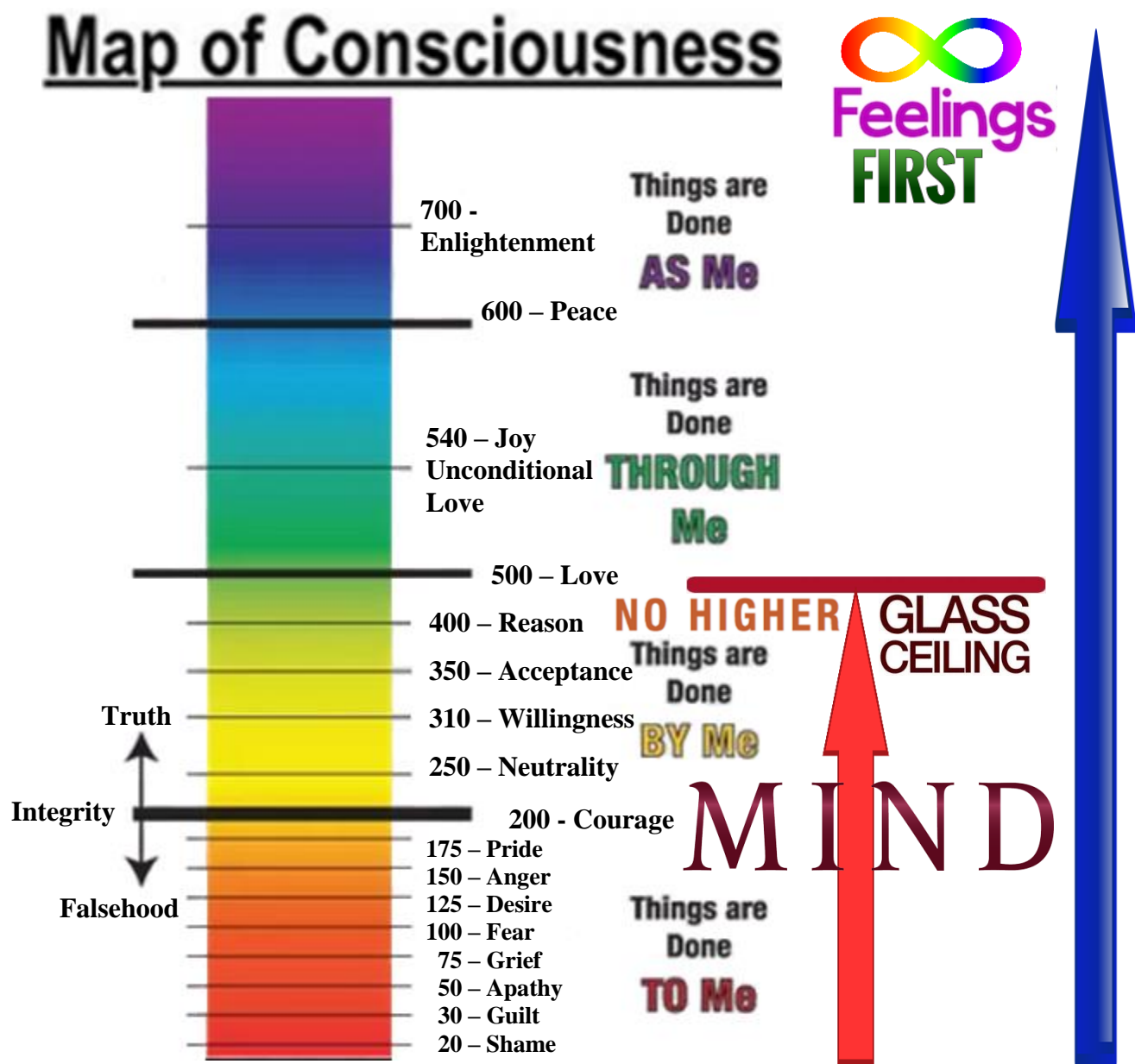
Armies around the world function on pride. Force is now dominant, not power.

Harm of others prevails, self-interest prevails.

Totally self-reliant, not God reliant.

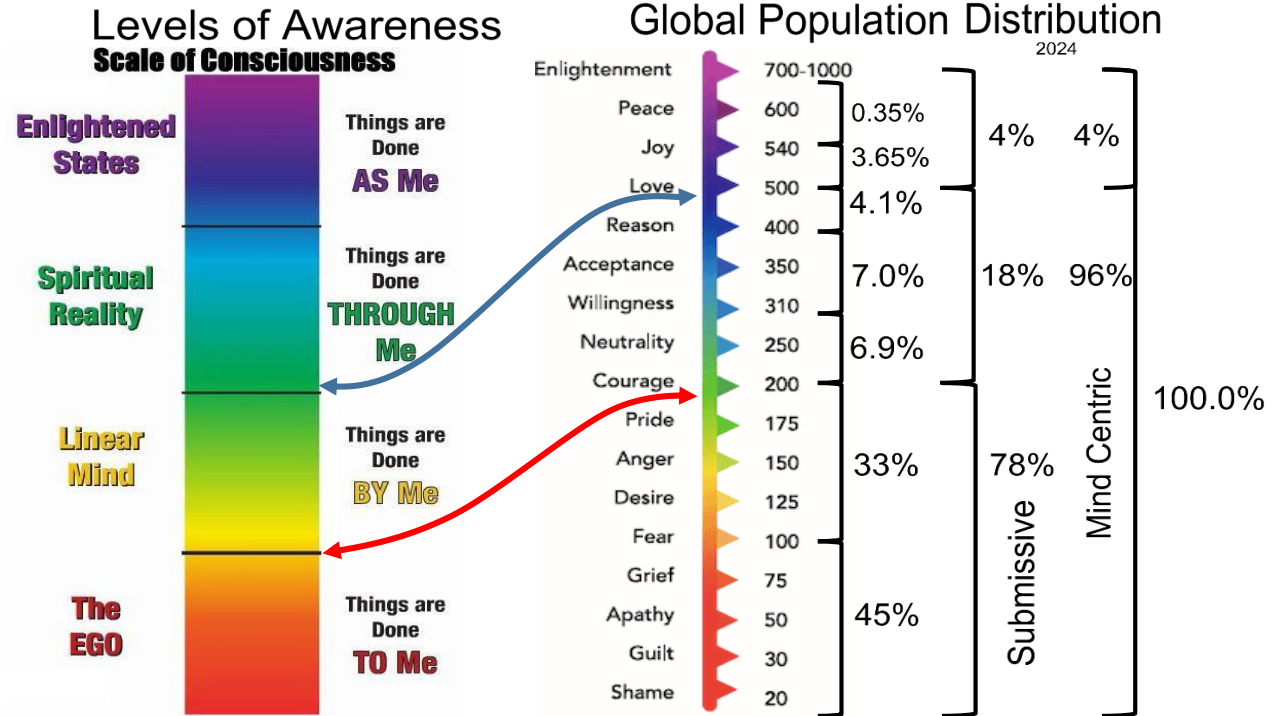
Fear dominates all motivation.

Suicide is possible and probable. At these levels, seriously harming others for even trivial events appears to be justifiable. Poverty, unemployment, illness, etc., this is living hell on Earth.



This outline of the Map of Consciousness spells out the fact that while we live Mind-Centric and ignore and suppress our Feelings we cannot pass 499 MoC. Our mind being in control, as we have all been indoctrinated to live, is a glass ceiling. Humanity cannot heal anything, cannot be spontaneous, has no intuitiveness, and is locked into living in the deep hell states. This is why people find themselves in abusive homes, domestic violence, housing stress, homelessness and gross difficulties of all kinds. This is why we are easily manipulated, embrace propaganda and are being controlled by a few. Women are closer to their feelings and that is why the nursing profession hosts a lot of women who calibrate a little over 500. These women are the healers in hospitals. By aspiring to live Feelings First we are each breaking the glass ceiling and opening our potentials to grow in truth and love not only to 1,000 MoC, but to infinity. This is our destiny. As communities embrace living Feelings First and having their minds to follow in supporting what their feelings are guiding them with, then ALL of the social ills of society will begin to mitigate. Please, do you comprehend the importance of what is being shared throughout this document?

Map of Consciousness MoC



Note:

The Map of Consciousness (MoC) table is based on the common log of 10. It is not a numeric table.
A calibration increase of 1 point is in fact a 10 fold increase in energy.
A calibration increase of 10 points is in fact a 10,000,000,000 fold increase in energy.
Thus the energy differentials are in fact enormous!

The collective power of those above consciousness level of 200 has the weight to counterbalance the negativity of those below 200 of the world's population – and also to raise the overall consciousness calibration of humanity! 'Power vs Force' Dr David R Hawkins P.234

One individual at level 700 MoC counterbalances	70 million individuals below level 200
One individual at level 600 MoC counterbalances	10 million individuals below level 200
One individual at level 500 MoC counterbalances	750,000 individuals below level 200
One individual at level 400 MoC counterbalances	400,000 individuals below level 200
One individual at level 300 MoC counterbalances	90,000 individuals below level 200



Until humanity begins to embrace their feelings, that is, accept and follow their feelings having their minds to follow in implementing what our feelings are prompting us to consider, then the malaise, the status quo of a hellish existence, will continue. We cannot bridge the glass ceiling of MoC 499 while living mind-centric. Universal, open and free, feelings orientated education worldwide is to be made available to bring about the awareness of living feelings first so that those who embrace can put aside the psychic barriers, the norms of generations gone by, and grow in truth and love thus lifting humanity out of the rebellion and default conditions that have prevailed for 200,000 years.

Poverty, Prosperity, and Planet Report 2024 – World Bank Group

Foreword

14 October 2024

For a quarter of a century, economies across the world whittled down poverty at an extraordinary clip. Beginning in 1990, rapid economic growth—especially in China and India—liberated more than 1 billion people from the scourge of extreme poverty. Over the next 25 years, as the incomes of the poorest nations began to converge with those of the wealthiest, the world came closer than ever to extinguishing extreme poverty altogether.

Then, after 2020, starting with the COVID-19 coronavirus pandemic, a major reversal began. Poverty reduction slowed to a crawl. Poorer countries did worse than the wealthier economies in responding to the pandemic. Conflict in Europe and the Middle East then disrupted the supplies of food grains and fuel. Two years ago, the World Bank’s *Poverty and Shared Prosperity 2022* report took stock and came to a dismal conclusion: poverty had risen for the first time in decades. The global goal of cutting the extreme-poverty rate to 3% by 2030 had slipped out of reach. At the current pace, it will not be met for three decades.

The delay would be longer still for people **living on less than US\$6.85 a day**—the poverty threshold for middle-income countries. It would take more than a century to eliminate poverty at this higher level, which **now affects half of humanity**. The 2020s, in short, are shaping up to be a lost decade—not just for a small set of countries but for the world as a whole.

That threatens reversals on two other fronts: the fight against climate change and the struggle to expand the middle class everywhere. **Poverty, prosperity, and planet are the three corners of the iron triangle of economic development**: to achieve durable progress on one, it is imperative to make substantial gains on the other two. In an era of economic populism, rising debt, and aging populations, that will not happen easily. In fact, without the right policy framework, it is far more likely that progress on one front will come at the expense of another.

This report aims to provide exactly that framework—one that can manage the trade-offs and deliver the best possible outcomes on all three fronts. For the first time, it gives governments a comprehensive way to monitor progress, identify new pathways to success, and choose the right policy priorities. The *Poverty, Prosperity, and Planet Report 2024* constitutes the World Bank Group’s first integrated progress report on the three goals since the COVID-19 pandemic—and it serves as a central tool in our institution’s efforts to realise its updated vision: **to create a world free of poverty on a liveable planet**.

The analysis yields several sobering conclusions—as well as clear evidence that progress is possible even under daunting conditions. The good news is that progress on extreme poverty reduction has finally resumed at the global level: in 2024, the extreme poverty rate was 8.5%, marking the first time it has dipped below the 8.8% rate that prevailed on the eve of the COVID-19 pandemic. The bad news is that the recovery is bypassing the places that need it most: extreme poverty in the poorest economies is still 1 percentage point higher than it was in 2019.

Across the world, governments have also made notable progress in combating inequality within national borders. In 2024, the number of economies with high inequality stood at a 24-year low,

reflecting a one-third reduction since the turn of the century. Yet 1.7 billion people—20% of the global population—still live in **high-inequality economies, which are concentrated in Sub-Saharan Africa and Latin America and the Caribbean**. Poverty and inequality are conjoined. Speeding up the reduction of within-country inequality accelerates progress on poverty reduction. It also builds a stronger foundation for peace and stability.

Another finding of this report is that well-off countries have been making considerable progress in adapting to climate change—but poor countries remain far behind. Since 2010, the number of people exposed to extreme-weather events has grown not only in the poorest economies eligible to borrow from the World Bank’s International Development Association (IDA) but also in non-IDA countries. These countries have managed to shield nearly all their populations from extreme-weather events—a function of their wealth and access to finance, which enables greater investment in climate adaptation. IDA countries, by contrast, have been able to protect barely one out of every two people from the risk of actual harm from an extreme-weather event.

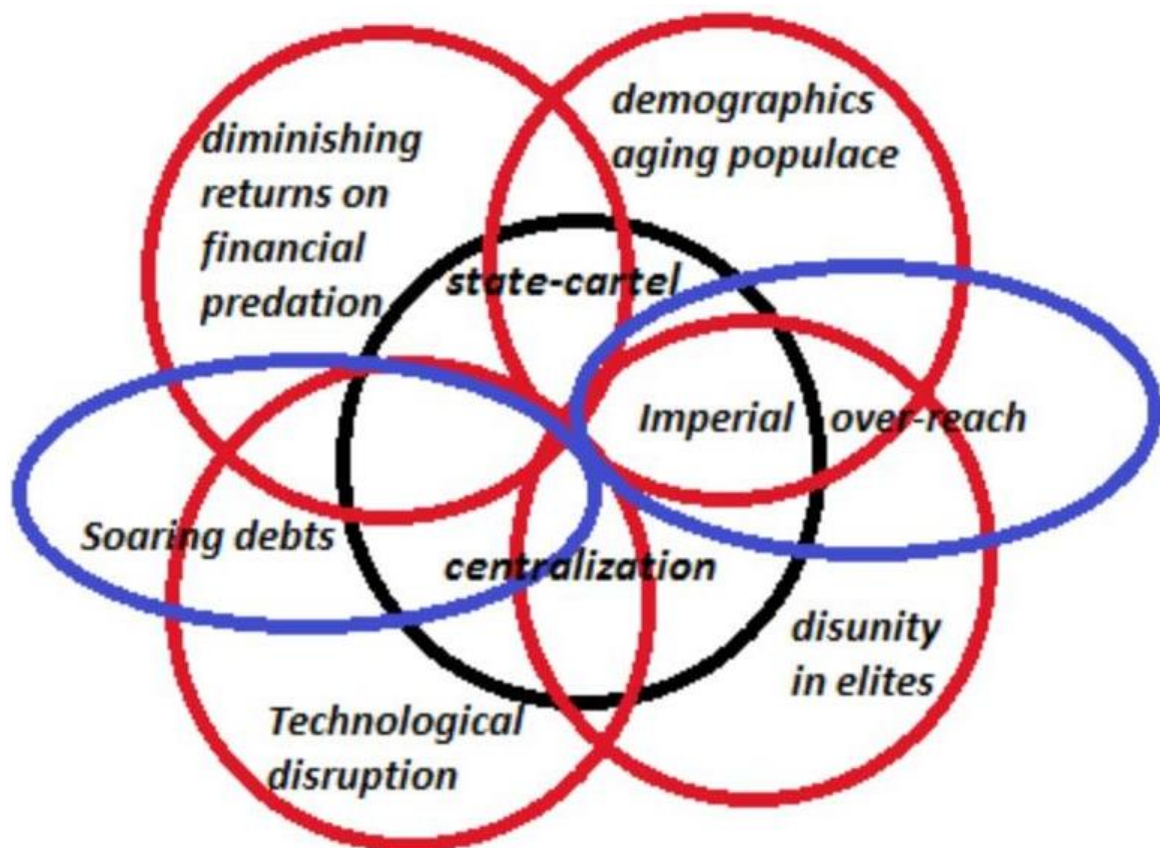
That disparity underscores the need for a differentiated approach to managing the trade-offs in play at the intersection of poverty, prosperity, and planet. **The poorest economies must be allowed to prioritise climate resilience. Sub-Saharan Africa, for example, has the largest share of people at high risk from extreme-weather events—more than a third. And half its people lack electricity or sanitation.**

The policy priorities in the poorest economies *must* be different from those in wealthier parts of the world: to roll back extreme poverty, low-income economies must prioritise long-term growth and better health and education. They must be careful, however, to avoid getting locked into carbon-intensive technologies and growth strategies that will become progressively more costly and less efficient in the future. At higher levels of income, however, the policy predicament intensifies. **Ending poverty for the 3 billion people who struggle on less than US\$6.85 a day would come at a high cost to the environment.** By the middle of this century, it would boost global emissions by nearly 50% over 2019 levels.

Foreword

The implications are clear: in the poorest economies, the focus should be on economic growth and investing in human, financial, and physical capital. For lower-middle-income countries, the focus should shift to growth and shared prosperity—and measures to increase the efficiency of policies that increase incomes, improve resilience to shocks, and lower emissions. Just by reducing air pollution, for example, they can reap large rewards on multiple fronts, including better health outcomes. For upper-middle- and high-income countries, which account for four-fifths of global carbon emissions, the emphasis must be on slashing emissions while finding ways to alleviate the job losses and other short-term pains that will result from these cuts.

None of this will be easy, but it can and must be done. The world today enjoys a historic opportunity to change course—to overcome the rising dangers of climate change, systemic inequality, social instability, and conflict. With closer international cooperation, it’s possible to build the type of progress that ensures a broad and lasting rise in prosperity. It’s an opportunity that must not be passed up.



Overlapping Crises:
"Solutions" Are Now Mutually Reinforcing Problems

POLY **RECO** **VERY**
CRI **SIS**



Poverty, what is the definition for poverty? When are we living in poverty?

I, John Doel, am a Chartered Accountant having being in public practice, and now I own outright my own home unit and I will say to you that if I do not receive US\$100 a day I am in poverty. Yet you will find throughout this paper that poverty is defined by benchmarks of US\$2.15, US\$3.65 and US\$6.85 a day as living in poverty benchmarks.

These benchmarks are each absurd mind imaginations by those creating illusions of reality. They are avoiding the reality of the covert control imposed upon us all by unimaginably self-centred evilness that imposes false guidance up each of us.

During my years of practice as a public accountant, I observed that the cost of living was typically 110% of the family income. High income, low income, mainstream income, the outcome was the same – household costs were 110% of household income.

I visited mining communities, their salaries were typically more than twice the national wages and yet 96% had less than AU\$4,000 cash in reserves. Why? To break the monotony of a one culture community they typically needed to take expensive excursions away to remain somewhat sane. No, it was not alcohol or drugs but the need to escape from the monotony of the one topic they lived in – the mine?

POVERTY is the lack of TRUTH within one's life. The suppression of truth commences with our parents as they have not been provided with truth. Then we go on into being educated and our educators are also lacking in truth so the subversion continues. Our religious leaders are indoctrinated with the controlling mechanisms of their faith – you heard this – all religions are essentially manipulating dominance and control and are mind-centric and consequently taking each of us away from our feelings and our own truth which we are each endowed with. Then comes our employees with their demand for our submission. All governments impose never ending further 'laws' of submission.

The outcome is this. Our level of truth and consequently consciousness mirrors that of one or the other of our parents and we impose that same level of truth upon our children. The consciousness level overall of humanity has remained stagnated – at the same level – since the end of the 1st century. Some – well a few – have progressed somewhat – but we have the same social ills as that which prevailed 2,000 years ago. Talk about advancement!

POVERTY is the lack of TRUTH. Not only is it the lack of TRUTH, it is the abyss of truth, the inability of discernment, the incapability to see the big picture as well as the

micro picture. Lack of TRUTH impacts one's ability to earn a meaningful income, it impacts our relationship with others and it is a predictor of our health.

Correlation of Levels of Consciousness – Soul Condition – and Society Problems Truth vs Falsehood by Dr David R Hawkins 2005				
Level of Consciousness (MoC)	Rate of Unemployment	Rate of Poverty	Happiness Rate “Life is OK”	Rate of Criminality
600 +	0%	0.0%	100%	0.0%
500 - 600	0%	0.0%	98%	0.5%
400 - 500	2%	0.5%	79%	2.0%
300 - 400	7%	1.0%	70%	5.0%
200 - 300	8%	1.5%	60%	9.0%
100 - 200	50%	22.0%	15%	50.0%
50 - 100	75%	40.0%	2%	91.0%
< 50	95%	65.0%	0%	98.0%

Dr David R Hawkins developed the Map of Consciousness (MoC) and when he published Power vs Force in 1995 he had through the application of kinesiology muscle testing found that 78% of the world's humanity calibrate at or below 200 on the Map of Consciousness scale.

As of December 2024, we are finding that 75% of the world's humanity calibrates at or below 200 on the Map of Consciousness – that accounts for more than 6 billion people.

World Population by Country 2024 (Live)

8,005,176,000

Current World Population

8,191,611,442

Take your pick!

MAP OF CONSCIOUSNESS					
God-view	Life-view	Level	Log	Emotion	Process
Permitting	Feasible	Courage	↑ 200	Affirmation	Empowerment
Indifferent	Demanding	Pride	↓ 175	Scorn	Inflation
Vengeful	Antagonistic	Anger	↓ 150	Hate	Aggression
Denying	Disappointing	Desire	↓ 125	Craving	Enslavement
Punitive	Frightening	Fear	↓ 100	Anxiety	Withdrawal
Disdainful	Tragic	Grief	↓ 75	Regret	Despondency
Condemning	Hopeless	Apathy	↓ 50	Despair	Abdication
Vindictive	Evil	Guilt	↓ 30	Blame	Destruction
Despising	Miserable	Shame	20	Humiliation	Elimination

Anything, or anyone calibrating at or below 200 on the Map of Consciousness scale is lacking truth. They are in an untruth state. They are living in a truthless POVERTY!

This research took Dr Hawkins 20 years to assemble before he published it. It is a scientifically proven calibration of the energy associated with each of these levels. At zero there is no life or light. At 1,000 the energy is considered to be the equivalent of having the midday Sun in our lounge room!

And to add to the amazement of this simple table is this. Once one becomes familiar with the Map of Consciousness table, with kinesiology muscle testing YOU can determine the level of truth of anything and anyone with a minute or so. Yes, you can test and calibrate the level of truth of any and every aspect of this Pascas Paper even as you read page by page!

So, we will repeat this again. Those living on Earth at this moment who calibrate at or below 200 on Dr David Hawkins' Map of Consciousness are living in POVERTY – that represents today, December 2024, as being 75% of the population. Not even 76% as that test untrue! 75% of Earth's humanity are living in untruth and consequently poverty.

Poverty, Prosperity, and Planet Report 2024, as published by the World Bank, this why that publication calibrates so poorly, at MoC 245, as the premises upon which it is written are grossly flawed – LACKING TRUTH. Yes, it does contain truth!

Correlation of Levels of Consciousness – Soul Condition – and Society Problems Truth vs Falsehood by Dr David R Hawkins 2005				
Level of Consciousness (MoC)	Rate of Unemployment	Rate of Poverty	Happiness Rate “Life is OK”	Rate of Criminality
100 - 200	50%	22.0%	15%	50.0%
50 - 100	75%	40.0%	2%	91.0%
< 50	95%	65.0%	0%	98.0%

Consider this abbreviated chart – these are Dr Hawkins observations – that reflects poverty. Those who calibrate 200 or below represent all the social ills of any society.

Open, free, universal feelings orientated education is the pathway out of poverty!

The table is based upon the common log of 10. A few people calibrating highly can offset the many who calibrate lowly, thus averaging does not work in understanding the table.

So, may we consider some specific populations and we may find some startling issues.

The Poverty table is mostly national observations. We can also calibrate each state / province, city, town, village and even down to each home through the application of kinesiology muscle testing! Understanding the norms, customs and conditions of each community is necessary before introducing any possibilities and guidance for the people.



POVERTY is the DIRECT CONSEQUENCE of the STARVATION of TRUTH!



The consequences of lack of TRUTH throughout Earth's humanity is the product of diabolical, universal subversion of all of the people, their communities, their nations, worldwide and it has been imposed upon us all for thousands of years – and now we have the pathway to unshackle ourselves from this entrapment.

Education as introduced by each and every institution around the world has been covertly influenced to opt for mind-centric domination of all aspects of our learning and pathways of life. We may even consider that our learning and life is progressive, however it is all leading us to a dead end – a glass ceiling – that has no prospect of truth and growth for humanity until we each individually grasp an understanding of the error, re-track ourselves, dismantle the luggage, and open ourselves to our feelings and the truth within. Then our potential is infinite!

A common part of school education: Rote memorisation, also known as mechanical or repetitive learning, is a **technique used to commit information to memory through sheer repetition**. It involves the process of memorising facts, formulas, lists, or other types of information without necessarily understanding their underlying concepts or principles. The theory behind rote memorisation is that the more that a piece of information is repeated, the more easily and automatically it can be recalled without any need for thought. Rote learning is a type of "mental training" that helps students with future learning opportunities as they progress through subsequent grades.

We learn by doing! Unfortunately many school systems engage in rote memorisation.

And our truth is found through our feelings. Our soul based feelings are always in truth.

As our parents, then our school educators as well as our spiritual leaders, ALL impose upon each of us as young children to live through our minds and to suppress our feelings. "Johnny, if I hear one more whimper out of you I will give you something to whimper about!" is a mantra we all have endured.

So what is wonderful about our mind? Our mind cannot discern truth from falsehood! Our mind is addicted to control, control over our environment and of others. And further, our mind is addicted to untruth!

We are encourage to think! Thinkingness brings a little reward – an adrenalin shot, just like what unfolds in making an assumption. We are rewarded each time – so we embrace our brilliance and after we have acted upon our thinkingness and assumption making we find we have to rework what we have done. The error rate is 98% – at best the error rate is only 96%. Observe your experiences carefully – count what you think or assume unfolds as true.

Read a research paper or more. Count the number of assumptions the paper may be based upon. The consequences is that most science needs to be revisited and corrected.

Now that you are becoming aware that living mind-centric to the exclusion of our feelings is problematic, you are correct. Living mind-centric presents a glass ceiling in our potential development of consciousness and truth and that is MoC 499 on Dr David Hawkins' Map of Consciousness scale.

All of humanity's institutionalised systems, customs and norms are of man's making – based on mind founded assumptions and influenced by the mind's control addiction.

Women are the equal of men, yet men have subjected women to their control and suppression for thousands of years, why? Women are closer to their feelings and if they were allowed to have their say they would put living mind-centric aside and have us living feelings first with our minds to follow in support long ago.

Our induction into living mind-centric commences at the moment of our conception and continues relentlessly through to our sixth year. By that time we have assumed all the errors and injuries of our parents and consequently there is no evolutionary growth in truth throughout the history of humanity without intervention of an extra-ordinary kind – like now!

Religions purport to represent truth. Then why are there some 3,400 separate significant religions, and with their minor denominations we have more than 50,000 religions representing truth whereas there is only one truth? Well, ladies and gentlemen, all religions are the product of the control addicted assumption making mind – all religions are manmade and are not what we seek.

Further, it is scientifically delusional to think that humans are causing or even slightly contributing to climate change AND it is even MORE delusional to suggest that humans can reverse, control or even slightly influence the climate!

Humanity are truth seekers. Now is the time to investigate, dismantle and rebuild our way of living which is to embrace living feelings first.

To heal ourselves of the emotional injuries and errors of belief that we each have taken on, we are to long for the truth behind what our feelings are drawing our attention to and to emotional express what comes to surface to a companion. We, as companions, are to listen and allow such emotions to be expressed as we each have a mountain to climb to find the truth of ourselves and grow in consciousness.

Our poverty cannot be measured by the dollars that we may earn per day, not at any level are we going to be free of poverty while we live in a desert of truth, that is, live without truth.

Our lack of truth is emotional injuries which distort the flow of energy from our soul, through our spirit bodies and then through our physical body and its return. That disturbance and distortion is identified by medical science in the form of some 10,000 illnesses and diseases. When we become free of emotional injuries and errors of truth through living feelings first and embracing feeling

healing we will have no further need to experience physical discomfort, pain, illness and disease. Yes, that is correct. A person living in a celestial soul condition is free of all illness and discomfort! (This statement tests TRUE)

Science lists 10,000 illnesses, yet there is only one to resolve and free ourselves of and that is Childhood Suppression and our ongoing repression of our Childhood Suppression.

As we evolve in truth, so do we evolve in love and consciousness. As we progress up the Map of Consciousness then our way of life becomes more and more enjoyable, our prosperity can emerge, our social interactions become more loving and rewarding, our health improves, our environment generally enhances.

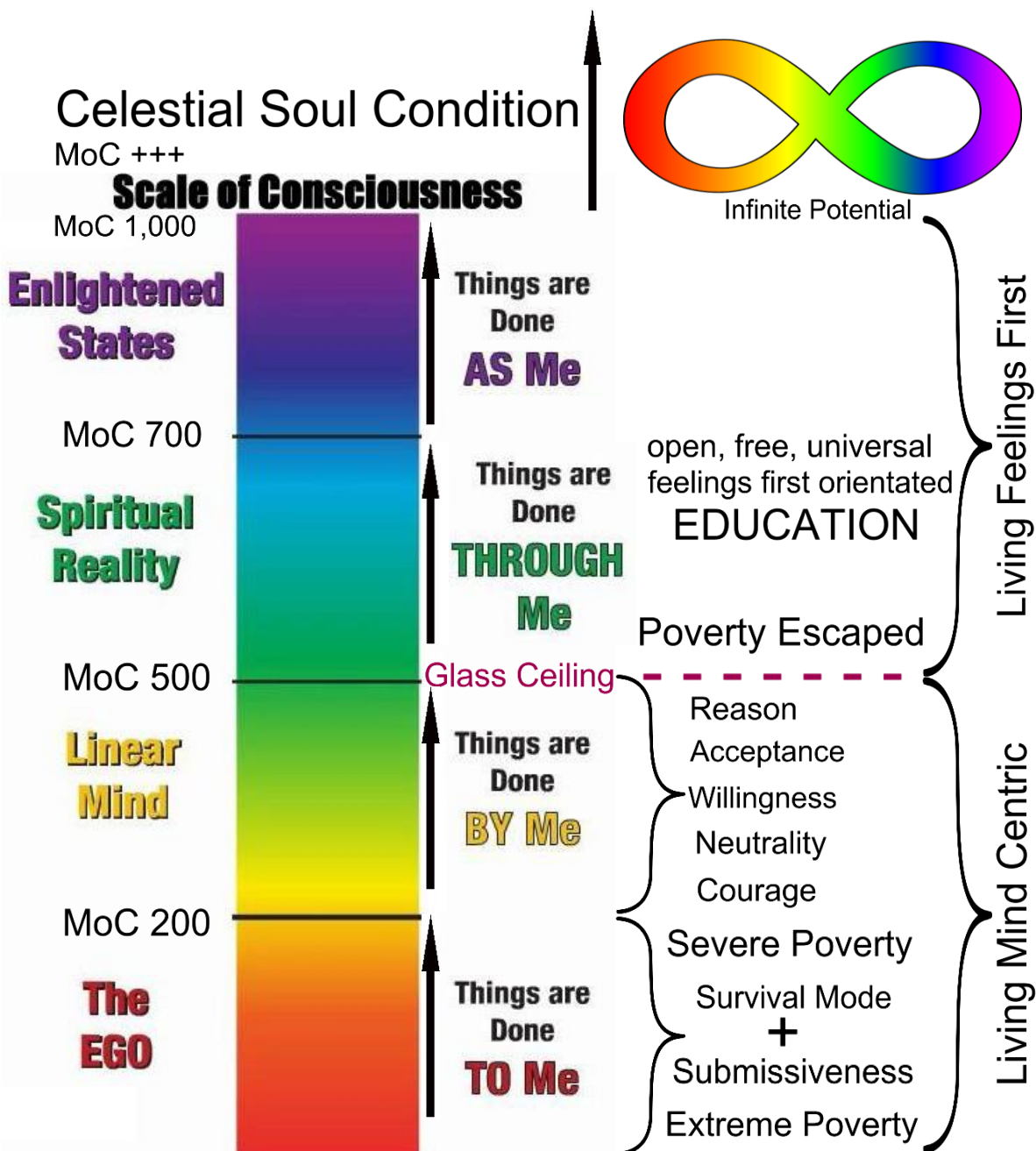
Consequently, with the restructuring of all education platforms towards being open, free, feelings orientated then we are addressing poverty of truth and poverty in the physical worldwide in one step!


WORLDWIDE SURVEY			
Levels of Truth / Consciousness	Countries	Population 2020	Lifestyle Feature
500+ MoC	NONE	0 million	Feeling orientated rather than mind-centric
400s	22	700 million	Freedom and Progressive Leadership
300s	71	4,100 million	Open and Free Education
200s	50	1,100 million	Current Religions
100s & below	73	2,100 million	Survival Living
Overall 220	216	8,000 million	Humanity entrenched in mind-centricity

Kindly note that the counterbalancing capabilities of the few very high calibrating individuals can make the Map of Consciousness calibration for a country appear to represent the population is high whereas the vast majority will be calibrating below 200 and be mostly in severe truth poverty.

The collective power of those above consciousness level of 200 has the weight to counterbalance the negativity of those below 200 of the world's population – and also to raise the overall consciousness calibration of humanity! 'Power vs Force' Dr David R Hawkins P.234	
One individual at level 700 MoC counterbalances	70 million individuals below level 200
One individual at level 600 MoC counterbalances	10 million individuals below level 200
One individual at level 500 MoC counterbalances	750,000 individuals below level 200
One individual at level 400 MoC counterbalances	400,000 individuals below level 200
One individual at level 300 MoC counterbalances	90,000 individuals below level 200

POVERTY EXTERMINATION





POVERTY as defined by lack of Consciousness, being in UNTRUTH					
Nation	Consciousness (MoC)	Population (2024)	Percentage Calibrating MoC 100 MoC 200 or below		Population in Untruth Poverty 
Afghanistan	85	43,400,000	48%	92%	39,930,000
Angola	80	37,800,000	66%	95%	35,900,000
Argentina	280	46,000,000	28%	70%	32,200,000
Australia	410	27,000,000	10%	48%	12,960,000
Bosnia Herzegovina	180	3,300,000	38%	75%	24,750,000
Caribbean OECS	280	11,000,000	32%	78%	8,580,000
China	305	1,425,000,000	40%	79%	1,125,750,000
Colombia	320	52,200,000	32%	67%	34,970,000
Dominica Common	290	66,000	27%	66%	43,600
Eritrea	180	5,800,000	48%	85%	4,930,000
Ethiopia	140	115,000,000	50%	88%	101,200,000
European Union	380	451,000,000	14%	67%	30,220,000
Gaza Strip	180	2,100,000	59%	84%	1,760,000
India	305	1,436,000,000	38%	74%	1,062,640,000
India – Gujarat	280	73,000,000	44%	79%	57,670,000
India – Uttar Pradesh	300	239,000,000	41%	75%	179,250,000
Indonesia	220	280,000,000	34%	78%	218,400,000
Israel	190	8,660,000	28%	85%	7,360,000
Jordan	185	11,500,000	27%	80%	9,200,000
Papua New Guinea	220	17,000,000	55%	80%	13,600,000
Philippines	225	119,000,000	49%	80%	95,200,000
Poland	190	38,500,000	55%	81%	31,185,000
Russia	320	144,000,000	38%	81%	116,640,000
Solomon Islands	220	690,000	64%	85%	586,500
South Africa	190	60,000,000	49%	88%	52,800,000
Tanzania	200	68,800,000	53%	85%	58,480,000
Ukraine	330	38,000,000	48%	78%	29,640,000
United Kingdom	420	68,000,000	30%	65%	44,200,000
United States America	405	341,000,000	31%	56%	190,960,000
Vanuatu	305	307,000	39%	78%	240,000
Zimbabwe	100	17,000,000	65%	85%	14,450,000
World overall	220	8,100,000,000	40%	75%	6,075,000,000
					

POVERTY as defined by lack of Consciousness, being in UNTRUTH

Africa Nations	Consciousness (MoC)	Median Age	Population (2024)	Percent Calibrating MoC 100 MoC 200 or below		Population in Severe Untruth Poverty
Algeria	90	28.4	46,800,000	55%	79%	36,900,000
Angola	80	15.9	37,800,000	66%	95%	35,900,000
Benin	90	17.9	14,500,000	60%	84%	11,600,000
Botswana	145	23.2	2,500,000	58%	66%	1,650,000
Burkina Faso	120	17.3	23,500,000	57%	76%	17,860,000
Burundi	140	17.0	14,000,000	60%	79%	11,060,000
Cabo Verde	140	25.4	525,000	60%	81%	425,000
Cameroon	150	18.5	29,100,000	48%	79%	22,990,000
Central African Republic	80	19.7	5,330,000	70%	87%	4,637,000
Chad	90	17.8	20,300,000	68%	86%	17,460,000
Comoros	100	19.9	870,000	62%	80%	696,000
Congo, Democratic Republic	40	18.6	109,300,000	68%	90%	98,370,000
Congo, Republic of the	70	19.7	6,330,000	75%	86%	5,444,000
Cote d'Ivoire	125	20.9	31,900,000	60%	82%	26,160,000
Djibouti	290	23.9	1,170,000	58%	84%	983,000
Egypt	350	24.3	116,500,000	55%	70%	81,550,000
Equatorial Guinea	200	19.8	1,900,000	60%	84%	1,600,000
Eritrea	180	19.7	3,530,000	48%	85%	4,930,000
Eswatini	280	21.7	1,240,000	58%	84%	1,040,000
Ethiopia	140	17.9	132,000,000	50%	88%	101,200,000
Gabon	170	18.6	2,540,000	56%	90%	2,286,000
Gambia	195	21.0	2,760,000	58%	74%	2,042,000
Ghana	190	21.1	34,430,000	59%	80%	27,544,000
Guinea	190	18.9	14,750,000	57%	80%	11,800,000
Guinea-Bissau	175	20.1	2,200,000	61%	85%	1,870,000
Kenya	180	19.7	56,400,000	60%	78%	44,000,000
Lesotho	240	24.2	2,330,000	58%	74%	1,724,000
Liberia	200	17.8	5,600,000	60%	80%	4,480,000
Libya	95	28.9	7,380,000	58%	81%	5,980,000
Madagascar	125	19.7	31,960,000	58%	78%	24,930,000
Malawi	180	16.5	21,650,000	60%	79%	17,100,000
Mali	105	15.8	24,500,000	58%	80%	19,600,000
Mauritania	115	20.5	5,170,000	60%	80%	4,140,000
Mauritius	200	35.3	1,270,000	54%	74%	940,000
Morocco	245	29.3	38,100,000	60%	76%	28,960,000
Mozambique	180	17.2	34,630,000	58%	80%	27,700,000
Namibia	100	21.2	3,030,000	60%	77%	2,333,000
Niger	185	15.4	27,030,000	64%	88%	23,790,000
Nigeria	75	18.4	232,700,000	59%	80%	186,160,000
Rwanda	70	19.0	14,260,000	60%	79%	11,266,000
Sao Tome and Principe	175	19.3	235,000	55%	78%	183,000
Senegal	200	18.8	18,500,000	53%	75%	13,875,000
Seychelles	340	35.4	130,000	39%	65%	84,000
Sierra Leone	190	19.0	8,640,000	55%	70%	6,050,000
Somalia	100	18.1	19,000,000	56%	79%	15,000,000
South Africa	190	27.1	64,000,000	49%	88%	52,800,000
South Sudan	140	17.3	11,940,000	70%	90%	10,750,000
Sudan	110	19.9	50,450,000	68%	94%	47,420,000
Tanzania	200	17.7	68,800,000	53%	85%	58,480,000

Togo	215	19.8	9,500,000	60%	86%	8,170,000
Tunisia	175	31.6	12,280,000	59%	70%	8,596,000
Uganda	90	15.8	50,010,000	64%	88%	44,000,000
Zambia	110	16.8	21,310,000	57%	80%	17,050,000
Zimbabwe	100	20.0	17,000,000	65%	85%	14,450,000
Africa overall	190	19.2	1,530,000,000	59%	81%	1,228,000,000

Every nation, state / province, city, town, village, school, classroom, any group and/or community can be investigated to determine the varying levels of consciousness and the poverty in truth existing anywhere at any time!

POVERTY as defined by lack of Consciousness, being in UNTRUTH						
South America Nations	Consciousness (MoC)	Median Age	Population (2024)	Percentage Calibrating MoC 100 MoC 200 or below		Population in Untruth Poverty
						
Argentina	280	31.7	46,000,000	28%	70%	32,200,000
Bolivia	300	24.3	12,400,000	33%	78%	9,670,000
Brazil	300	32.6	212,000,000	35%	75%	159,000,000
Chile	360	34.4	19,800,000	40%	70%	13,860,000
Colombia	320	30.0	52,200,000	32%	67%	34,970,000
Ecuador	350	27.7	18,130,000	35%	60%	10,880,000
Falkland Islands	310	42.1	3,470	35%	70%	2,430
French Guiana	300	25.1	309,000	30%	75%	232,000
Guyana	320	26.2	830,000	36%	78%	647,000
Paraguay	300	28.2	6,930,000	31%	76%	5,270,000
Peru	280	28.0	34,200,000	33%	78%	26,680,000
Suriname	290	29.8	630,000	32%	80%	504,000
Uruguay	280	35.0	3,400,000	30%	70%	2,380,000
Venezuela	190	28.3	28,400,000	27%	68%	19,312,000
South America overall	300	30.7	437,000,000	33%	73%	316,000,000
						

POVERTY as defined by lack of Consciousness, being in UNTRUTH						
Middle East and Central Asia Nations	Consciousness (MoC)	Median Age	Population (2024)	Percentage Calibrating MoC 100 MoC 200 or below		Population in Untruth Poverty POVERTY
Afghanistan	85	18.9	43,400,000	48%	92%	39,930,000
Armenia	180	35.1	3,000,000	43%	68%	2,040,000
Azerbaijan	190	32.3	10,150,000	49%	76%	7,714,000
Bahrain	340	32.3	1,700,000	50%	80%	1,360,000
Egypt	350	24.3	116,500,000	55%	70%	81,550,000
Gaza Strip	180	18.0	2,100,000	59%	84%	1,760,000
Georgia	397	38.1	4,000,000	35%	67%	2,680,000
Iran	190	30.3	84,000,000	54%	81%	68,040,000
Iraq	120	20.0	40,250,000	59%	88%	35,420,000
Israel	190	29.9	8,660,000	28%	85%	7,360,000
Jordan	185	22.5	11,500,000	27%	80%	9,200,000
Kazakhstan	105	30.6	18,800,000	38%	78%	14,664,000
Kuwait	190	29.3	4,300,000	40%	80%	3,440,000
Kyrgystan	160	26.5	6,500,000	40%	76%	4,940,000
Lebanon	130	30.5	6,850,000	46%	79%	5,411,000
Oman	90	25.6	5,100,000	40%	79%	4,029,000
Pakistan	140	23.8	221,000,000	45%	75%	165,750,000
Palestine (West Bank)	185	19.9	5,100,000	39%	69%	3,519,000
Qatar	235	33.2	3,000,000	37%	66%	1,980,000
Saudi Arabia	175	27.5	35,000,000	39%	68%	23,800,000
South Sudan	140	17.3	11,940,000	70%	90%	10,750,000
Sudan	110	19.9	50,450,000	68%	94%	47,420,000
Syria	160	24.3	17,500,000	38%	77%	13,475,000
Tajikistan	280	17.7	9,550,000	37%	68%	6,494,000
Turkey	245	30.9	84,400,000	37%	77%	64,988,000
Turkmenistan	150	27.9	6,000,000	37%	77%	4,620,000
United Arab Emirates	180	30.3	9,900,000	39%	69%	6,831,000
Uzbekistan	190	28.6	33,500,000	40%	77%	25,795,000
Yemen	160	19.5	30,000,000	44%	81%	24,300,000
Middle East / C Asia overall	190	26.4	884,000,000	44%	78%	689,260,000



Hello Ladies and Gentlemen

We each are about to embark upon a worldwide endeavour with aspirations to shift communities a little towards a more prosperous and progressive life.

To truly achieve our objectives we are best to understand and recognise the issues confronting the community we are proposing to introduce our possibilities for growth to.

Kindly consider this Pascas Paper which can be downloaded from www.pascashealth.com, then go to the Library Download page, scroll down into Pascas Care Letters and click on to open:

 [Pascas Care Letters Worldwide Survey.pdf](#)

Kinesiology muscle testing in conjunction with Dr David R Hawkins' Map of Consciousness can enable anyone to calibrate the level of consciousness of the population of a nation, state / province, city, town, village, suburb and also drill down to a household and each individual therein within minutes.

The attached worldwide survey is now supported by more than 14 independent worldwide surveys providing enormous cross fertilisation of information and guidance. This is included in this Pascas Paper.

**PAS
PERS**

This provides a comprehensive starting point from which we are to initiate programs for the community, with their involvement and actual delivery control, so that optimums can be achieved.

Thus, from the thousands of assessments drawn together, we have this simple chart summarising all:

WORLDWIDE SURVEY			
Levels of Truth / Consciousness	Countries	Population2020	Lifestyle Feature
500+ MoC	NONE	0 million	Feeling orientated rather than mind-centric
400s	22	700 million	Freedom and Progressive Leadership
300s	71	4,100 million	Open and Free Education
200s	50	1,100 million	Current Religions
100s & below	73	2,100 million	Survival Living
Overall 220	216	8,000 million	Humanity entrenched in mind-centricity

The Map of Consciousness chart is based on natural love and is a scale of 0 - 1,000 based on the common-log of 10. A 10 point improvement is a 10,000,000,000 fold increase in energy. The overall scale also goes on to infinity. Due to the nature of the logarithm, 75% of humanity actually calibrate 200 MoC or below, and further, those calibrating 100 MoC of below represent 40% of humanity.

Hereditary environments are fundamentally our prisons. We each end up calibrating at the same level of consciousness as one or the other of our parents, should they differ. Thus our environmental heritage imposes upon us the conditions that prevail generation after generation. Our parents impose upon us, unknowingly, their errors and injuries and all this occurs by our sixth year. We then go on living the social and emotional issues that our parents carried throughout their adult life, now we

continue on doing the same throughout our adult life. Thus, the Worldwide Survey prevailing today shows that over a quarter of Earth's humanity are still living in a survival mode that prevailed more than 2,000 or even 2,500 years ago.

Kindly review Pascas Care Letters Worldwide Survey as it presents a vast array of understanding of the diversity of the environments in which living feelings first can greatly up-step communities while technological support is introduced and infrastructure developments anchor in the growth that they welcome and support for themselves.

Pascas Foundation (Aust) Ltd is a not-for-profit and the work involved is unique requiring enormous inputs from many people. We seek your participation through membership of the Foundation as we look to collaborate with each of you in the delivery of your own agendas. Kindly consider application for membership please. There are no obligations.

cheers for now

John Doel for

Pascas Foundation (Aust) Ltd

Rome
2 thousand
years ago



Africa
like...
an hour ago



2,000 years ago the world population was 300 million and all were living in survival mode. Now in 2024 we have over 6,000 million people are living in survival mode – calibrating 200 MoC or lower. We have successfully multiplied the ‘living in survival mode’ by more than twenty fold!

Note:

The Map of Consciousness (MoC) table is based on the common log of 10. It is not a numeric table. Thus the energy differentials are in fact enormous!

A calibration increase of 1 point is in fact a 10 fold increase in energy.

A calibration increase of 10 points is in fact a 10,000,000,000 fold increase in energy.

Levels of consciousness are always mixed: a person may operate on one level at one time and quite another level in another area of life. [In fact, we move in and out of fear, anger, guilt, etc. for either brief or extended periods. Even the levels up through unconditional love at 500 are experienced by most. But it is the percentage of time spent in each level that determines the dominant level in which one lives.]

Shame: Shamed children are cruel to animals and to each other. Later they are capable of forming vigilante groups to project their shame onto others whom they righteously attack. Serial killers have often acted out of sexual moralism with the justification of punishing "bad women". Shame produces false pride, anger, guilt. MoC 20 – 29

Guilt: associated with victim hood, masochism, remorse. Unconscious guilt results in disease, accident -proneness, suicidal behaviour. Preoccupation with punishment. Guilt provokes rage. Capital punishment is an example of how killing gratifies a guilt-ridden populace. MoC 30 – 49

Apathy: State of helplessness / death through passive suicide / level of homeless and derelicts / level of streets of Calcutta, abandonment of hope. MoC 50 – 74

Grief: Level of sadness, mourning over the past / habitual losers / chronic gamblers / notion of being unable to replace what is lost. MoC 75 – 99

Fear: Fear runs much of the world [in the enmity fearfulness is dominant emotion of 65% of the world] insecurity, vulnerable / leads to jealousy and chronically high stress level / very contagious / fearful people seek strong leaders. MoC 100 – 124

Desire: Motivates vast areas of human activity. Desire for money, prestige runs lives of many who have risen above Fear. At this level of addiction / desire for sexual approval has produced an entire cosmetics and fashion industry / accumulation / greed. It is insatiable because it is an ongoing energy field. Satisfaction is impossible / frustration is assured. MoC 125 – 149

Anger: Leads to either constructive or destructive action. Expressed most often in resentment and revenge. Irritable / explosive / leads to hatred. MoC 150 – 174

Pride: Has enough energy to run the Marines. Is a great leap forward from lower fields / is socially encouraged. Defensive / vulnerable because dependent upon external conditions. Inflated ego is vulnerable / divisive / arrogance / denial. The whole problem of denial is one of Pride. MoC 175 – 199

At or below MoC 200 is POVERTY through lack of Consciousness in Truth

Courage: Where productivity begins / zone of exploration / accomplishment / fortitude / determination / exciting / challenging / openness. All of this is achieved through the leap to truth / the courage to face one's flaws. MoC 200 – 249

Neutrality: Release from a position or opinion / flexible / non-judgmental / realistic. Not getting one's way is less defeating or frustrating. Beginning of inner confidence. One is not driven to prove anything. Does not lead to any need to control others. MoC 250 – 309

Willingness: Growth is rapid here. Willingness implies that one has overcome inner resistance to life and is committed to participation. Genuine friendliness / do not feel demeaned by service jobs. Helpful / high self-esteem / sympathetic / responsive to needs of others / resilient / self-correcting / excellent students / readily trained. MoC 310 – 349

Acceptance: Major transformation takes place when one recognises that one is the source of the experience of one's life. A full assumption of responsibility for one's self. Acceptance of life without attempting to conform situations to one's own agenda. Denial is transcended / calm / perceptive / balanced / appropriate. No interest in determining right and wrong. Self discipline / honouring of others rights / inclusive / tolerant. MoC 350 – 399

Reason: Intelligence/ capable of making rapid, complex decisions and abstractions / level of science / capacity for conceptualisation / deals with particulars / level of Nobel Prize winners, Einstein, Freud, etc. but ironically reason is often a block to higher states. MoC 400 – 499

Love: Love is not what the media professes: emotionality / physical attraction / possessiveness/ sentimentality / control / addiction / eroticism / novelty. When lovers or marriages "break-up", they usually were based on these attitudes rather than love, which is why this kind of "love" can lead to hate. It wasn't love in the first place. Love Deals with wholes. Unconditional love is accompanied by measurable release of endorphins. Love takes no position / permanent. Only 0.04% of population lives out of this level of consciousness. MoC 500 – 539

Joy: Level of saints / effortless / people with near death experiences often have reached this level of consciousness. Healing occurs. Individual will merges with Divine will. MoC 540 – 599

Peace: Radiance / suspension in time and space / everything connects to everything else / no preconception. Great works of art, music and architecture, which calibrate between 600 and 700, can transport us temporarily to higher levels of consciousness. MoC 600 – 699

Enlightenment: Buddha and Krishna. Jesus and Mary Magdalene remained beyond 1,000 throughout their lives here on Earth. Enlightenment is a never ending process. MoC 700 – 1,000




**PASCAS
PAPERS**

<http://www.pascashealth.com/index.php/library.html>

Library Download – Pascas Papers

All papers may be freely shared. The fortnightly mailouts are free to all, to be added into the mailout list, kindly provide your email address.

Childhood Suppression is the elephant in the room!



Put Children First

put children first

Feelings First, Mind Following



Embracing change involves engaging with all the members of the family.

Parents, guardians, carers and friends of each and every student are to be encouraged, welcomed to join in with the students in their introduction and discoveries of their feelings and the wisdoms they generate through their feelings in their journey to freedom through truth and love.

ONCE YOU KNOW - YOU CANNOT UNKNOW!

Mary Magdalene



PASCAS

wrap-around support

PARENTS, guardians and all carers are to be encouraged to become engaged in all aspects of the introduction to considering living feelings first, as guidance and understanding of variations to and changes that may unfold in their customs and norms of present living styles throughout their communities.

It is only through the stepping beyond traditional norms that evolutionary growth for the family is possible and that is what is to be revealed in our collective journey to exterminate poverty, the poverty of truth that keeps us each enslaved and entrapped in a never ending cycle, the treadmill of stagnation and submissiveness to others who have selfish agendas.

The CHILD is to FREELY EXPRESS ITSELF: Messages from Mary and Jesus 13 May 2003
Mary Magdalene:

The greatest gift you can give your child, is allowing it to be freely able to express itself, helping it to feel good about being able to say and express and communicate all it feels. **THERE IS NOTHING BETTER FOR A CHILD TO FEEL THAN KNOWING ITS PARENTS COMPLETELY WANT IT TO BE EXACTLY HOW IT FEELS IT WANTS TO BE.** To be completely unconditionally accepted for all that it is. Then it feels loved.

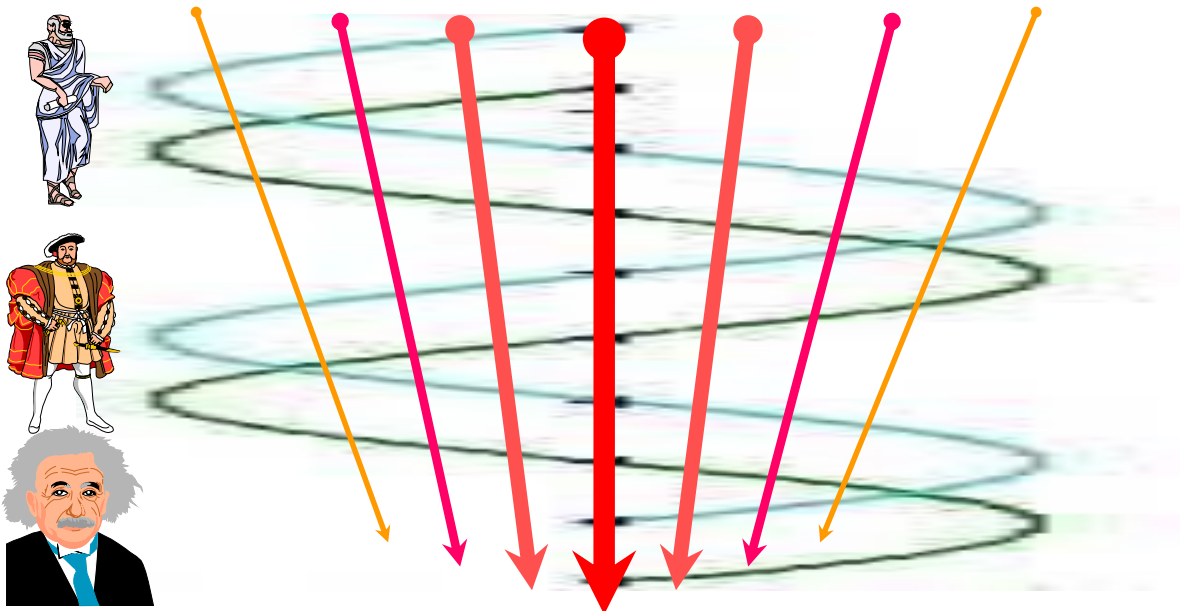


GREAT
-Turn

**This time, in the history of humanity, is
the most exciting time ever experienced.**



OUR BLOCKED EMOTIONS FLOW DOWN FROM GENERATION to GENERATION:



Childhood illnesses, and illnesses of baby within the womb, stems from blocked emotions passed down from generation to generation, resulting in malfunctions in the foetus.

We are a product of all that has come before us.

Our own soul condition is reflected in our children.



To assist baby, as well as our self, work and pray to express our blocked emotions.

Clearing our negative emotions – Feeling Healing – grows our soul condition as well as that of our children.


Baby's body, when conceived, is always perfect. Their soul condition is also perfect.

GENERATIONAL TRANSFER of EMOTIONAL BLOCKS and INJURY:

As children we are conceived taking on the denial of the seven Mansion Worlds which is passed onto us through our parents and carers. We absorb our parent's emotional injuries and their soul condition, which can typically reflect more of one or the other parent, however both parents' input is of equal importance. As children we continue to mirror our parents' soul condition until we leave home. When we decide to heal our childhood suppression and ongoing repression, we then have to systematically work through all seven worlds of feeling-denial, healing all the unloving influences from our parents. This is doing our Feeling Healing.

In turn, we are a reflection of our parents' soul condition, and their parents' soul condition and so on back through the generations. We can break this cycle by working on our own soul condition, feeling our emotions and expressing our fears and blockages while seeking truth.

These emotional blockages and injuries frequently manifest in our children as illnesses, even before birth or shortly thereafter. It is the accumulation and combination of issues held by past generations that insidiously manifest as life threatening illness episodes within unborn and new born babies. Parents through their own healing can lift illness from their children! Thus, to assist our children, we must firstly resolve emotional issues within ourselves. General emotional injuries or blockages manifest as various health issues. Thus, an illness episode or pain can be generally related to parents' emotional issues.



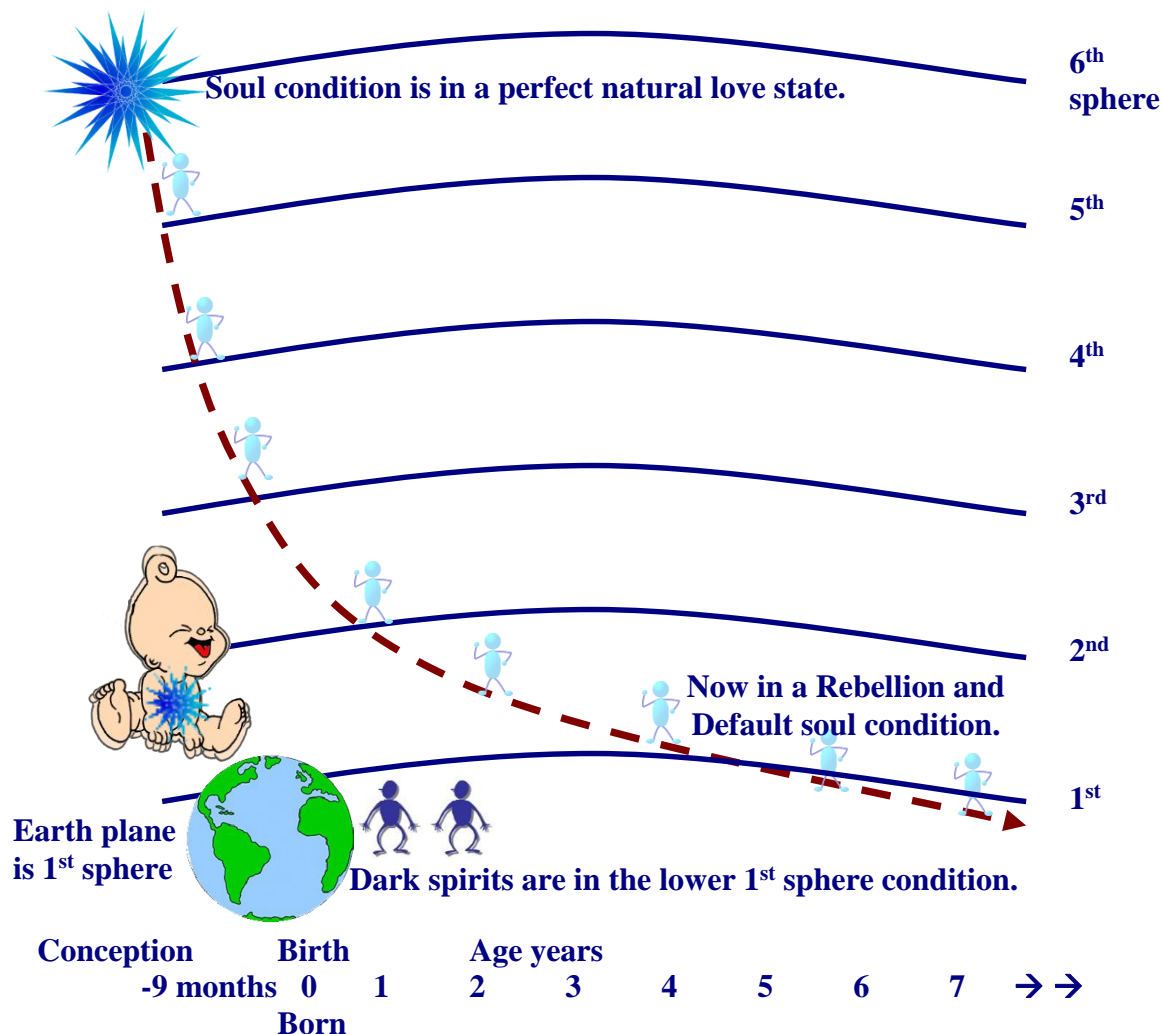
SOUL CONDITION of BABIES are SUPPRESSED to that of its PARENTS!

A newly incarnated soul is immediately being infused with the emotional injuries of those in its environment, that is, the damaging emotions and erroneous beliefs of its mother, its father and of those within its family environment.

This process continues until the child reaches around the age of six, then it tends to develop its own way from then on, however, closely aligning itself with a parent or both parents. Kinesiology testing of Map of Consciousness confirms this suppression progress. Conception can be likened to facing a water cannon for the child!

Poor condition spirits may have previously connected with a young child should the environment be conducive for such a relationship. However, on 22 March 2017, all such spirit connections became blocked. A spirit cannot harm another personality.

We, as parents, can work on our own soul condition, through feeling healing, which in turn benefits the baby. We can also ask and prompt spirits to seek help from brighter spirits from within their own environment.



OUR INDUCTION into PHYSICAL LIFE:

At our conception, we are welcomed by a relentless infusion of errors and injuries, unknowingly, carried by our parents and carers!



Our physical parents do not realise that even before our incarnation we have taken on board their combined emotional errors and misbeliefs. We are now suffering their pain!



We are conceived perfect. Our childhood illnesses, deformities and personality distortions are all a cocktail of their injuries. The onslaught is so great that worldwide around 50 million miscarriages occur annually.

Only by embracing Feeling Healing will miscarriages, deformities, childhood illnesses and abortions abate worldwide – and then childhood delinquencies will also abate.

WE are to LIVE BY and EXPRESS OUR TRULY LOVING SOUL BASED FEELINGS:



We arrive into the physical world (at conception) with a pure and free personality and a soul based will that are to be truly and fully expressed. Unwittingly, our carers, namely our mother and father and those close by, set about remodelling our individuality. That is, they shut our personality and self-expression down. The result of this is traumatic. This is reflected through our physical body. This childhood suppression is what brings about all of our pains, illnesses, and mental disturbances. Only by embracing our emotional pain and injuries, either good or bad, and longing for the truth of them, and expressing them (talking) through these experiences to a companion, can we release these dreadful encrustments suffocating our true selves and liberate our personality, being our soul. We are to follow our passions and heart felt desires and to live true to ourselves, this is how our Heavenly Parents know us as and this is what we need to return to so that we can find our way home to Them.




Children are now to embrace and express their feelings in all that they do and experience. It is our feelings that are our guiding light of love and truth. Truth is love.



Why?

May we ask why we have not understood this before? The Universal Contract governing the Rebellion and Default had to work its course. Cracks in it are now being worked to end the Rebellion and Default.


Education is to reveal itself through our feelings. Our soul based feelings are always in truth. And truth is love! We are fully self-contained. Our feelings are to lead our mind in all that we do, not live how we have been previously taught. It is that simple!



Within, I know who I am and what my future journey beholds! My feelings are to be my guide being supported by my mind - not the other way around as it has been!





NETWORK of HIDDEN CONTROL is a WORLDWIDE WEB of INTRIGUE



Ten ducks in a row, but one always misleading or misled!





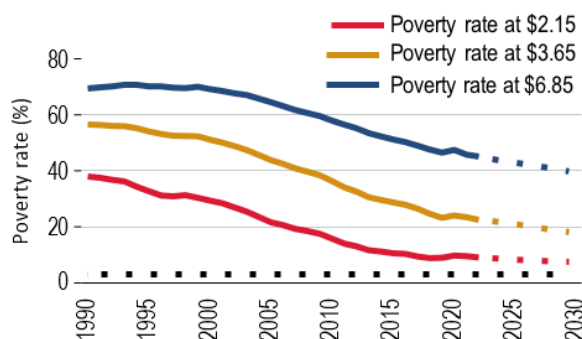
Progress: Global poverty reduction and improvements in shared prosperity have stalled

The World Bank has set a clear mission: ending extreme poverty and boosting shared prosperity on a livable planet.

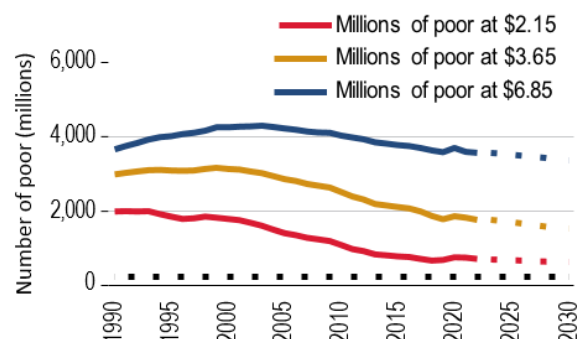
At a poverty standard more relevant for upper-middle-income countries (US\$6.85 per person per day), 44% of the world's population lives in poverty. The number of people living under this higher standard has barely changed since 1990 due to population growth. At the current pace of progress, it would take decades to eradicate extreme poverty and more than a century to lift people above US\$6.85 per day.

Global extreme poverty reduction has slowed to a near standstill, with 2020–30 set to be a lost decade:

a. Progress in reducing extreme poverty has come to a halt



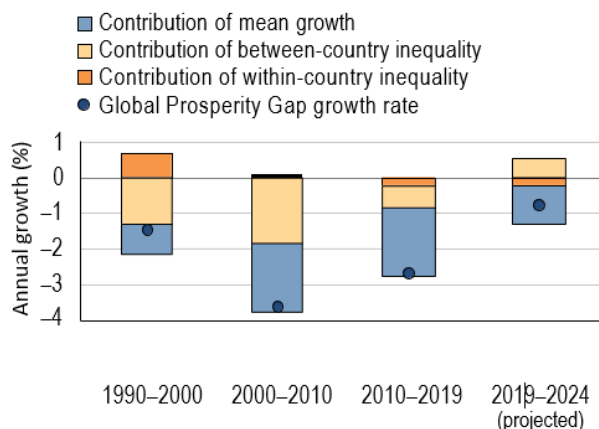
b. Number of people living on less than \$6.85 per day has remained unchanged since 1990



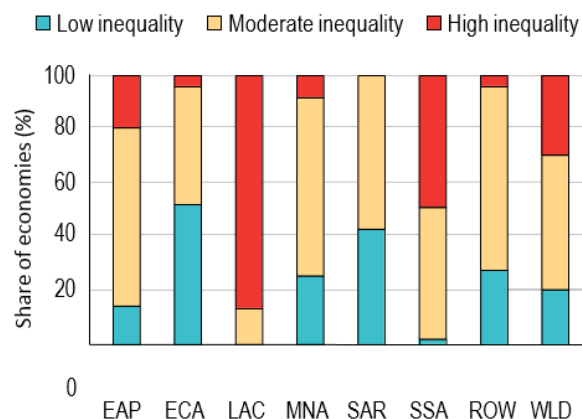
Note: all \$ values are expressed in per person per day in 2017 purchasing power parity dollars. 2022–30 are projections and are shown in dots at the ends of lines. in panel a, the black horizontal dotted line is drawn at 3 percent and indicates the world bank's target of ending extreme poverty by 2030. in panel b, it is drawn at 256 million, which represents 3 percent of the global population projected for 2030.

Progress on boosting shared prosperity around the world has slowed down

a. Recent progress on the Global Prosperity Gap was hindered by increasing inequality between countries due to divergent growth



b. Latin America and the Caribbean and Sub-Saharan Africa have a large share of high-inequality economies



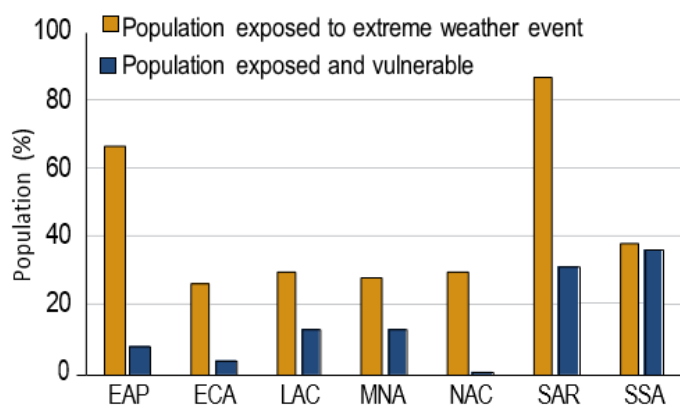
Note: EAP = East Asia and Pacific; ECA = Europe and Central Asia; LAC = Latin America and the Caribbean; MNA = Middle East and North Africa; SAR = south Asia; SSA = sub-Saharan Africa; ROW = rest of the world; WLD = world.

The number of economies with high income or consumption inequality—defined as a Gini coefficient above 40—has fallen from 61 to 49 in a decade. High-inequality economies are concentrated in Latin America and the Caribbean and Sub-Saharan Africa (figure 2, panel b) and are home to 1.7 billion people in 2022, approximately one-fifth of the world’s population, a share that has remained roughly the same over the past decade. Seventy percent of the global population lives in an economy with moderate inequality (Gini between 30 and 40), and only 7% live in economies with low inequality (Gini below 30).

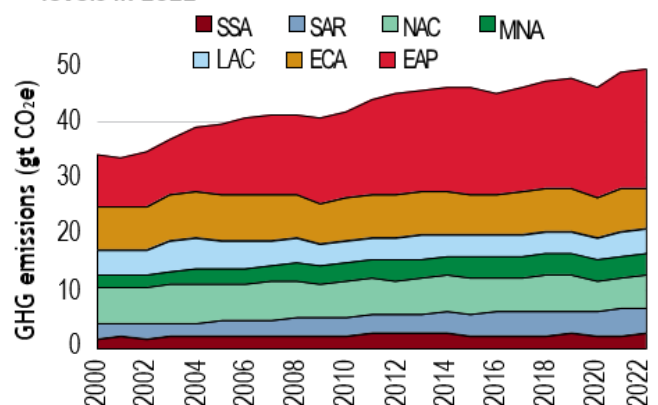
Moreover, nearly one in five people are at risk of experiencing welfare losses due to an extreme weather event from which they will struggle to recover. The World Bank has developed a new vision indicator that counts the number of people at high risk from climate-related hazards globally. Being at high risk is defined as being exposed to hazards and also being vulnerable to their impacts (defined as the physical propensity to experience severe losses and the inability to cope with and recover from losses). Sub-Saharan Africa has the largest share of people at high risk from extreme weather events, with almost everyone who is exposed to an extreme weather event also being at high risk (figure 3, panel a). South Asia has the largest total population at high risk from extreme weather events (32% of the population).

Risks from extreme weather events are high and may increase without action

a. Climate risks are high



b. Greenhouse gas emissions reached record levels in 2022



ALWAYS BE TRUE TO YOUR FEELINGS

Poverty, Prosperity, and Planet Report 2024

“The **International Development Association (IDA)** is a development finance institution which offers concessional loans and grants to the world's poorest developing countries. The IDA is a member of the World Bank Group and is headquartered in Washington, D.C. in the United States. It was established in 1960 to complement the existing International Bank for Reconstruction and Development by lending to developing countries which suffer from the lowest gross national income, from troubled creditworthiness, or from the lowest per capita income. Together, the International Development Association and International Bank for Reconstruction and Development are collectively generally known as the World Bank, as they follow the same executive leadership and operate with the same staff.

“IDA works in **74 countries** in Africa, East Asia and Pacific, South Asia, Europe & Central Asia, Latin America & Caribbean, and Middle East & North Africa.”

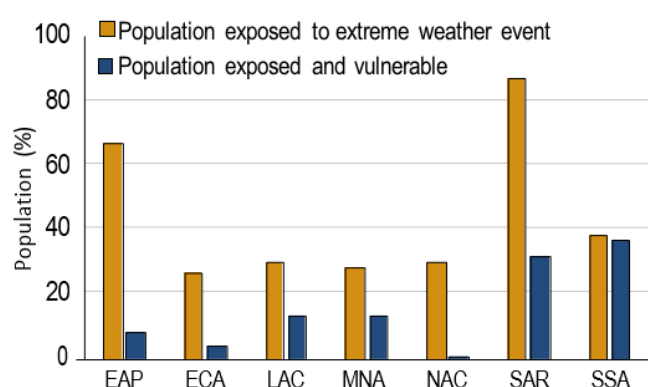
https://en.wikipedia.org/wiki/International_Development_Association

By contrast, the share of people at risk is the lowest in North America, where less than 1% of the population is at high risk. Although exposure in Sub-Saharan Africa is not as high as in other regions, high levels of vulnerability keep people at high risk. The likelihood of experiencing losses has declined with growing income levels globally, but less for the poorest and those in more fragile settings. For example, between 2010 and 2019, despite the number of people exposed increasing, non-International Development Association (IDA) countries were able to reduce the number of people at risk significantly over this period. This pattern is not the case for IDA countries, where the number of people at risk rose almost one to one with the population exposed. In non-IDA countries, the population at risk fell due to the large gains in income and financial access, developments from which people in IDA countries did not benefit as much.

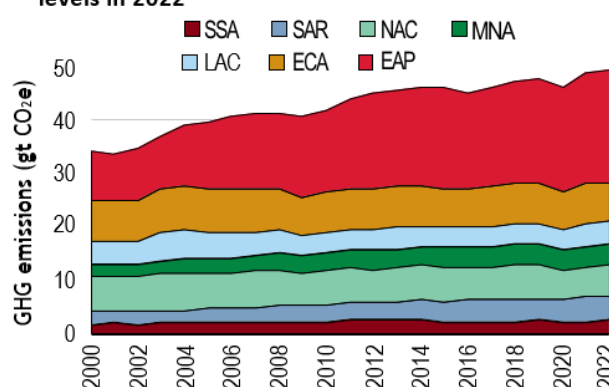
In 2022, greenhouse gas (GHG) emissions reached record levels (figure 3, panel b), trapping nearly 50% more heat than in 1990. (This statement calibrates UNTRUE, the calibration is 180 MoC.) Climate change will likely lead to more frequent and more intense extreme weather events, which will negatively affect welfare.

Risks from extreme weather events are high and may increase without action

a. Climate risks are high



b. Greenhouse gas emissions reached record levels in 2022




Note: GhG = greenhouse gas; gt Co2e = gigatons carbon dioxide equivalent.

Large gaps in human capital, basic infrastructure, and life essentials affect significant populations in the poorest regions. One-half or more of the people in Sub-Saharan Africa and in fragile and conflict-affected situations lack electricity and sanitation. Large education gaps also persist, but investments in education in low-income countries remain very low.

Air pollution is a leading environmental risk to people's health, which must be prioritised: it carried a health cost representing 6.1% of global GDP in 2019. The prevalence of undernourishment is also on the rise globally and remains particularly high in Sub-Saharan Africa. These large multidimensional gaps have also

contributed to the vulnerability to shocks in lower-income countries.

The global environment is facing multiple and interconnected crises or a “polycrisis.” The global environment that has become more challenging amid a polycrisis—from slow growth prospects and high levels of debt to increased uncertainty, fragility, and polarisation. Economic growth in the poorest countries is projected to remain weaker than in the decade before the pandemic. In addition, debt interest payments in the poorest settings are reaching an all-time high, diverting spending away from critical needs.

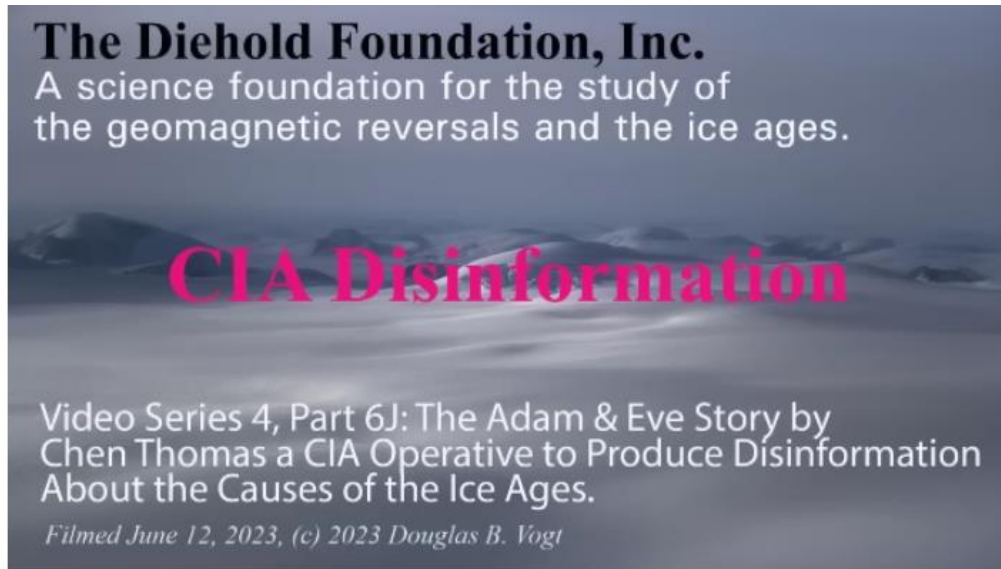


CO² is NOT a GREENHOUSE GAS!

Kindly go to www.pascashealth.com, then Library Download page, scroll a long way down to Corporate Foundation Documents and click on to open:

 [Pascas WorldCare Earth Changes Environmental Changes.pdf](#)

HOW DID THIS ERRONEOUS and HARMFUL PROPAGANDA ORIGINATE?



Series 4, Part 6J, Adam and Eve Story by Chen Thomas CIA Disinformation

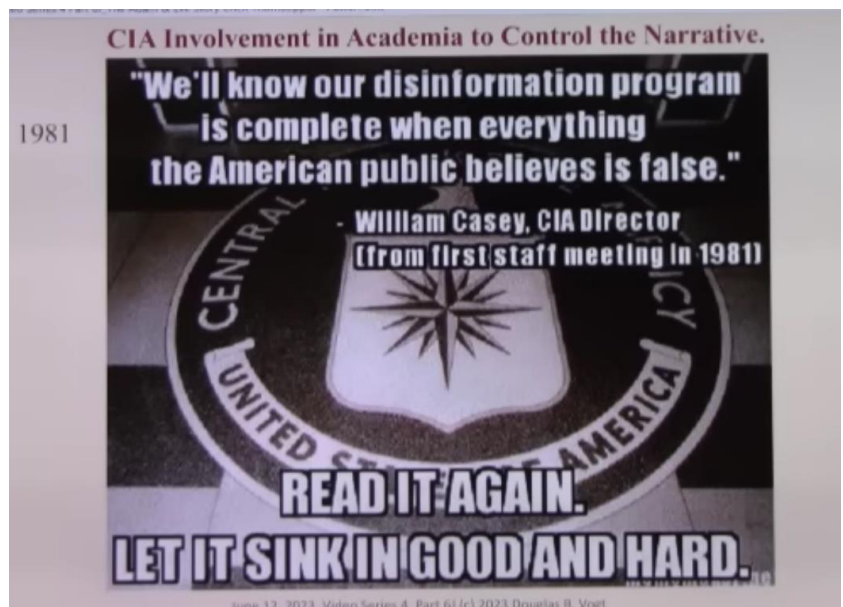
https://www.youtube.com/watch?v=cZkq_bCQmfk

<https://www.youtube.com/watch?v=ajp9Xr5n6cg>

Diehold Foundation published this YouTube on 12 & 17 June 2023

<https://dieholdfoundation.com/>

The alternative reality of what is causing global warming as well as what causes cataclysms, this being introduced by Chan Thomas with the false premise of carbon dioxide (CO²) as being the driver of global warming, while he was working with the USA agency of the CIA (Central Intelligence Agency). Through an act of Congress, being the Central Intelligence Agency Act 1949, encapsulating the Education Partnership Agreement, “improvement of education in science, technology, engineering, arts and mathematics”, which enables CIA to impose its programs of disinformation, as well as their own agendas and propaganda upon the people of USA (and the world) through the education system as well as the media. However, Wallace S Broecker tried to give credence to the idea that CO² is causing global warming (Journal Science 8 August 1975). Broecker is really the father of global warming.



HIGHER CO² LEVELS are CRITICAL for FOOD PRODUCTION

How long do you think Earth has before all life goes extinct, due to either humans or natural causes (asteroid, global warming)?

<https://www.quora.com/How-long-do-you-think-Earth-has-before-all-life-goes-extinct-due-to-either-humans-or-natural-causes-asteroid-global-warming>

11 June 2023

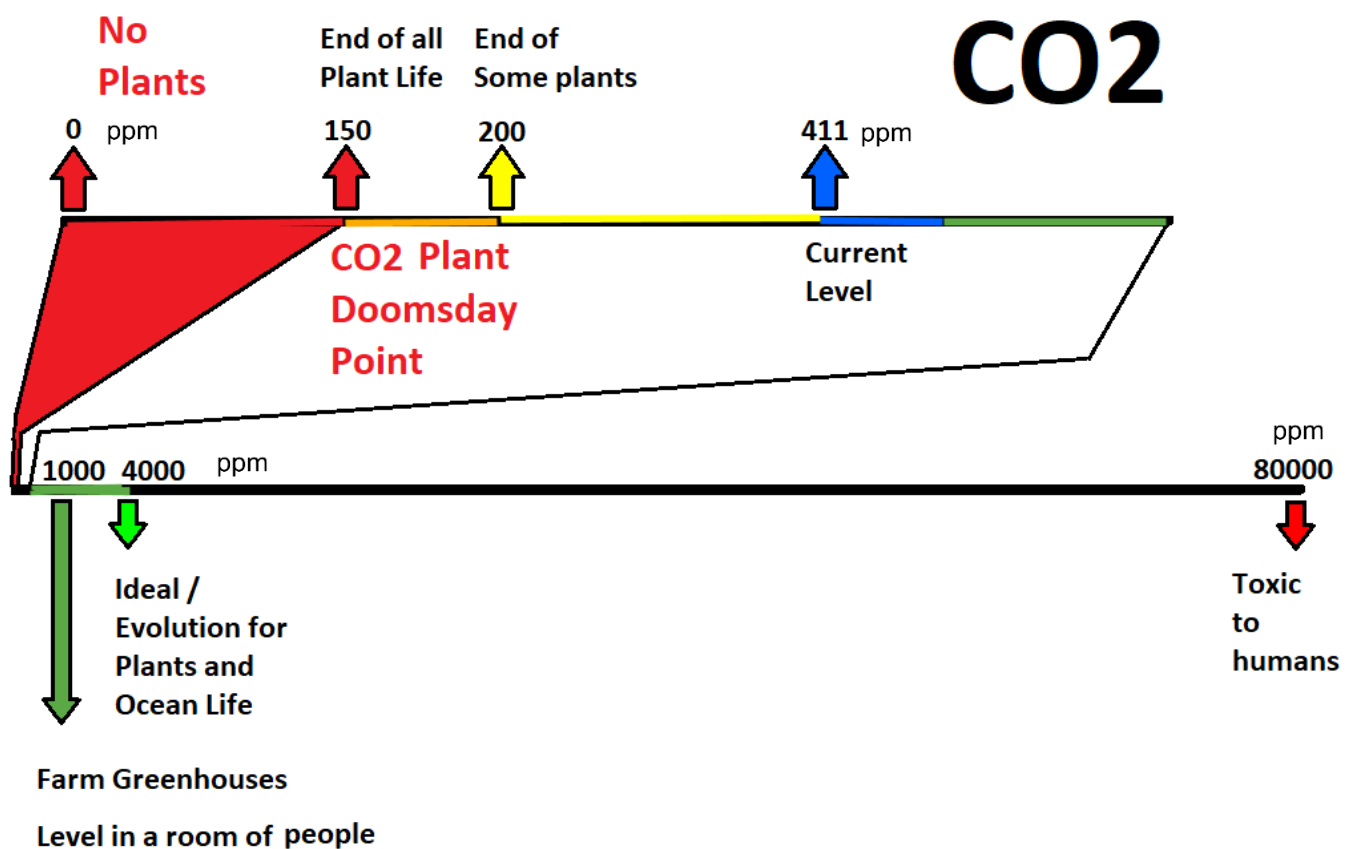
It really depends on how soon CARBON SEQUESTRATION efforts can reduce atmospheric CO² from 400ppm to 200ppm and cause a chain reaction of extinctions.

Long term levels of CO² in the atmosphere have been typically 1% (10,000 ppm).

CO² levels would need to increase 25 fold to reach that level.

CO² levels presently are dangerously low and present worldwide famine potential!

CO² levels approaching 0.100% appear to be optimum for global food security!



CO² has recently increased only from 340ppm to 420ppm, a long way off 1,000ppm!

Throughout the first quarter of the 21st century (2000 – 2025), humanity has been hell bent on its self-destruction by endeavouring to lower the atmospheric CO² levels, should they have fallen to the low levels as noted above, worldwide famine would have unfolded!

Science is confused and frequently in error due to dependence upon mind-centricity.

ATMOSPHERE and CARBON DIOXIDE levels

100.000%

Atmosphere of planet Earth

0.150%

Carbon Dioxide (CO²) historically mostly above this level

0.100%

Carbon Dioxide (CO²) is a natural plant fertilizer – optimum food supply

0.042%

Carbon Dioxide (CO²) level in 2020

0.032%

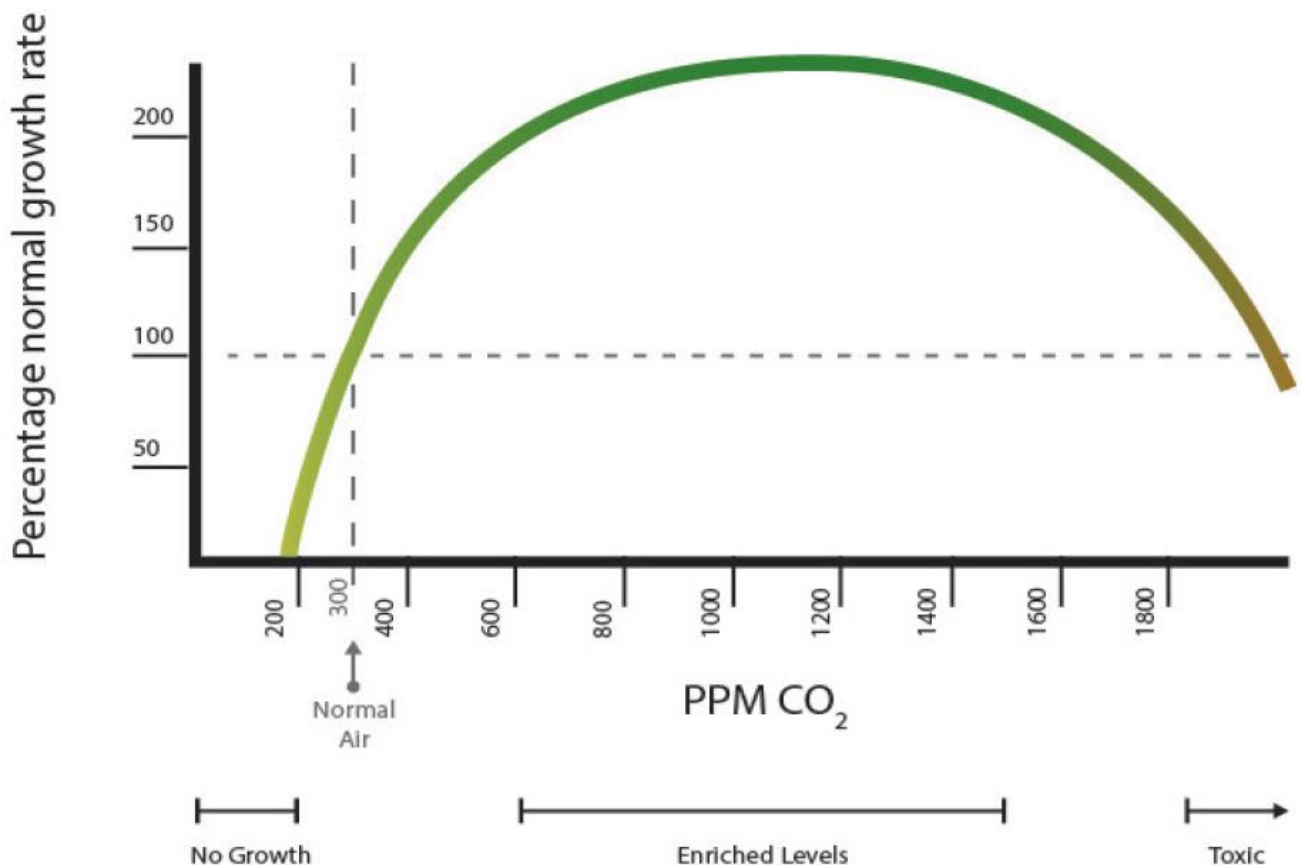
Carbon Dioxide (CO²) level in 1960

0.025%

At this level of CO₂ plants begin to have difficulty going to seed!

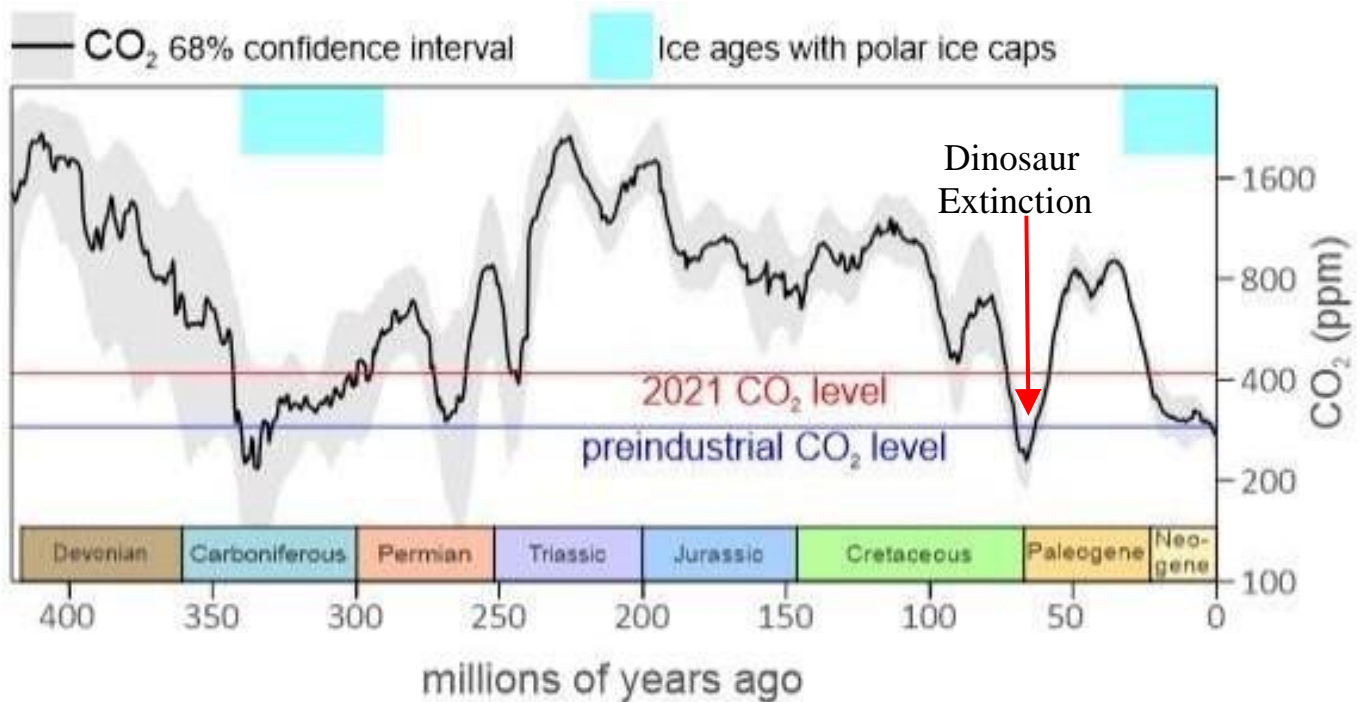
0.018%

At this level we have worldwide famine – time of dinosaur extinction!



DINOSAUR EXTINCTION was through STARVATION due to lack of CO²

(This statement tests TRUE MoC 485)

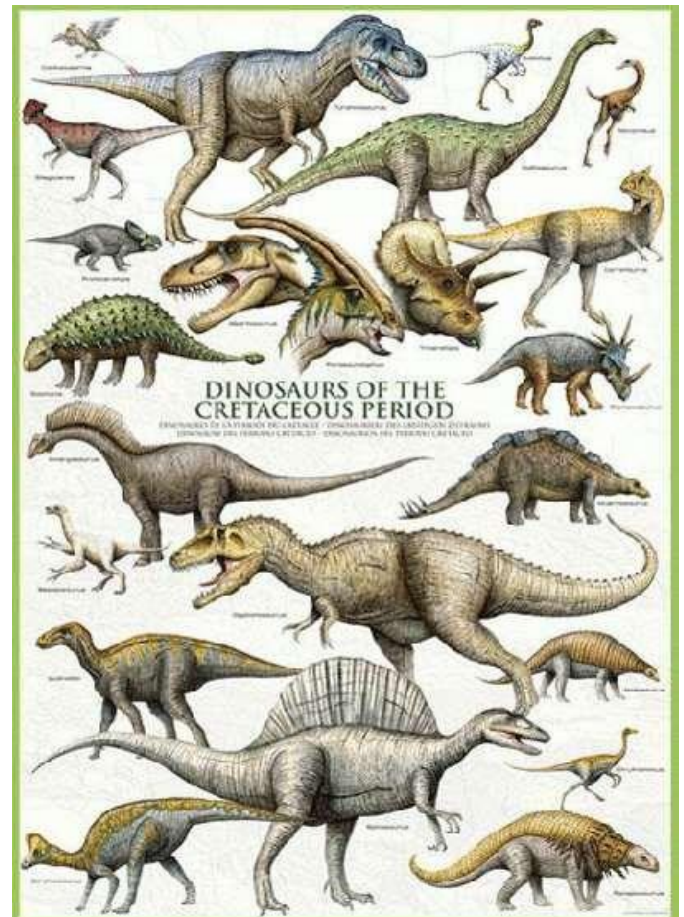


Dinosaurs went extinct about 65 million years ago (at the end of the Cretaceous Period), after living on Earth for about 165 million years.

Note the extremely low levels of CO² at that time of extinction, below 200 ppm – the dinosaurs died out due to starvation – plants have difficulty seeding below CO² levels of 250 ppm. The levels went below 200 ppm thus resulting in a global famine.

CO² is a natural fertiliser. Further, there is no correlation between levels of atmospheric CO² and surface temperatures.

30% of food production increases over the last 70 years are due to increased levels of CO². Without increased CO² humanity would now be experiencing worldwide starvation.



Why are the positive effects of global warming not being mentioned?

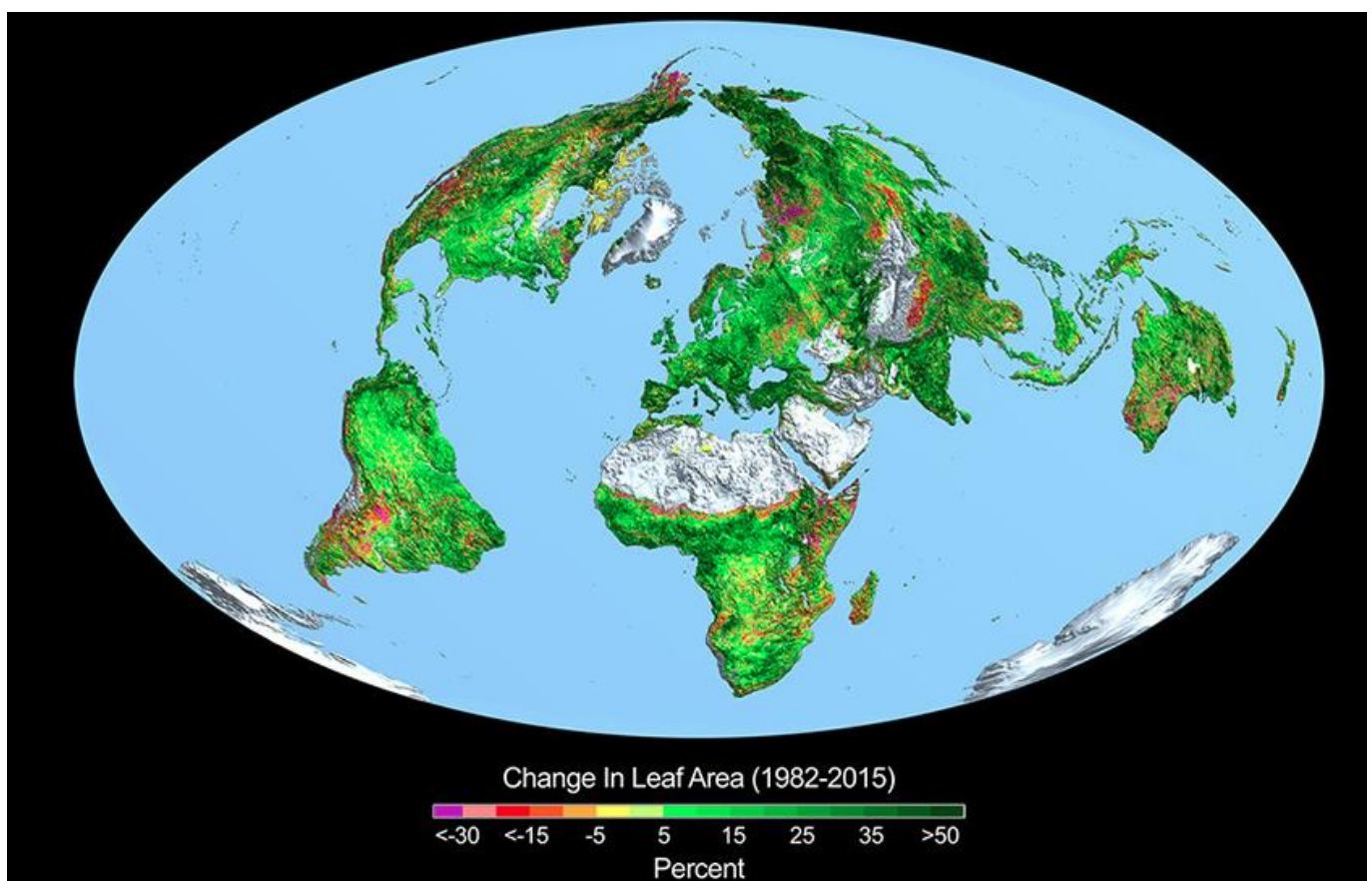
<https://www.quora.com/>

Ken Towe: former Senior Scientist at Smithsonian Institution (1964–1996)

14 June 2023

Since pre-industrial time the small amount of warming that has taken place and the release of CO² for our energy needs has combined to turn the Earth greener as seen from NASA satellites. That's a positive for agriculture, especially in the poorer parts of the world. It is rarely mentioned in the media because it doesn't fit the narrative of a catastrophic future unless we remove all of the energy that gets us to zero emissions by 2050.

From a quarter to half of Earth's vegetated lands has shown significant greening over the last 35 years largely due to rising levels of atmospheric carbon dioxide, according to a new study published in the journal *Nature Climate Change* on 25 April 2016. The greening represents an increase in leaves on plants and trees equivalent in area to two times the continental United States. Research results showed that carbon dioxide fertilisation explains 70% of the greening effect

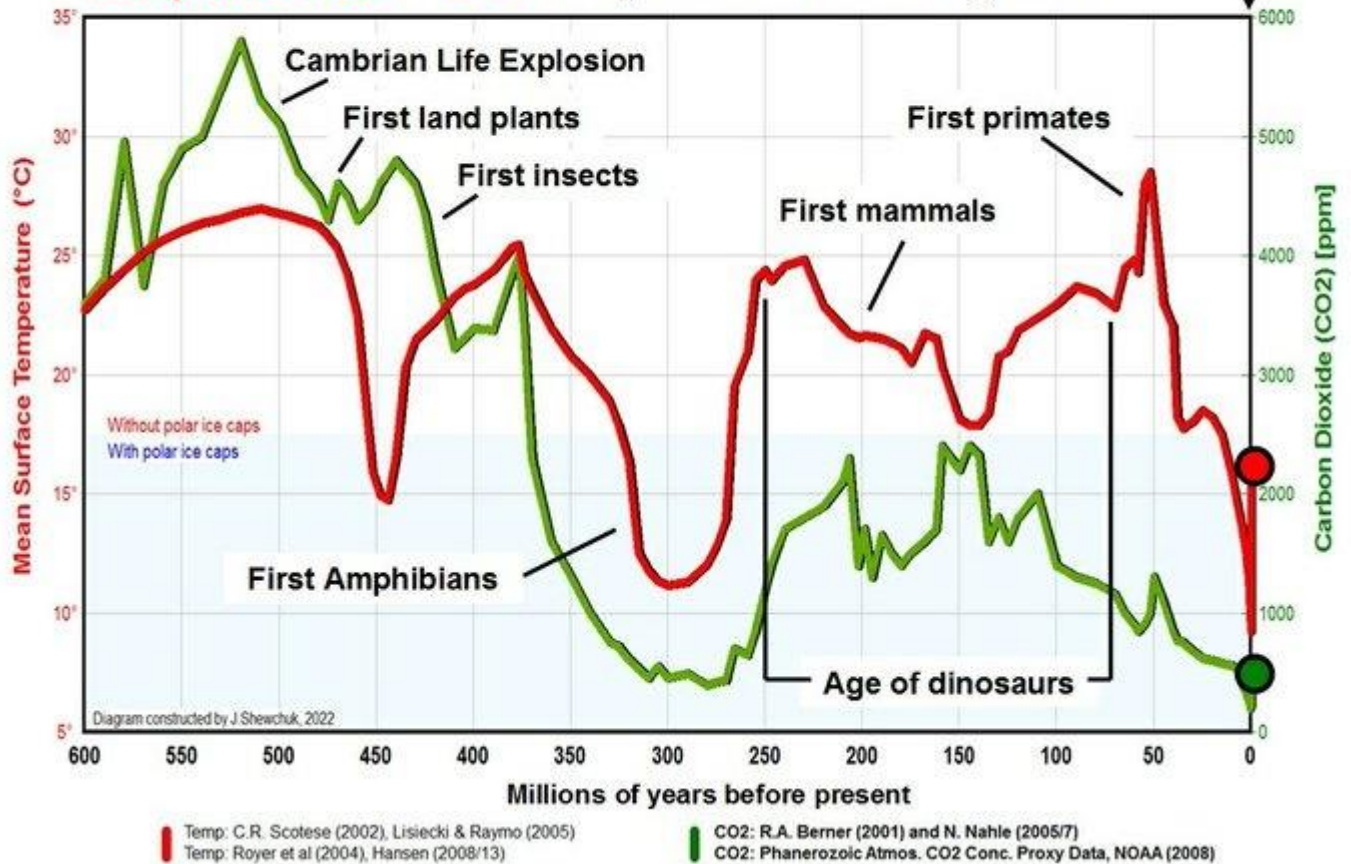


The increase of CO² in the atmosphere from about 320 ppm (0.032%) to 420 ppm (0.042%) has raised the efficiency of our crops and trees by about 300%. Worldwide famine is avoided! Further, CO² does not warm up the Earth, it cools it slightly (increased vegetation). CO² is beneficial to life! It is the basis of life. CO² is not a contributing to global warming. CO² is no danger. Life on Earth has recovered greatly because of our releasing CO² into the atmosphere (even if it is only a tiny fraction!).

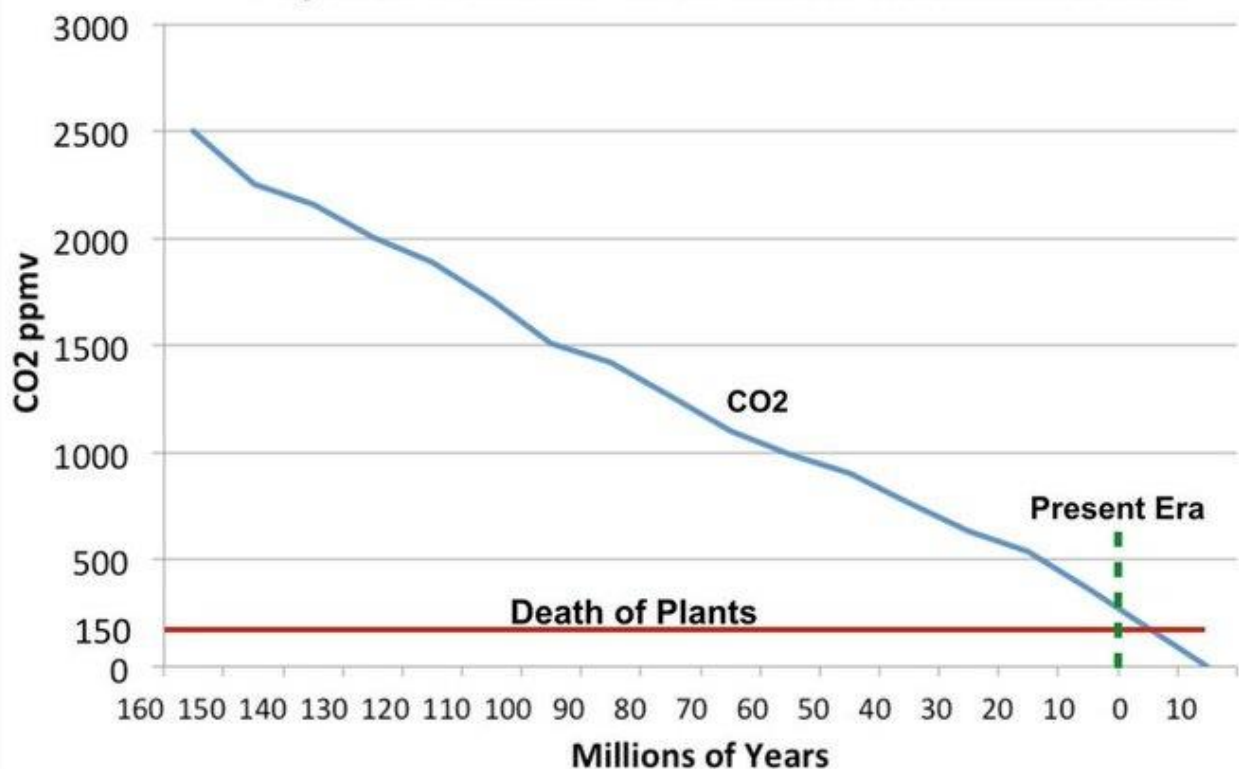
Note: The farming region around West Wyalong, central New South Wales, Australia, was reporting regularly wheat crop yields at 10 bags per acre in the 1960s whereas now in the 2020s the yields are regularly 28 bags per acre! This being equivalent to a very substantial increase. I, John, grew up in this farming district.

CO₂ and Climate Change

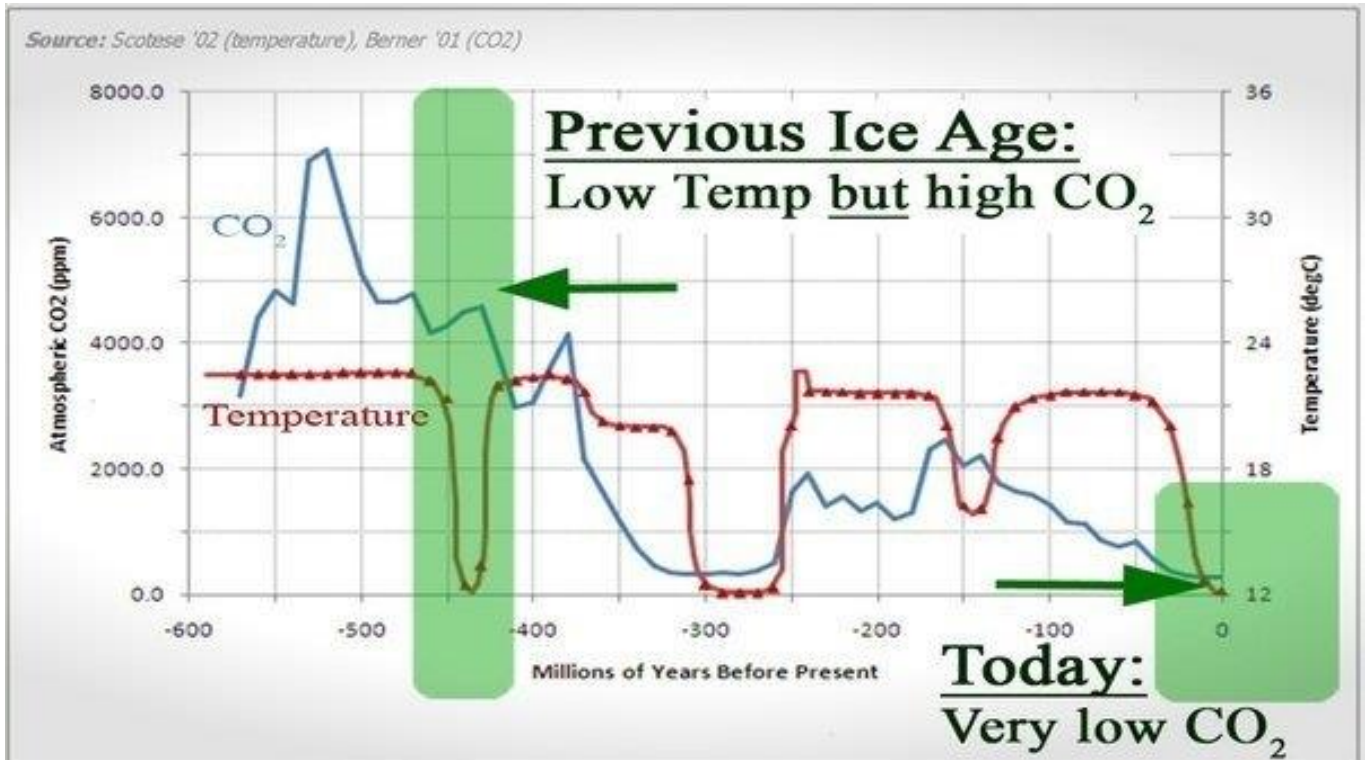
Temperatures & CO₂ for past 600 million years



Projected CO₂ Level in Absence of Human Emissions

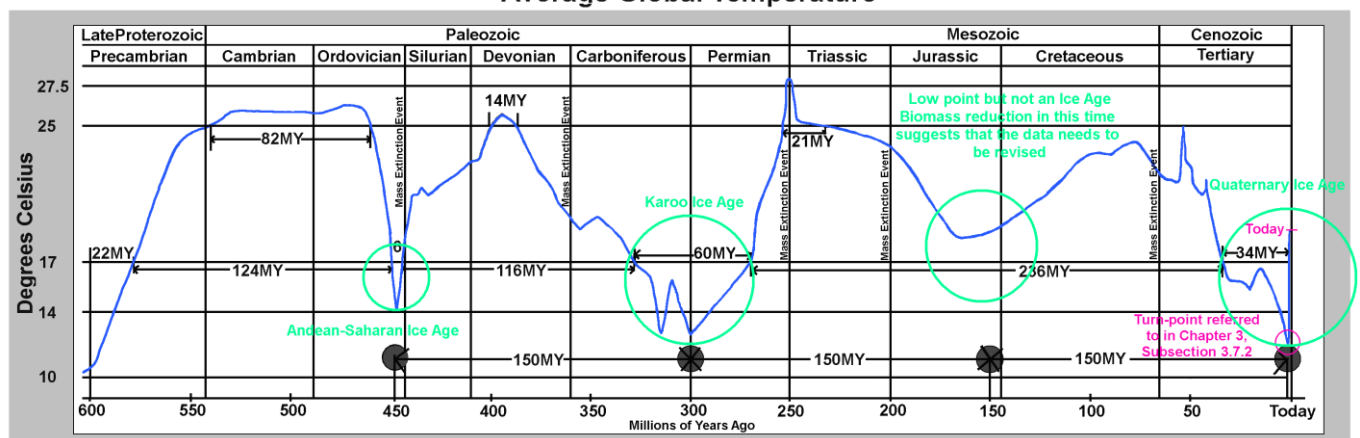


There is NO correlation between atmospheric CO₂ and global temperatures!



The stationary side facing the Sun during a Sun nova event receives tremendous heat, whilst the reverse side snap freezes. Massive amounts of water evaporate out of the oceans into the atmosphere. Heat from the Sun and moisture in the air may take more than a thousand years to normalise. Sun nova events may be 150 million years apart or just 100,000 years apart. And a massive drop in global temperature is

Average Global Temperature



Data Extracted from:
Paleomap project source: AGT graph copyright 2015,
Scotese, C.R., 2002, <http://www.scotese.com>, (Paleomap website)

Copyright © Walter Fiori, 2019

brought on by a Sun nova event:

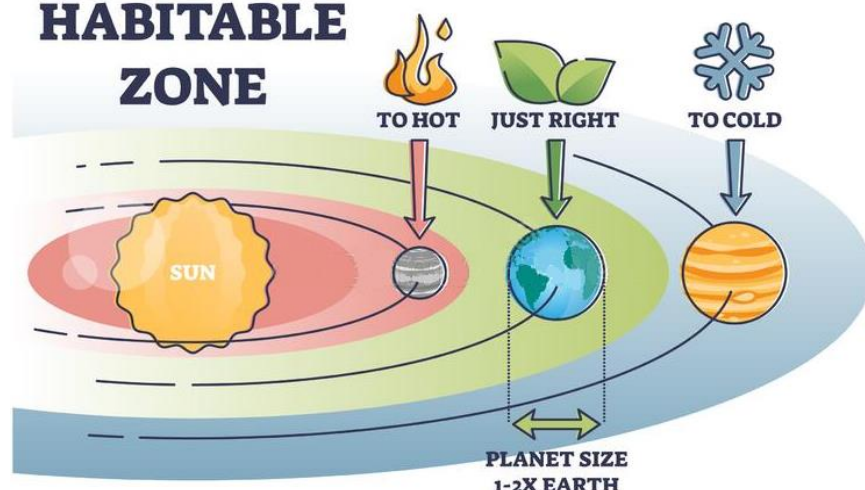
Energy is transmitted from the centre of the universe to the stars and in turn, the stars (suns) transmit energy to the core of the planets within its solar system. There are periodical cyclical surges in the volume of energy relayed. This can cause rapid climate changes, etc.

During the mid to late 20th century (1950s and onwards) the surge in energy relayed to the cores of the worlds in our solar system has brought about noticeable effects. The surge in energy received into the core of Earth has brought about a slight increase in the rotation of the core, this has increased tensions on the surface, a slight tilting and noticeable changes in Earth's weather patterns.

NASA has also recorded changes to the environments on the surface of our neighbouring planets throughout our solar system!

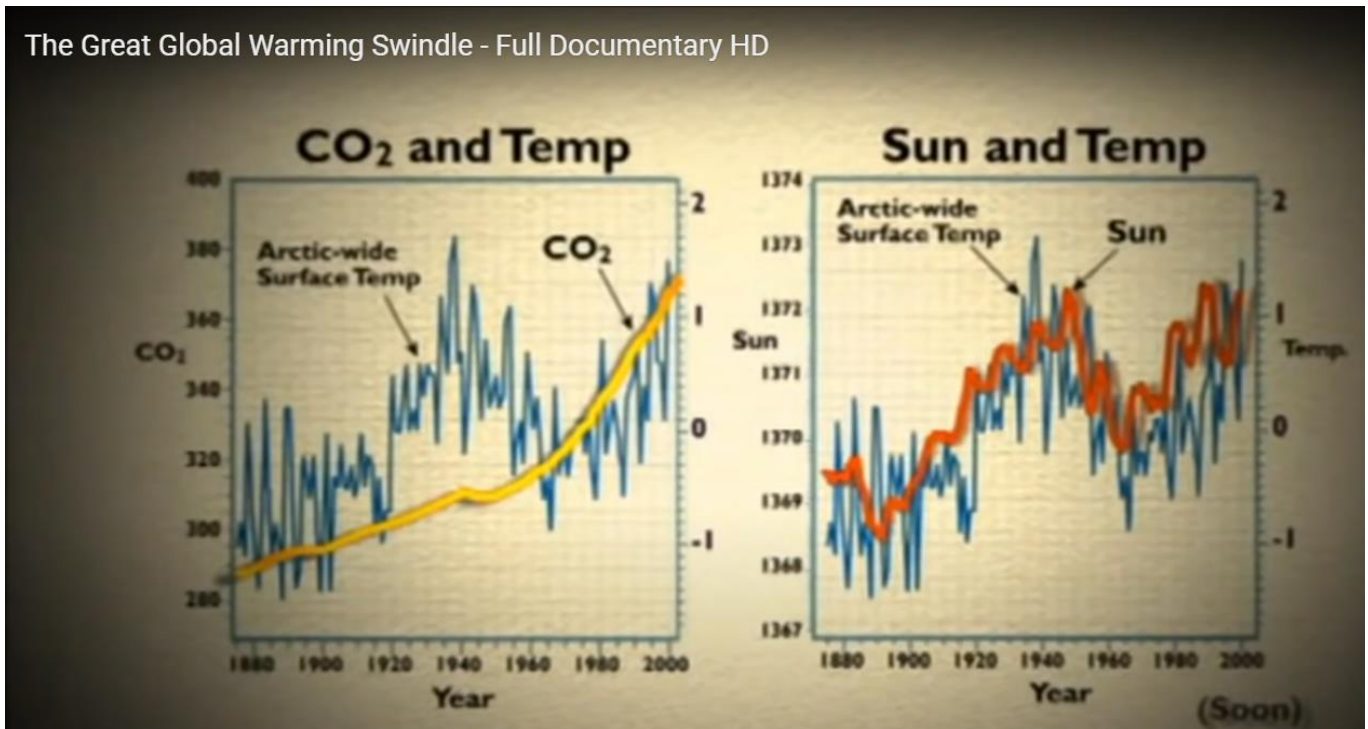


HABITABLE ZONE

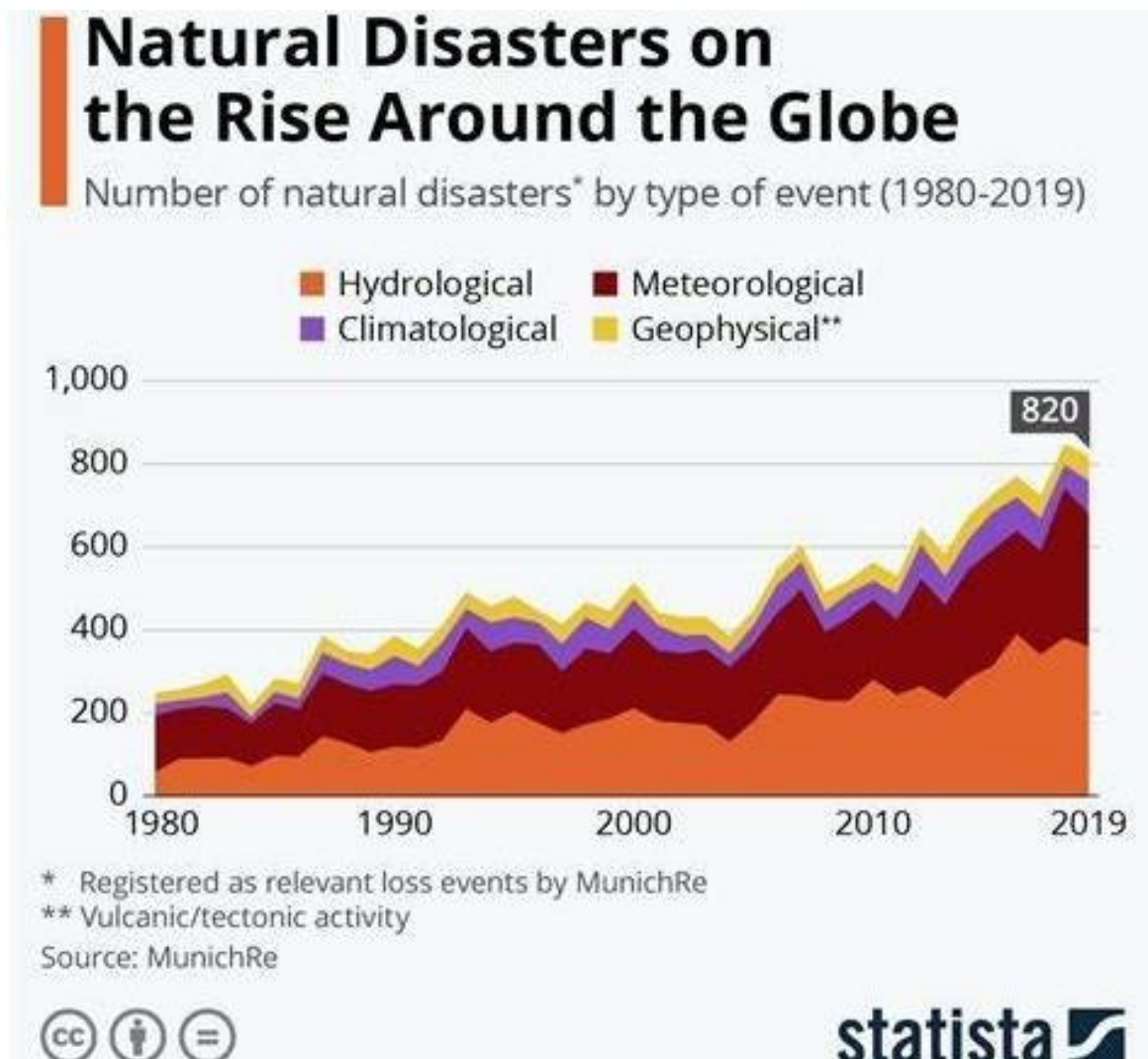


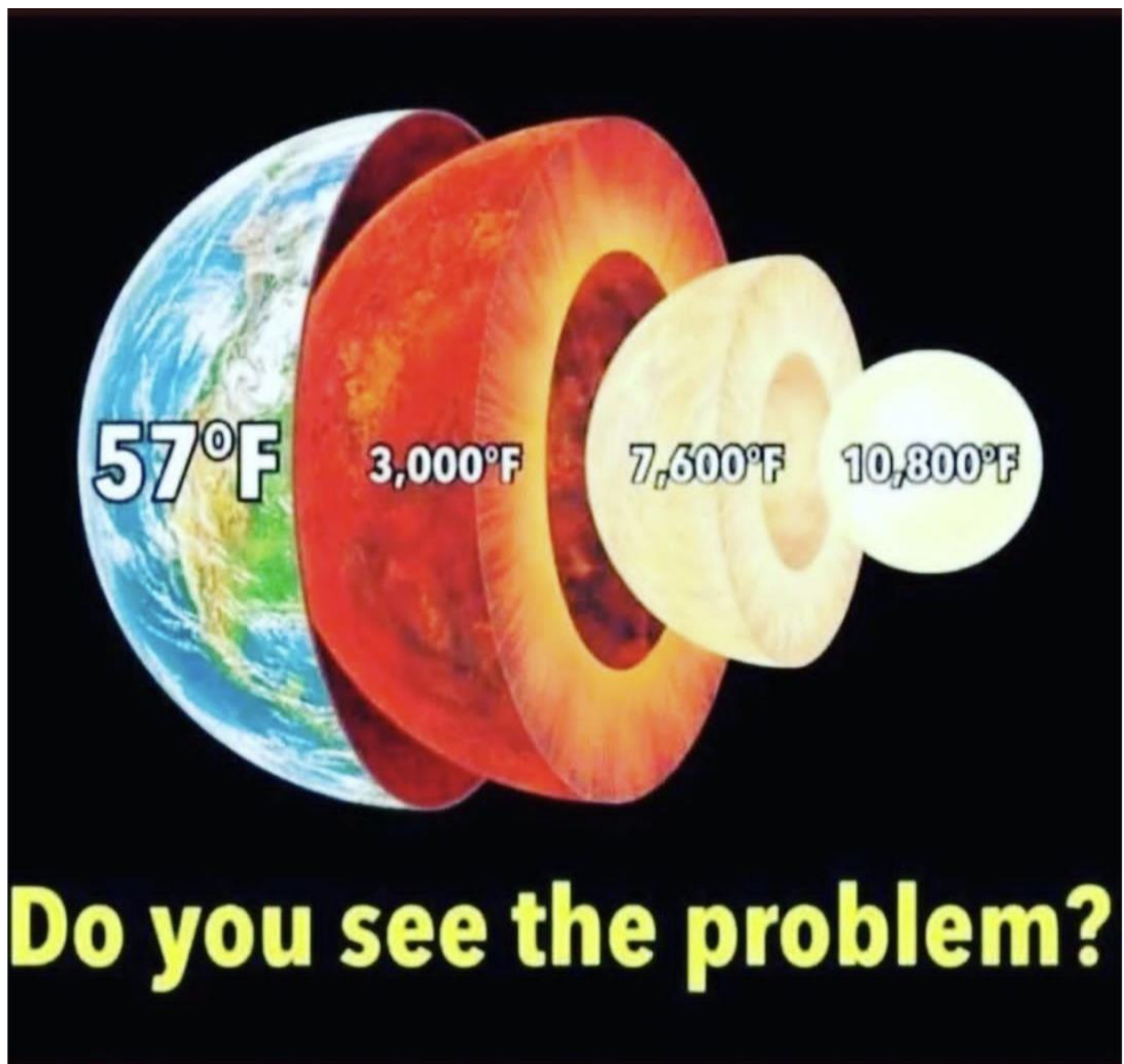
Our climate is driven by the Sun!

The Great Global Warming Swindle - Full Documentary HD



We have Climate Change, and this will continue for some time – for ever!





Climate change driven by the Sun - Prof Ian Plimer - Facebook

Climate change driven by the Sun Professor Ian Plimer (Geologist)

https://www.youtube.com/watch?v=iEPW_P7GVB8

<https://www.facebook.com/trigteq/posts/1269051846521320/>



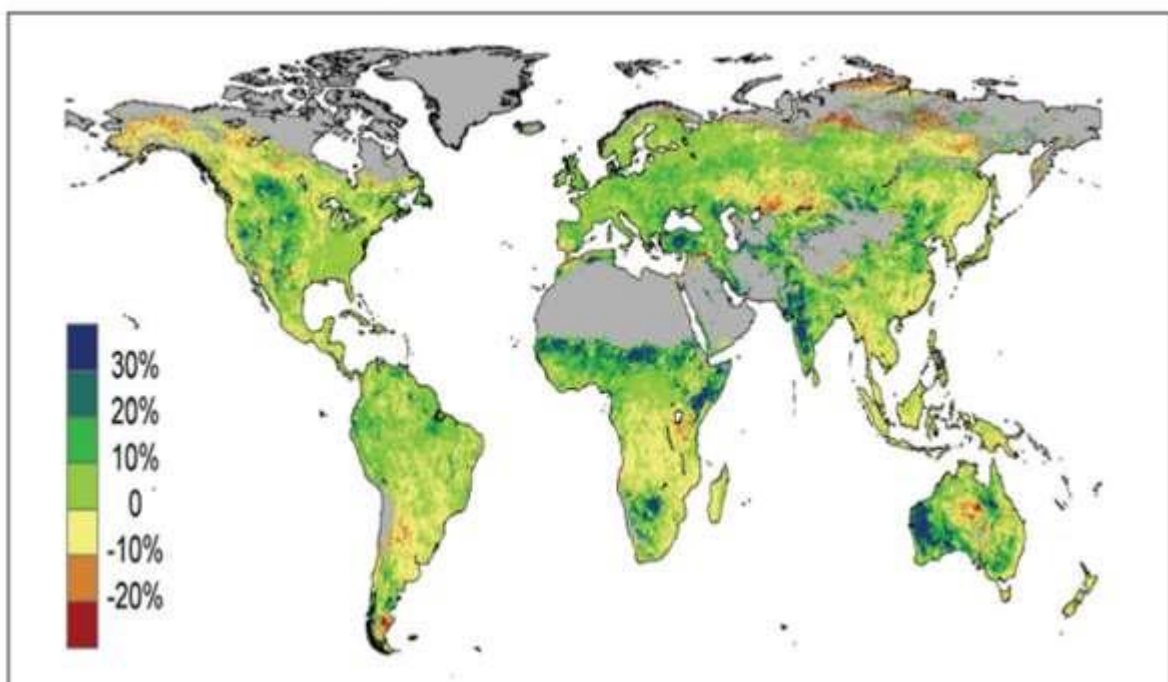
VID-20230418-WA0001.mp4

GAS of LIFE

Carbon Dioxide Benefits the World

CO₂

Greening of the Earth, 1982–2006*



*Percentage change in foliage cover as revealed by satellite.



our MIND is a CONTROL ADDICT!
our MIND is addicted to UNTRUTH!
our MIND cannot discern TRUTH!

our MIND is within our SPIRIT BODY
and orchestrates our physical BRAIN.

ASSUMPTIONS are the product of our MIND!

HEALING ends
MIND-CONTROL!



our SOUL is our TRUTH!
our FEELINGS are our TRUTH!
FEELINGS FIRST, mind to follow!

all we need is WITHIN.
our MIND suppresses FEELINGS.

ASSUMPTIONS *and the* **MIND**

Whenever a principle or platform of truth is formed around an assumption, then as further truth is revealed, the error may become obvious.

A great deal of custom and passed down practices have evolved through handwritten records which have been copied and re-copied and have then been injected with assumptions that have become the core belief and customs by which people have lived by for many generations.

These platforms need to be revisited and addressed. We will find that these mind derived assumptions have a 98% error rate. We will further find that the mind's propensity to have control of others has distorted matters and that all systems worldwide are in need of rebuilding.

Education, health, science, commerce, legal, governmental and all platforms have evolved through the mind and are all taking us further away from our feelings, our soul-based feelings of truth and are suppressing our true personalities. There is not a man-made system on Earth that is presently founded on truth, the truth that we all long for.

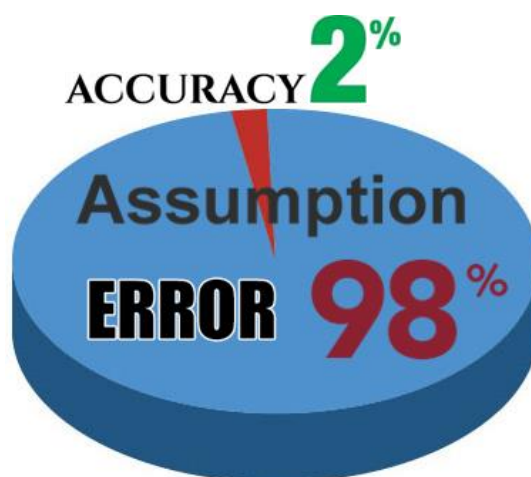
Meanwhile, hidden controllers have seized the moment and have achieved global domination, hoarding massive wealth to the detriment of humanity. Only will it be through a change in the way of living will this and other power bases crumble. We may disturb hidden controllers but if we do not change our way of living they will reassemble their controlling power!

It will only be through the New Feelings Way emerging as a way of living, that education, health services, science, commerce, legal, governmental and all other platforms will be appropriately restructured.

The revelations of Living Feelings First, Feeling Healing and the New Feelings Way have been provided to all of humanity, from the highest authority, to enable each and every one of us to consider the options and possibilities. Our freewill continues to remain sacrosanct.

This revealing has been in the planning and preparation for thousands of years. It was two thousand years ago when the foundations for the arrival of these possibilities and revelations took place when on 31 May 1914 the first writings commenced through James Padgett in what is known as the Padgett Messages. The primary auxiliary writing is The Urantia Book (1925-1935).

The major and most important writings are those of James Moncrief commencing in 2002. This is the focus of the publications that are to be made available in numerous formats and in all of the important languages so that every community, worldwide, will have access and potentially become aware of the teachings and revelations.

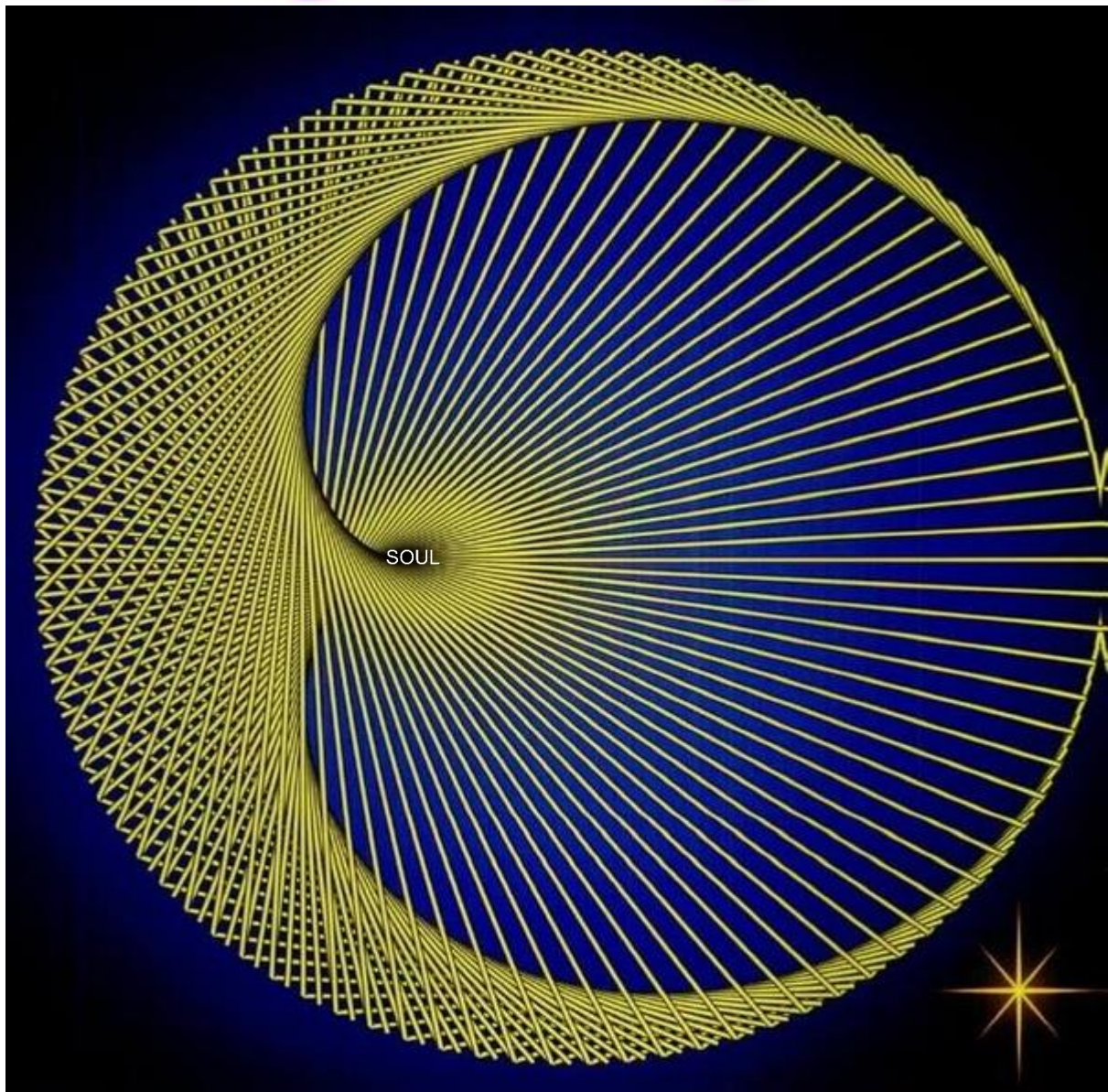


POLYCRISIS AND
LONG-TERM THINKING

Thinkingness!

OR

Living Feelings First



cardioid

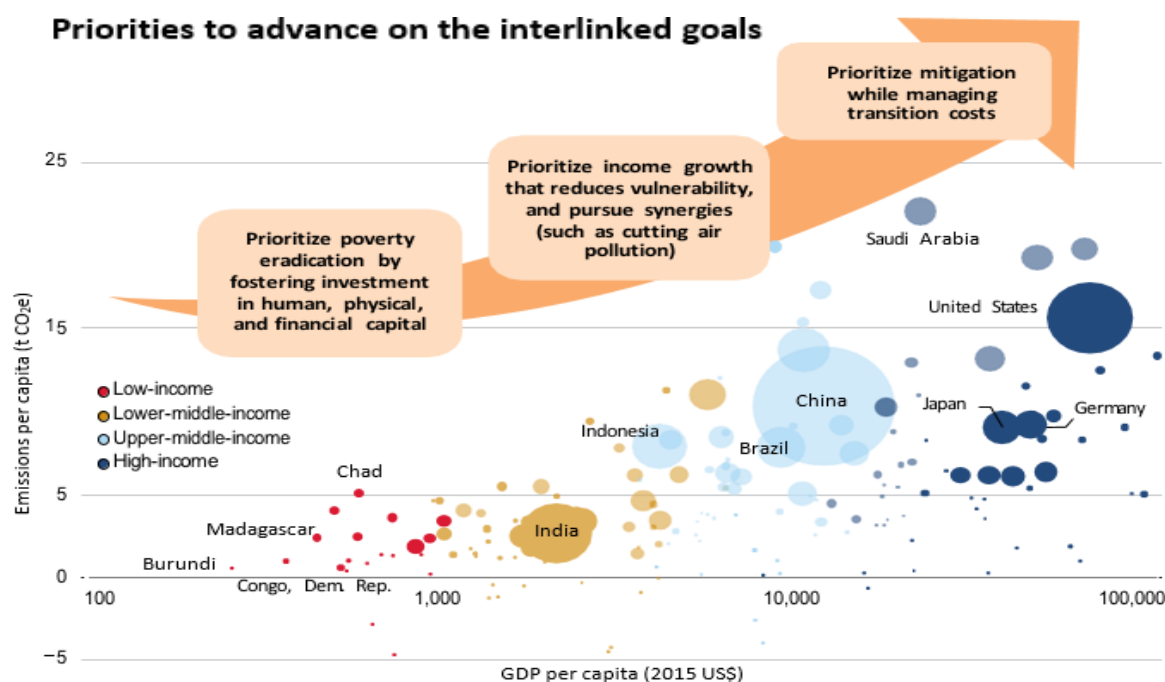
Pathways: Eradicating poverty and boosting shared prosperity on a livable planet requires managing trade-offs

Progress on the interlinked goals requires faster and inclusive growth and protecting people from extreme weather events. Enabling the poor to benefit more from economic growth involves better-functioning labour markets, investments in the productive capacity of people, and structural conditions that enable socioeconomic mobility so that everyone can use their productive capacity to their full extent. Protecting people from extreme weather events requires acting on two fronts: (a) lowering vulnerability by enhancing risk management and (b) preventing the escalation of future climate hazards by accelerating transformations to reduce the emissions intensiveness of growth.

With limited budgets, high uncertainty, and conflicting interests, policy makers must prioritise and make difficult choices. To inform their decisions, policy makers must understand the trade-offs between growing incomes and lowering GHG emissions, find ways to scale up synergistic policies that can help advance on multiple fronts or reduce trade-offs (for example, tackling high air pollution), and manage transition costs to specific groups and communities affected by labour market or price shifts.

Actions need to recognise that emissions are primarily generated by richer countries and that poorer countries are the most at risk. Whereas upper-middle- and high-income countries currently account for four-fifths of global GHG emissions, low- and lower-middle-income countries contribute a relatively small share of emissions, although they are home to one-half of the world's population. For example, Sub-Saharan Africa accounts for only 5% of global emissions. On the other hand, the share of people at risk from weather hazards is significantly higher in poorer settings.

Advancing on the eradication of extreme poverty does not come at a big cost for the planet because the poorest countries contribute so little to emissions. Eradicating extreme poverty would increase emissions by less than 5% above 2019 levels. Achieving higher living standards than this bare minimum—that is, by moving more than 3 billion people above US\$6.85 per day—would lead to a significant increase in emissions assuming historic emission intensities: the increase would be 46% above 2019 levels.





EDUCATION CANNOT WAIT

**EDUCATION
CANNOT
WAIT**



**EDUCATION
CANNOT
WAIT**


*Being Mind Centric is being
Blind to Truth!*

mind-
centric



=

**BLIND TO
THE TRUTH**



Truth is our Feelings!

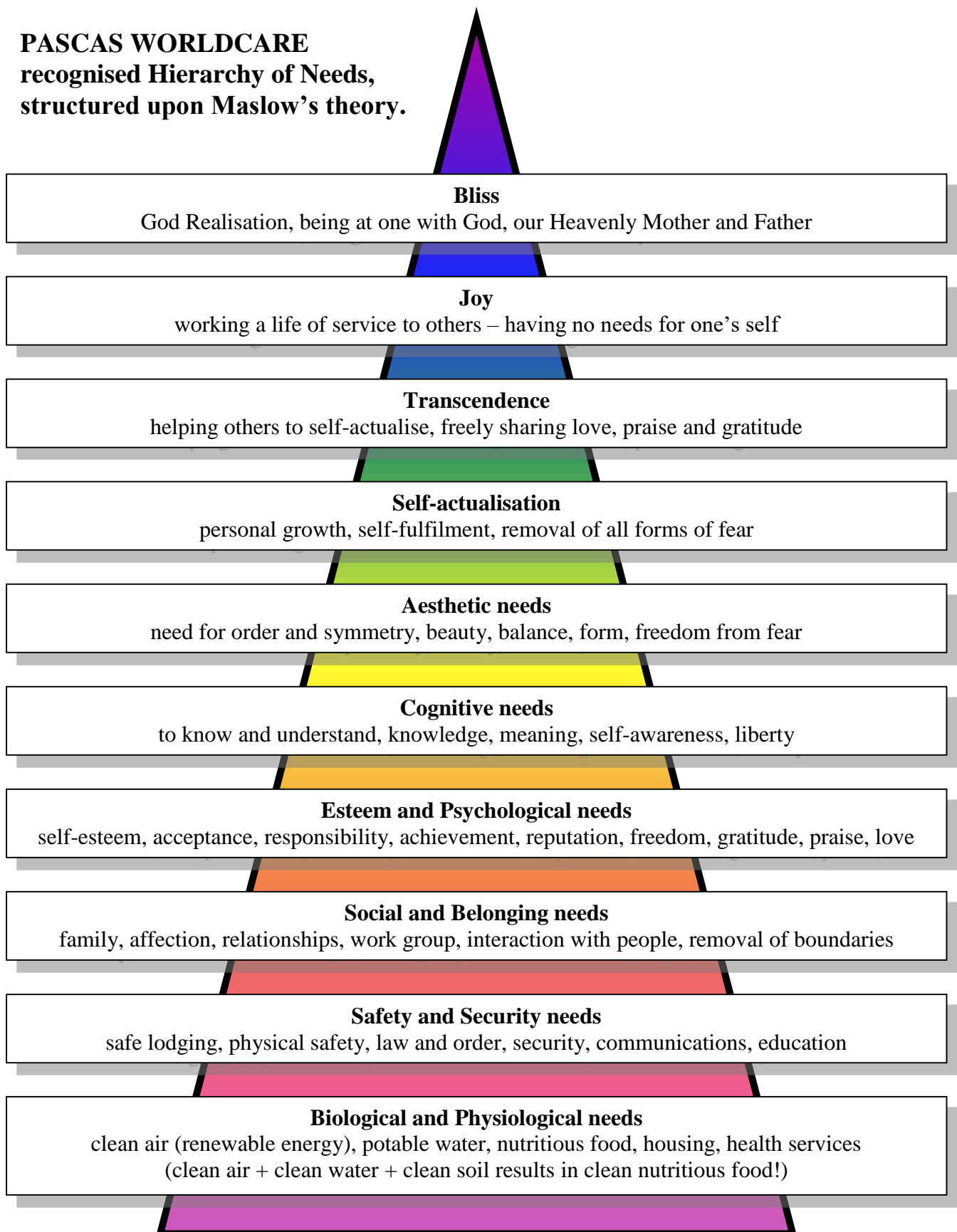
*Our soul-based Feelings
are always in Truth!*

WorldCare

The road to
TRUTH and FREEDOM
is through
OPEN and FREE
Universal Feelings Orientated
EDUCATION

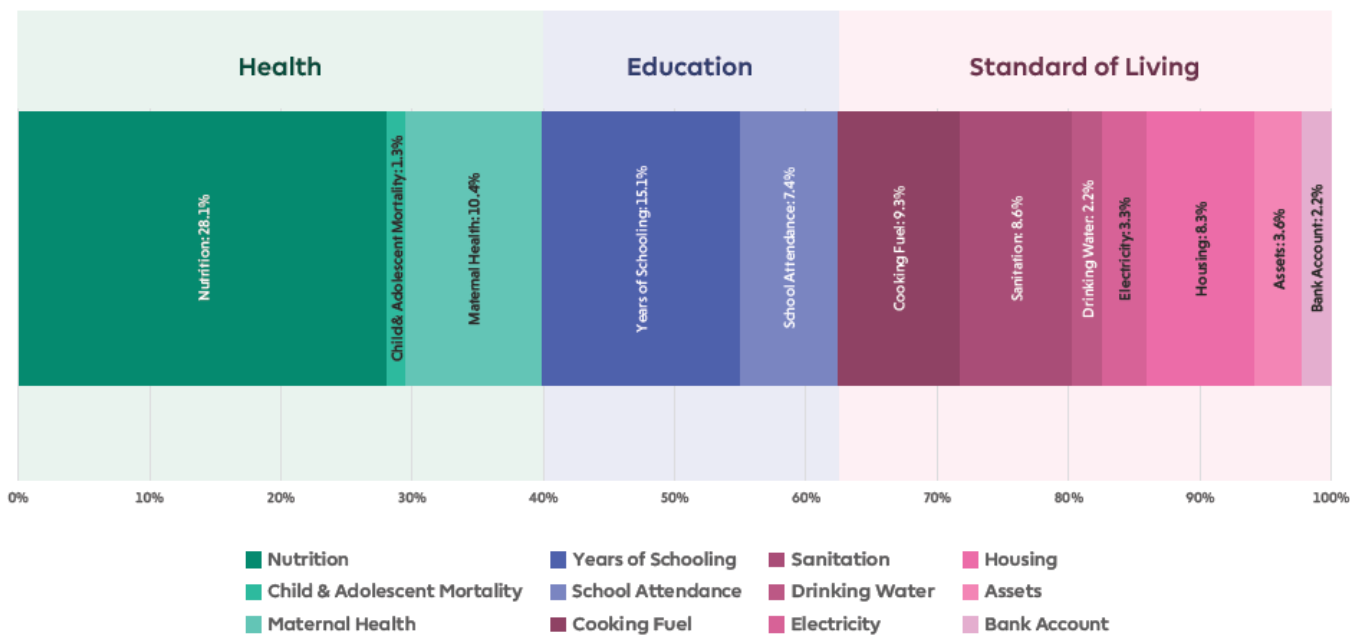
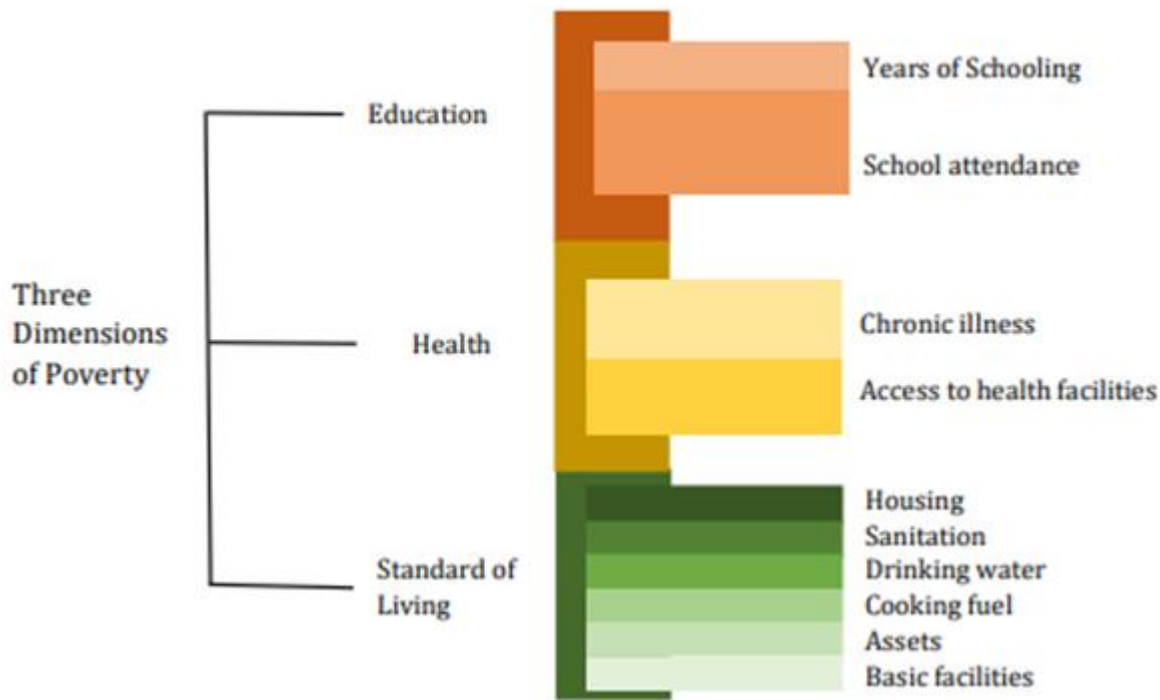
This is the  **GATEWAY**

PASCAS WORLDCARE
recognised **Hierarchy of Needs**,
structured upon **Maslow's theory**.



Multidimensional Poverty Index
Oxford Poverty & Human Development Initiative (OPHI)
https://ophi.org.uk/wp-content/uploads/India_MPI_2021_REPORT.pdf

Structure of the National MPI



BASELINE REPORT NATIONAL MULTIDIMENSIONAL POVERTY INDEX

Oxford Poverty & Human Development Initiative (OPHI)

https://ophi.org.uk/wp-content/uploads/India_MPI_2021_REPORT.pdf

A nation's Multidimensional Poverty Index (MPI) has three equally weighted dimensions – education, health, and standard of living – which are represented by **twelve indicators**: Deprived if:

Nutrition

A household is considered deprived if any child between the ages of 0 to 59 months, or woman between the ages of 15 to 49 years, or man between the ages of 15 to 54 years – for whom nutritional information is available – is found to be undernourished.

Child and Adolescent Mortality

A child / adolescent under 18 years of age has died in the family in the five-year period preceding the survey.

Antenatal Care – Maternal Health

A household is deprived if any woman in the household who has given birth in the 5 years preceding the survey has not received at least 4 antenatal care visits for the most recent birth or has not received assistance from trained skilled medical personnel during the most recent childbirth.

Years of Schooling

Not even one member of the household aged 10 years or older has completed six years of schooling.

School Attendance

Any school-aged child is not attending school up to the age at which he/she would complete class 8.

Cooking Fuel

A household cooks with dung, agricultural crops, shrubs, wood, charcoal or coal.

Sanitation

The household has unimproved or no sanitation facility or it is improved but shared with other household.

Drinking Water

A household is deprived if it does not have access to improved drinking water or safe drinking water is more than a 30-minute walk from home (as a round trip).

Electricity

A household is deprived if it has no electricity.

Housing

A household is deprived if it has inadequate housing: the floor is made of natural materials, or the roof or walls are made of rudimentary materials.

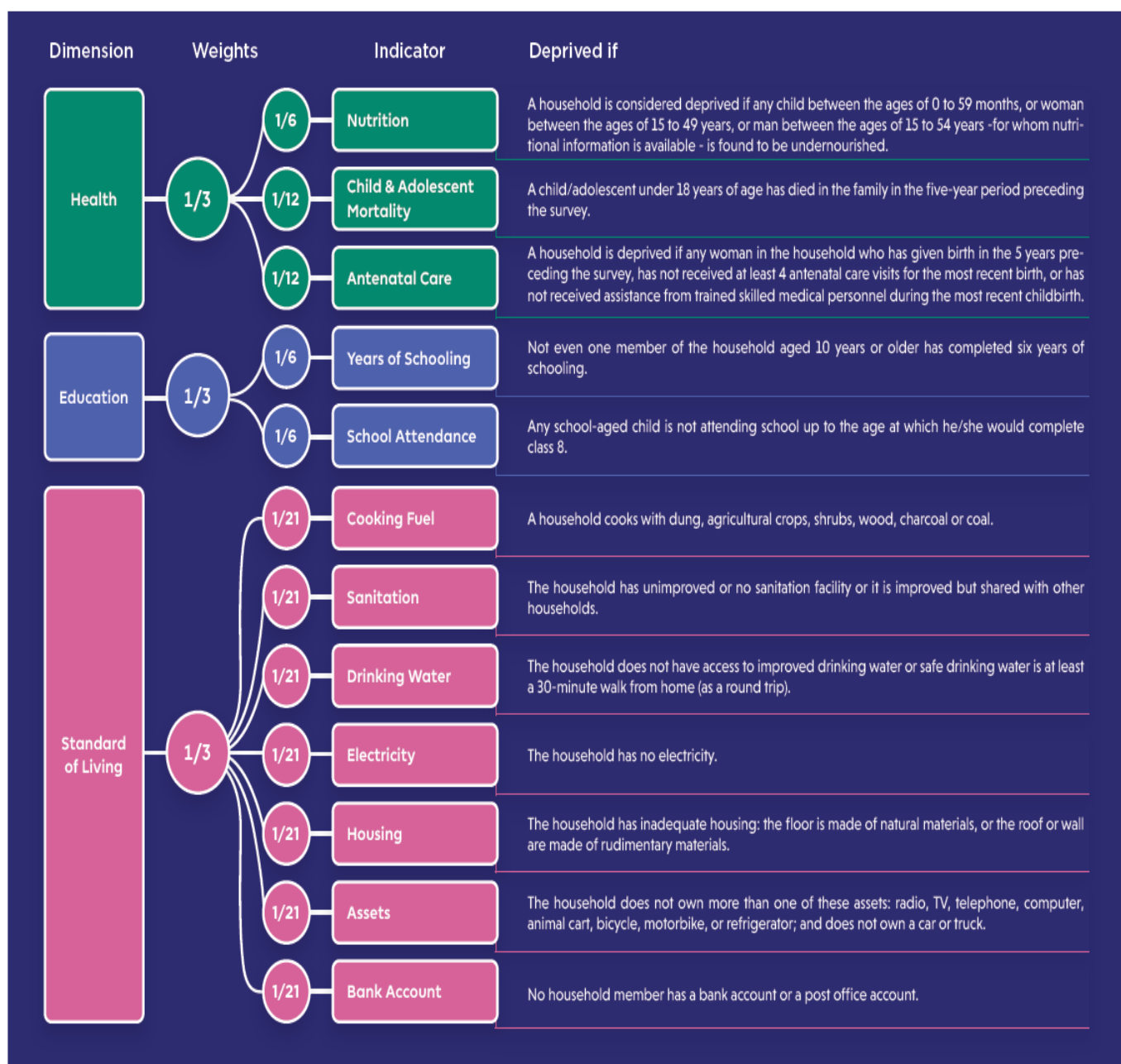
Ownership of Assets

The household is deprived if it does not own more than one of these assets: radio, TV, telephone, computer, animal cart, bicycle, motorbike, or refrigerator; and does not own a car or truck.

Bank Account

No household member has a bank account or a post office account.

Multidimensional Poverty Index – 12 Indicators:



"THE" profession is:

TEACHING



to:



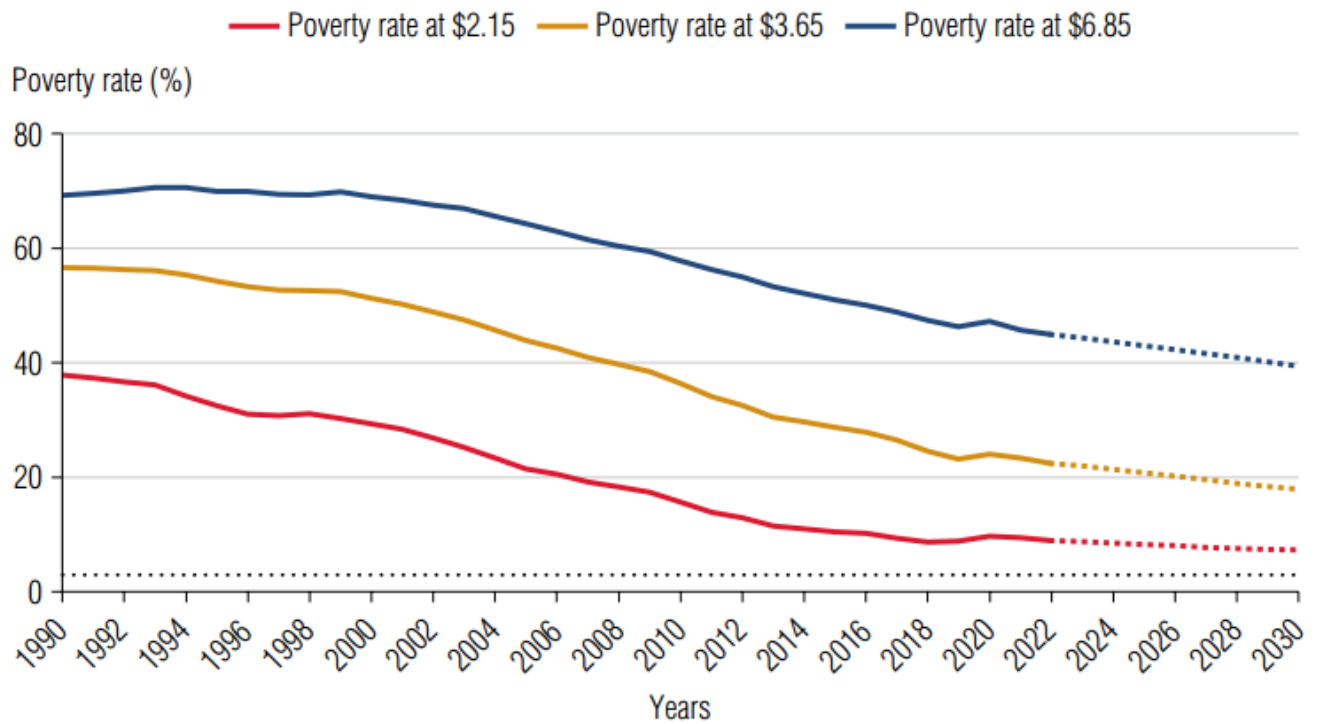
while you



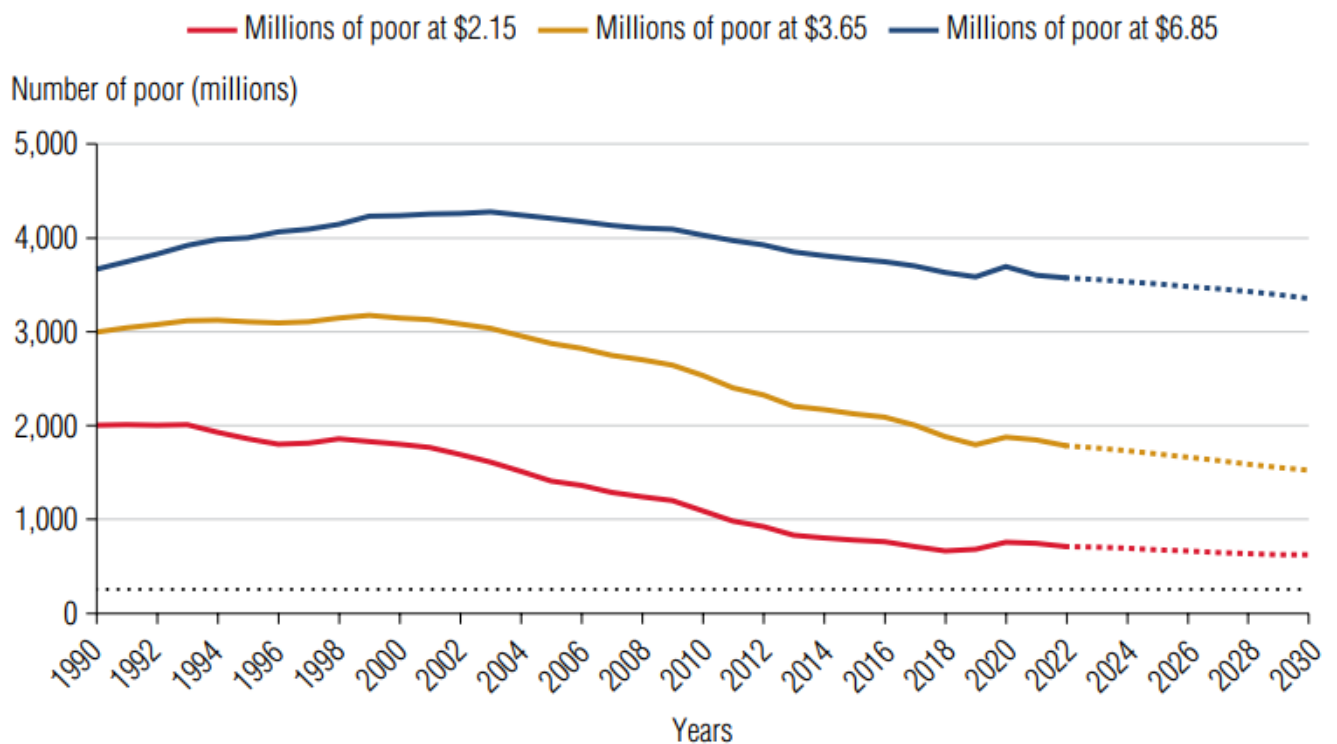
Learn through play
Independently explore subject
Research with fellow students
Explore topics you enjoy
Engage in what you are passionate about
Ask and keep asking
Question every aspect
Commonsense is not common
Assumptions are mostly in error
Embrace what you may be feeling
We have been retarded and restrained
We are to be our true self
We are to express all our feelings
We are self contained all is within
By doing is how we learn
Tutoring others is a great self teacher
Our capabilities are infinite

Progress has stagnated for the poor

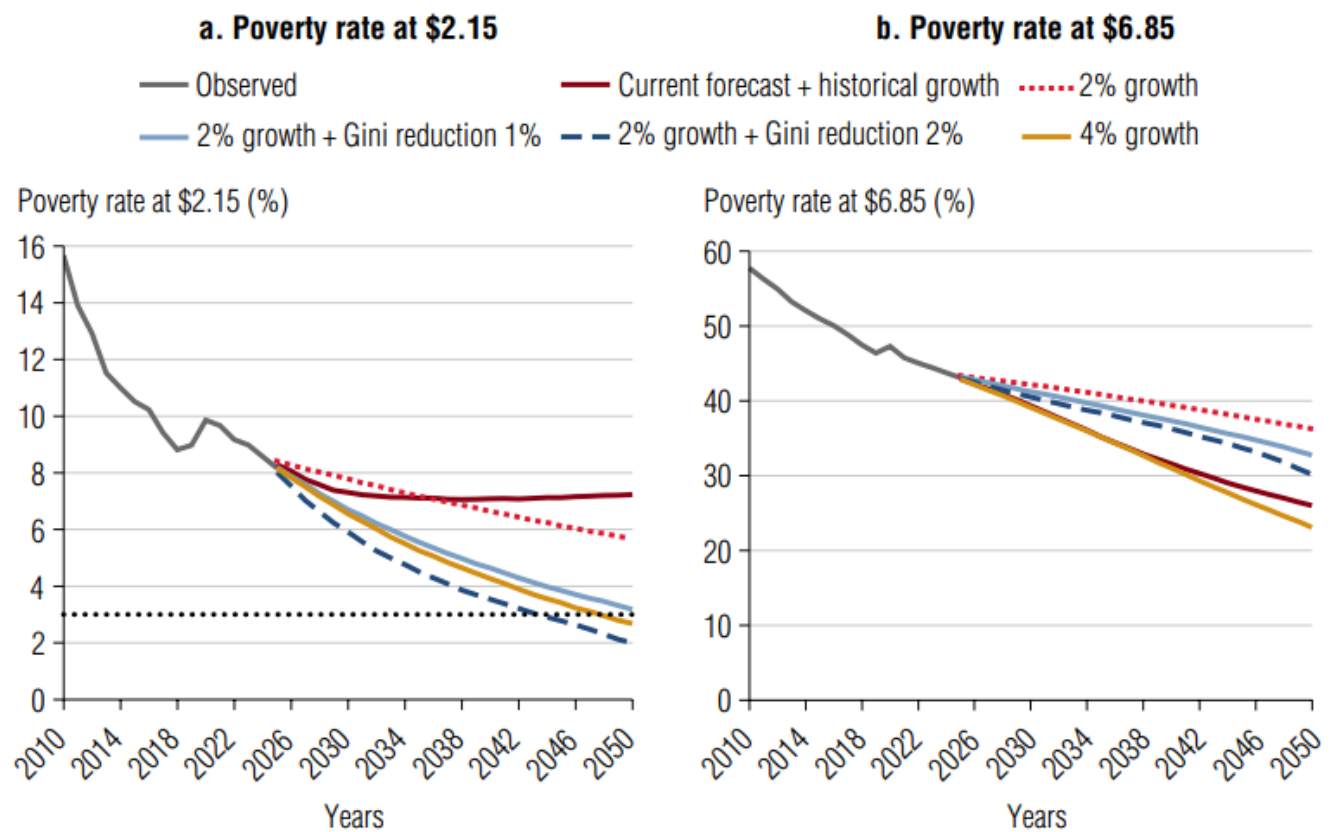
a. Progress in reducing extreme poverty rate has resumed but at a slower pace than before 2020



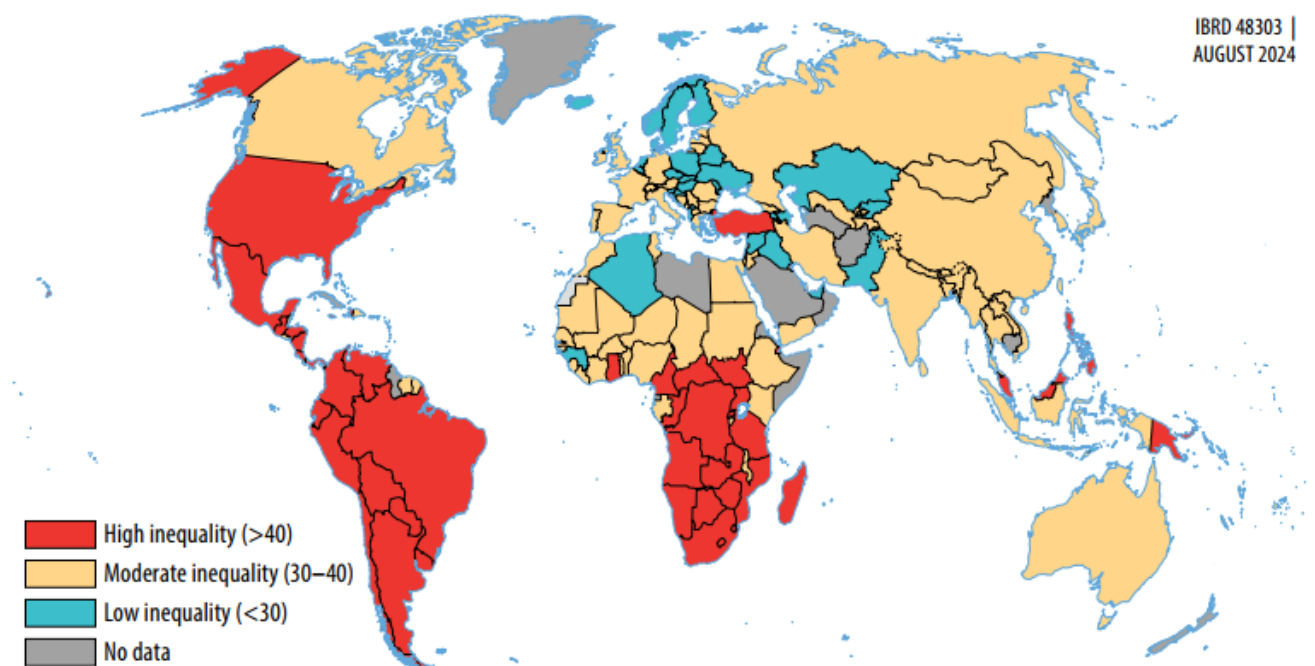
b. The number of people living on less than \$6.85 has remained unchanged over the past 30 years



Projections of poverty until 2050 under different scenarios

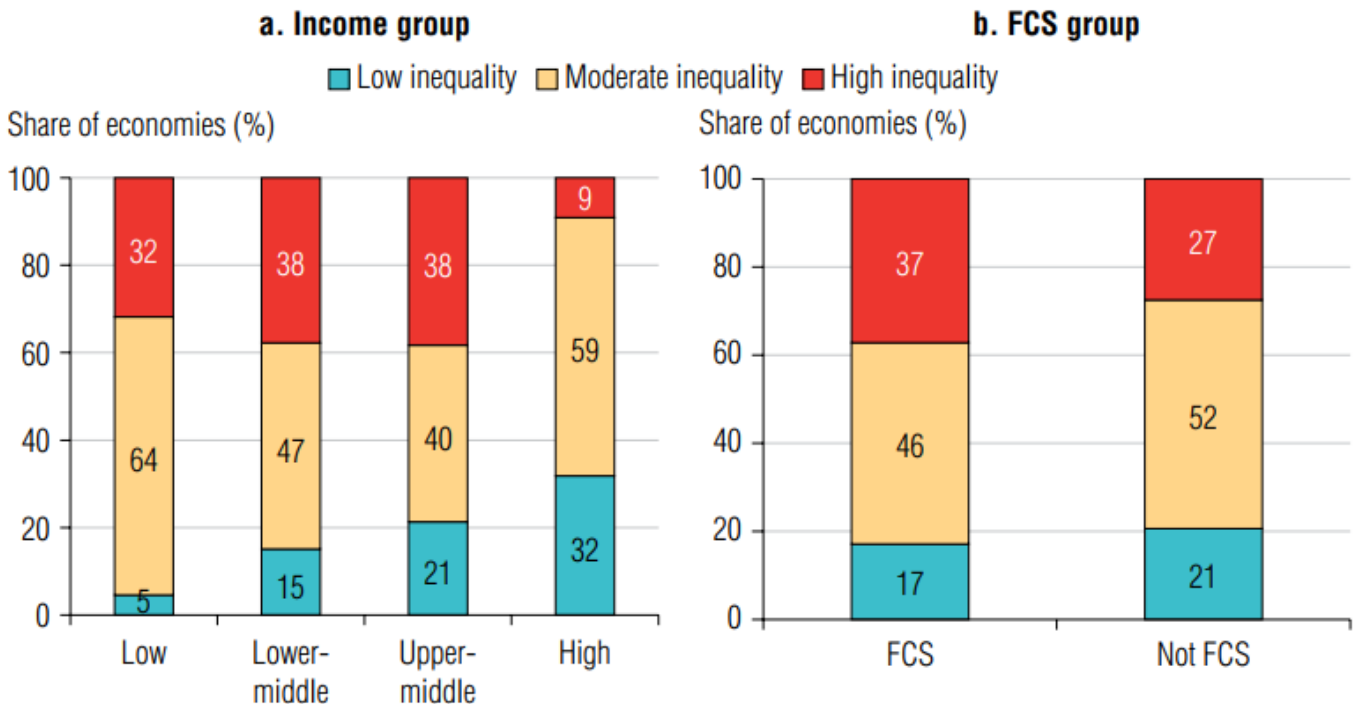


Income and consumption inequality among economies

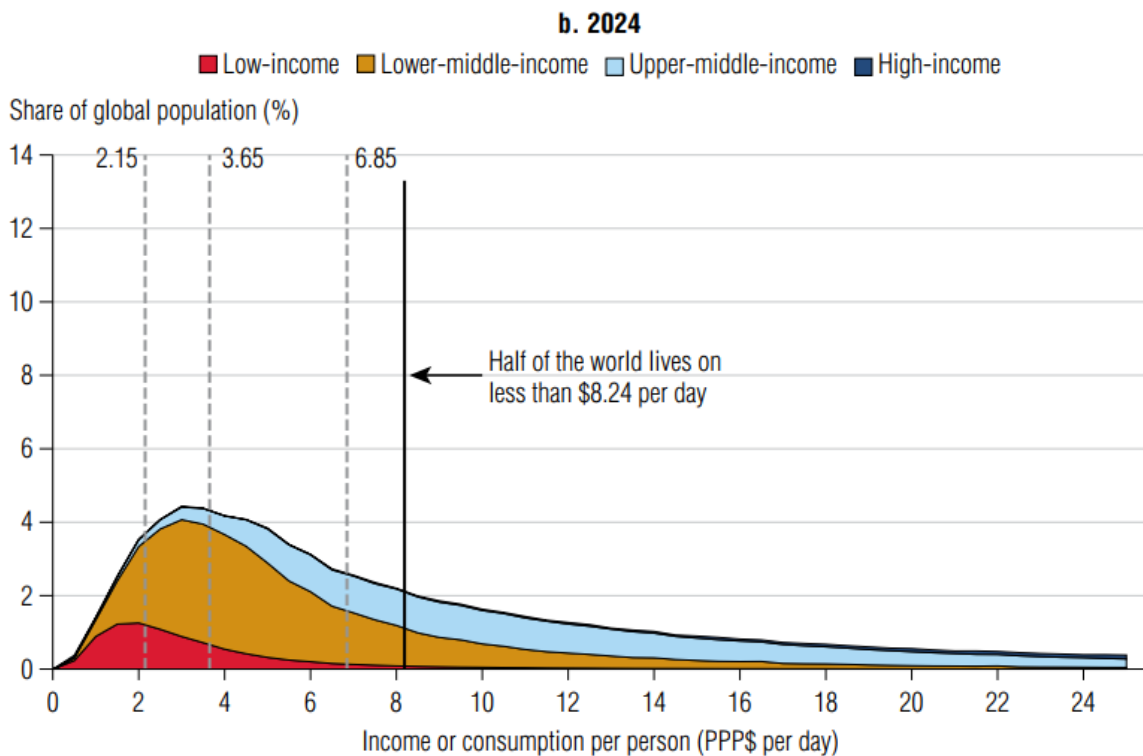


Sources: World Bank, Poverty and Inequality Platform (version September 2024), <https://pip.worldbank.org/>; Haddad et al. 2024.

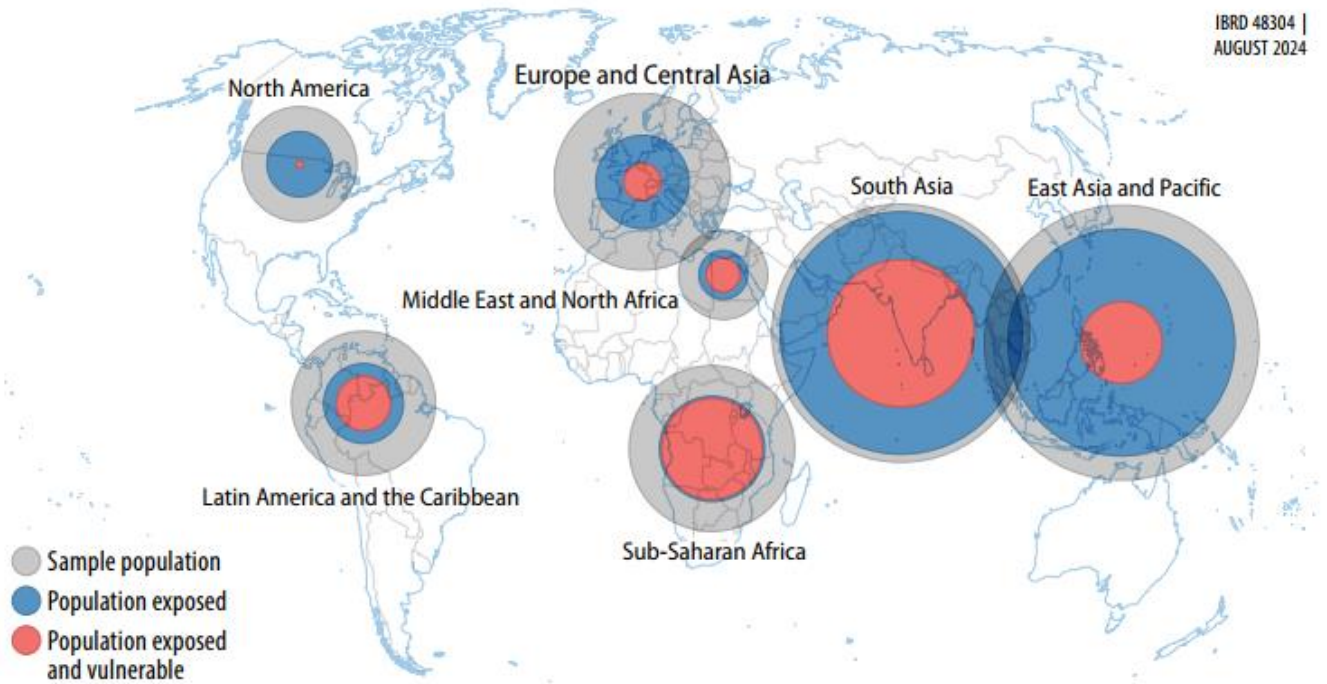
Poorer and conflict-affected economies tend to be more unequal



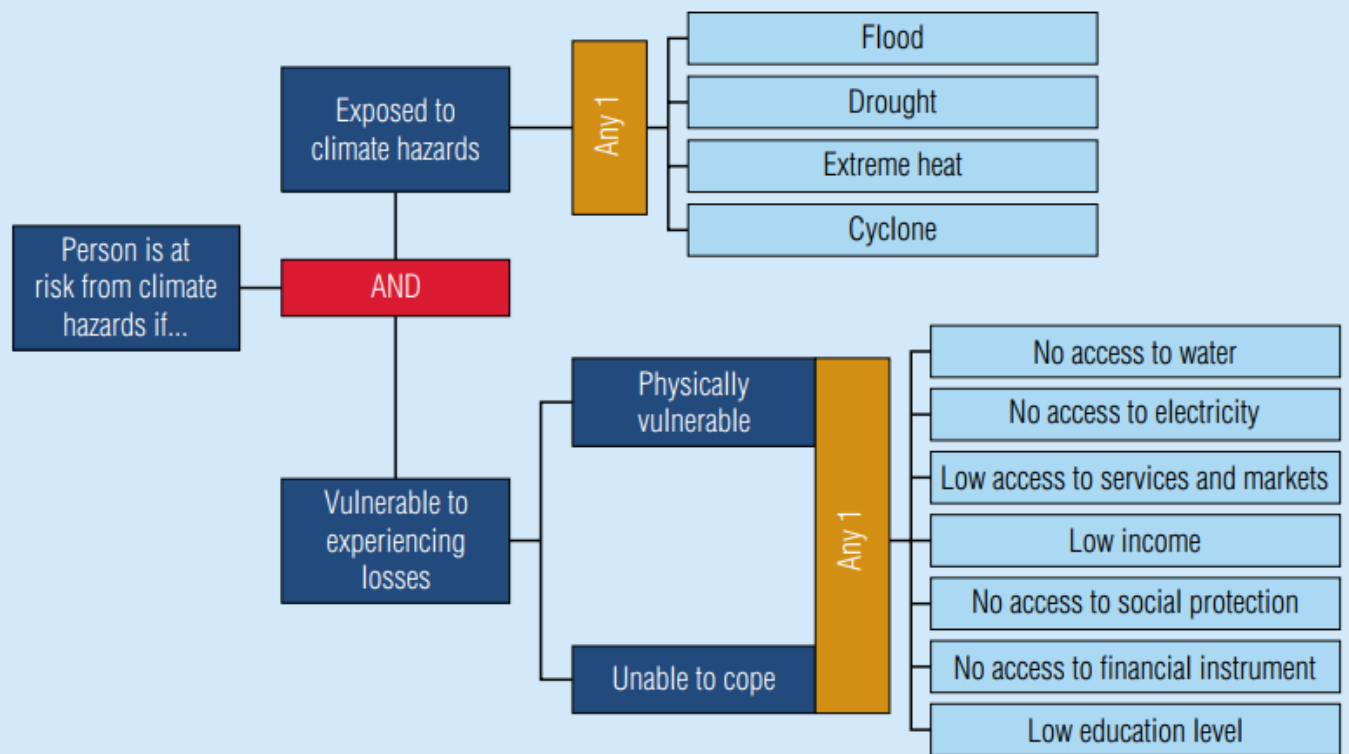
Note: FCs = fragile and conflict-affected situations. high-inequality economies have a Gini index above 40, moderate inequality economies are those with a Gini index between 30 and 40, and low-inequality economies are those with a Gini index below 30. The data cover 166 economies with at least one household survey in the Poverty and inequality Platform between 2000 and 2022. Gini is calculated from the latest survey year. Income group and FCs status are based on World Bank fiscal year 2024 lists. The label values may not add to 100% due to rounding.



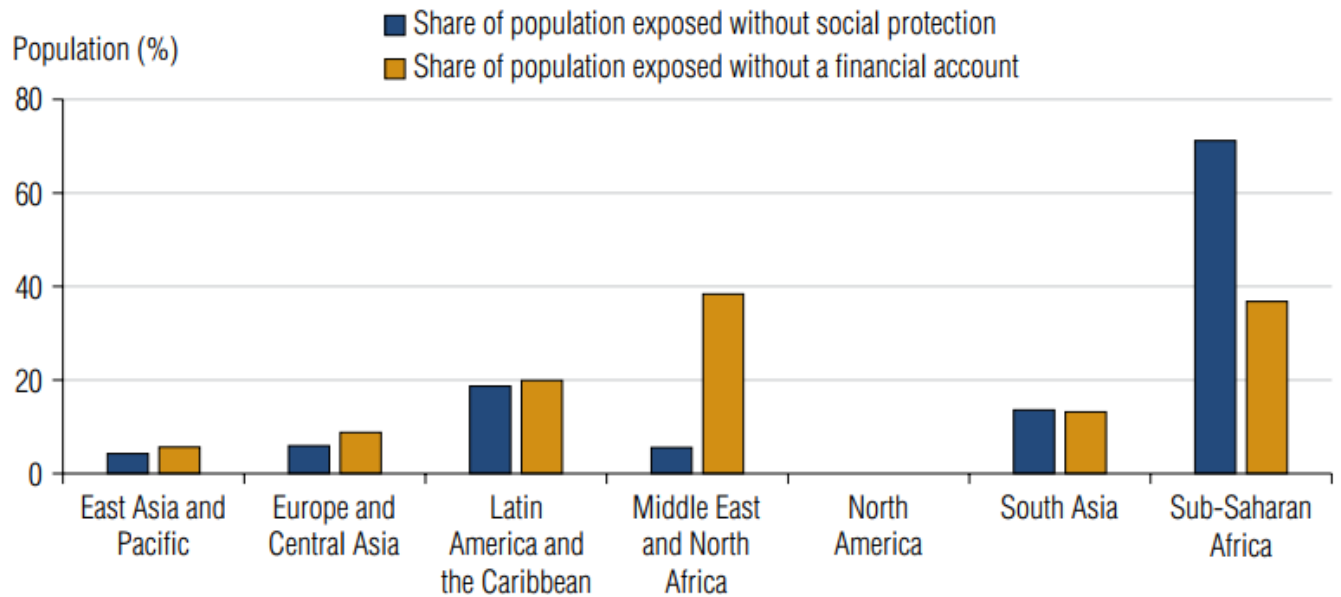
Large populations are exposed to extreme weather events in South Asia and East Asia and Pacific, and vulnerability is high in Sub-Saharan Africa



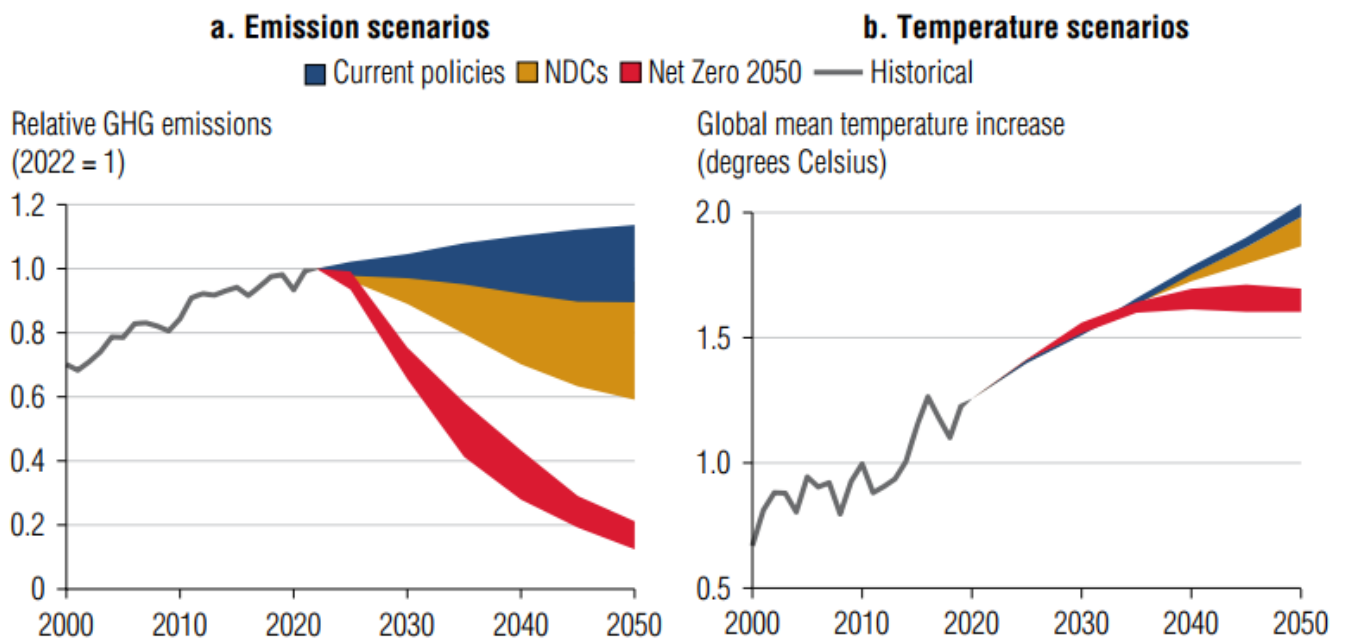
Measuring the vulnerability of people at high risk from climate-related hazards



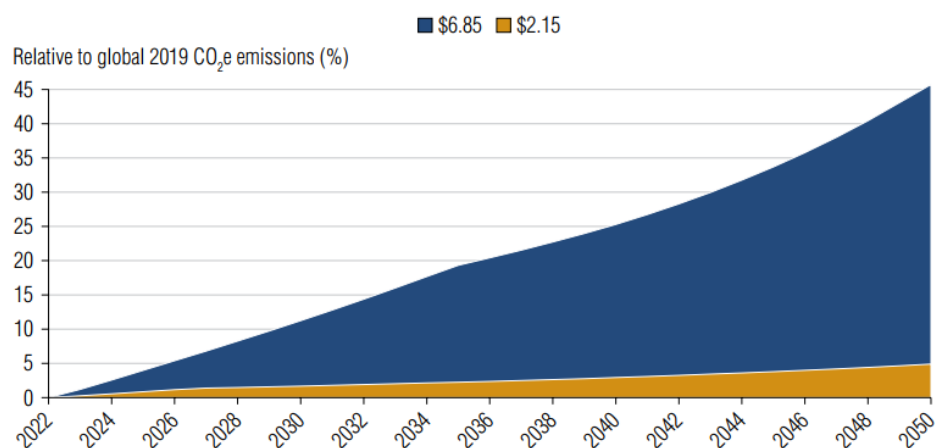
A large share of the population in Sub-Saharan Africa does not have access to social protection or a financial account



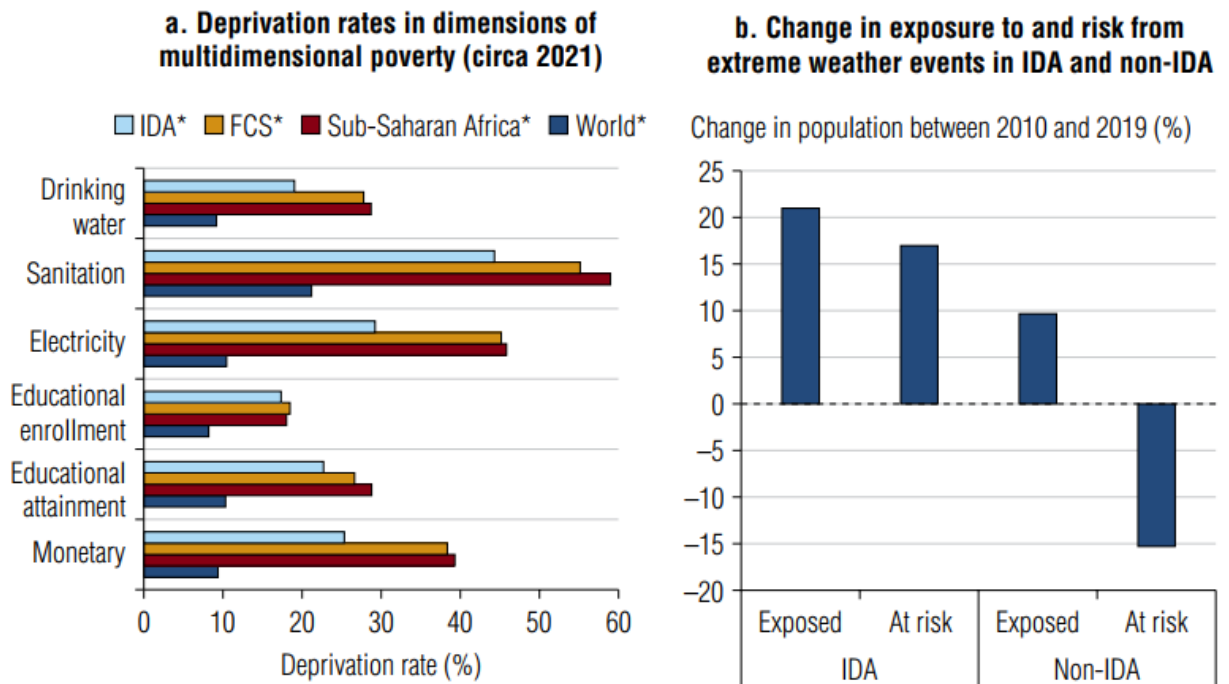
Projections of emissions and temperatures to 2050



Additional emissions associated with poverty alleviation increase with the level of ambition

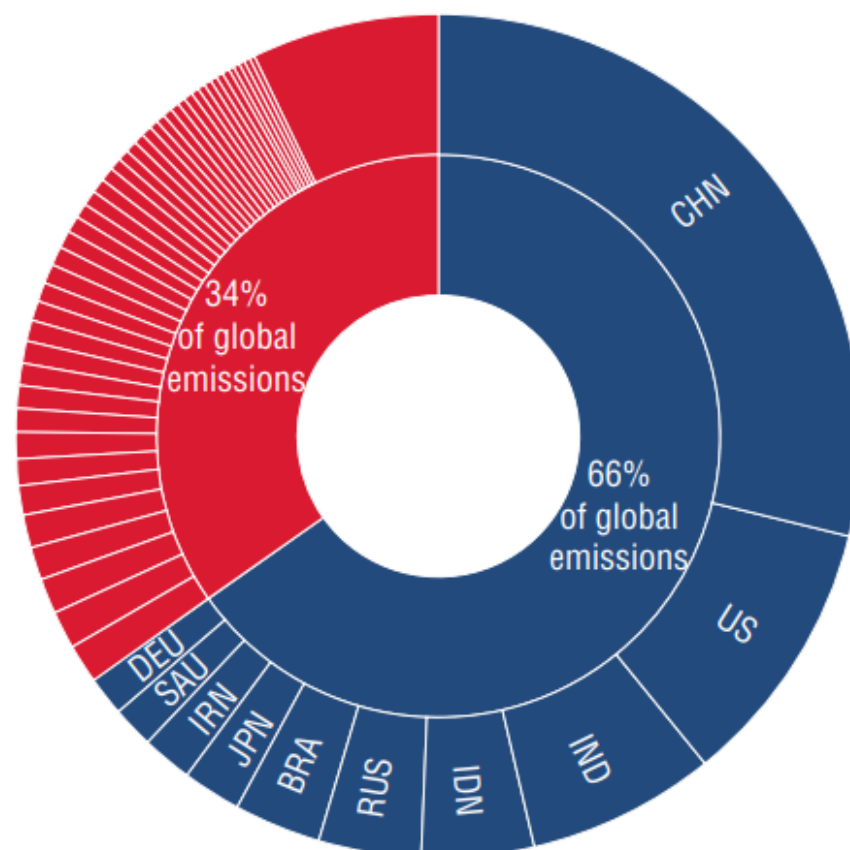


Rates of multidimensional poverty and increased risks from extreme weather in IDA countries compared with other countries

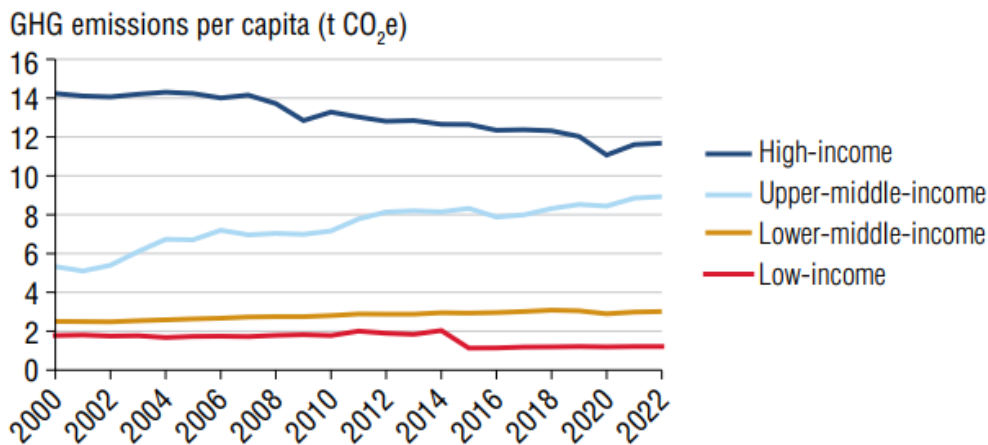


Positive relationship between income levels and GHG emissions

a. Ten economies produce two-thirds of global emissions



b. Emissions per capita are converging between high- and upper-middle-income countries



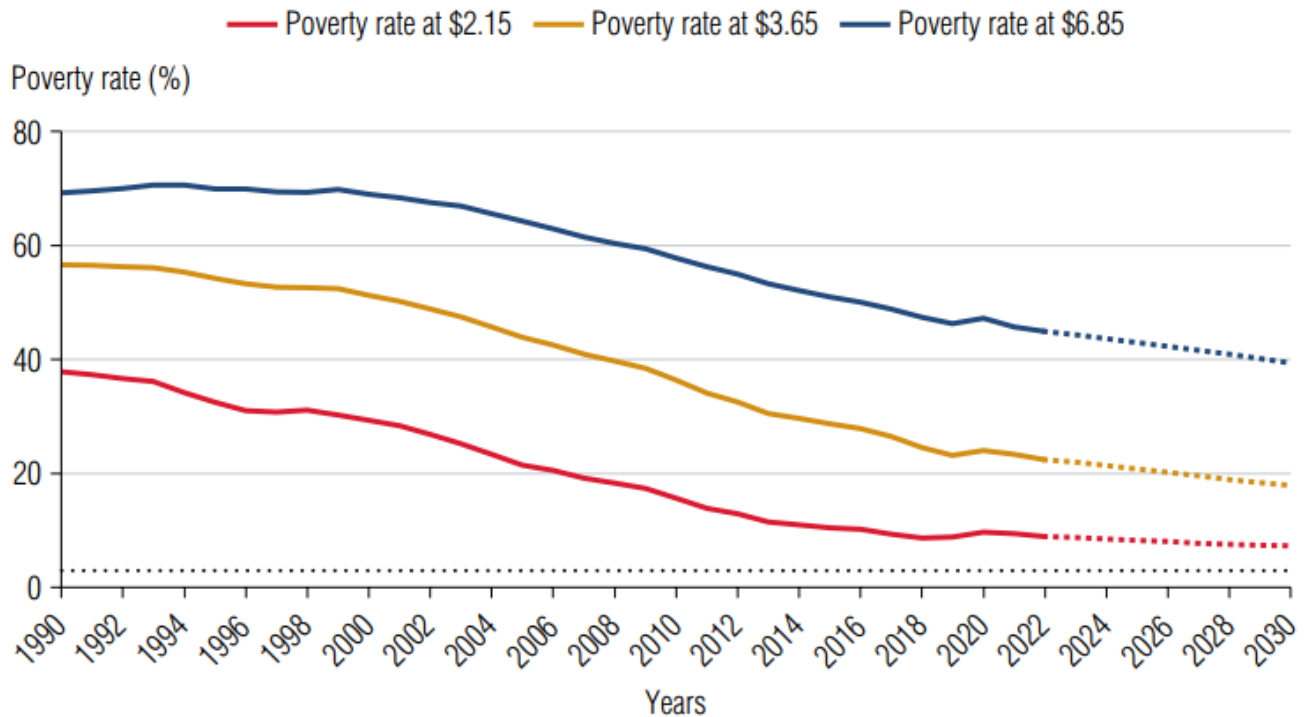
Global Poverty Update and Outlook

Summary

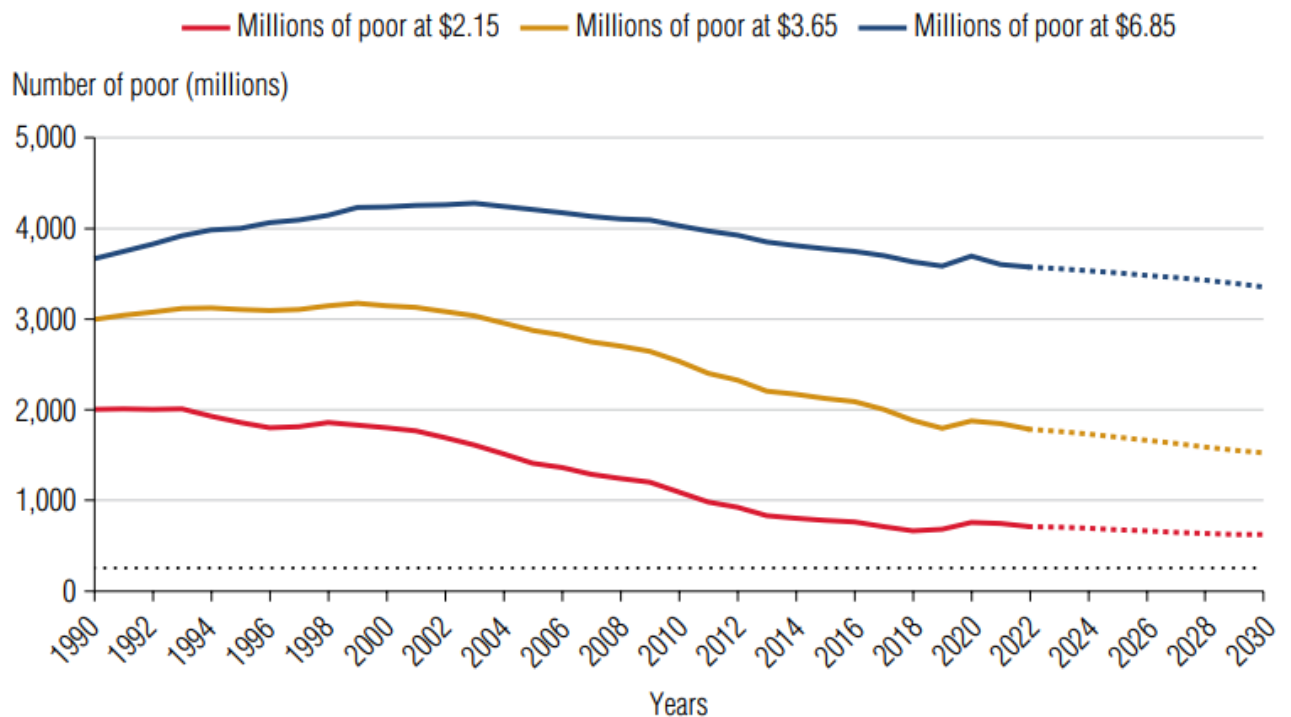
- Today, 692 million people (8.5% of the world's population) live in extreme poverty—that is, on less than US\$2.15 per day. Progress has stalled amid low growth, setbacks due to COVID-19 (Coronavirus), and increased fragility. Poverty in low-income countries is greater than before the pandemic.
- About 44 percent of the world population remains poor by a standard that is more relevant for upper-middle-income countries (US\$6.85 per day), and the number of people living on less than this standard has barely changed since the 1990s because of population growth.
- In 2024, Sub-Saharan Africa accounted for 16% of the world's population, but 67% of the people living in extreme poverty. Two-thirds of the world's extreme poor lives in Sub-Saharan Africa, rising to three-quarters when all fragile and conflict-affected countries are included. About 72% of the world's extreme poor lives in countries that are eligible to receive assistance from the International Development Association (IDA).
- Based on the current trajectory, 7.3% of the global population is projected to live in extreme poverty in 2030. This means that about 69 million people are projected to escape extreme poverty between 2024 and 2030, compared to about 150 million who did so between 2013 and 2019. In addition, nearly 40% of the world's population will likely live on less than US\$6.85 per day.
- If growth does not accelerate and become more inclusive, it will take decades to eradicate extreme poverty and more than a century to lift everyone over US\$6.85 per day.
- Improving labour incomes by creating more and better jobs and investing in the productive capacity of the poor by investing in fundamentals such as education, infrastructure, and basic services will be important to enable the poor to benefit more from and contribute to growth, and enhance their resilience amid increasing shocks.

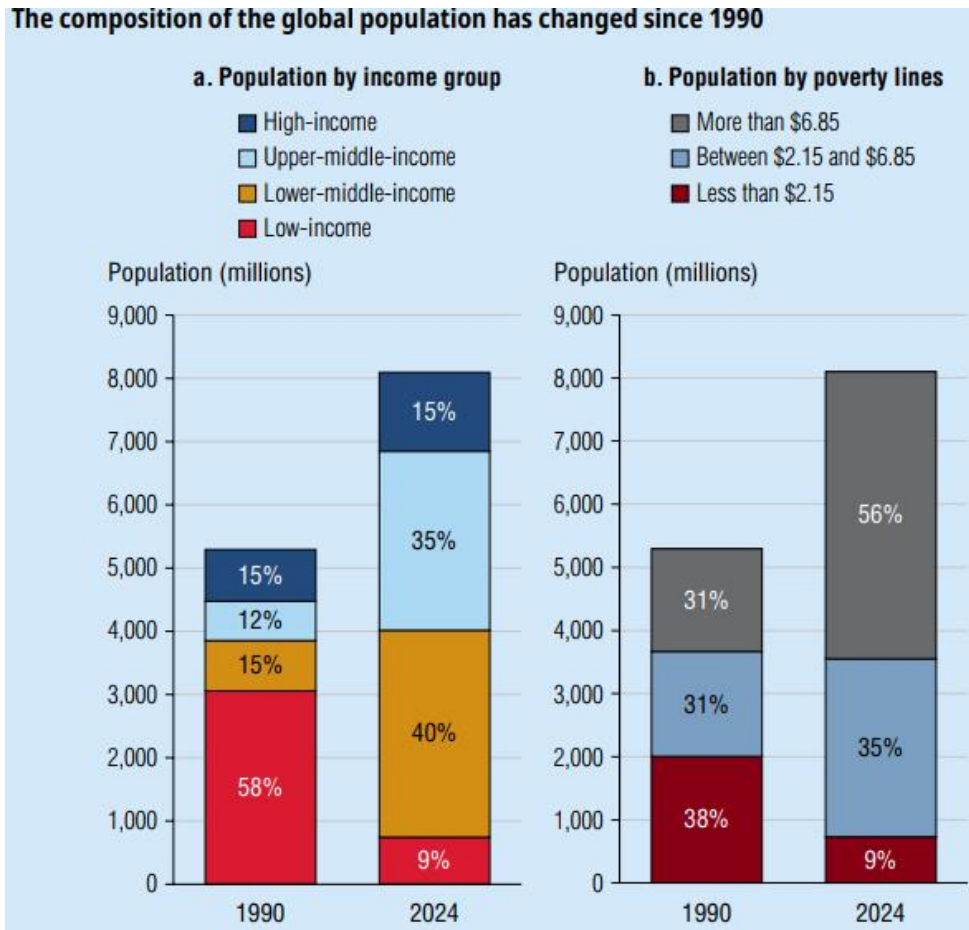
Poverty between 1990 and 2030 at \$2.15, \$3.65, and \$6.85 per person per day

a. Poverty rates



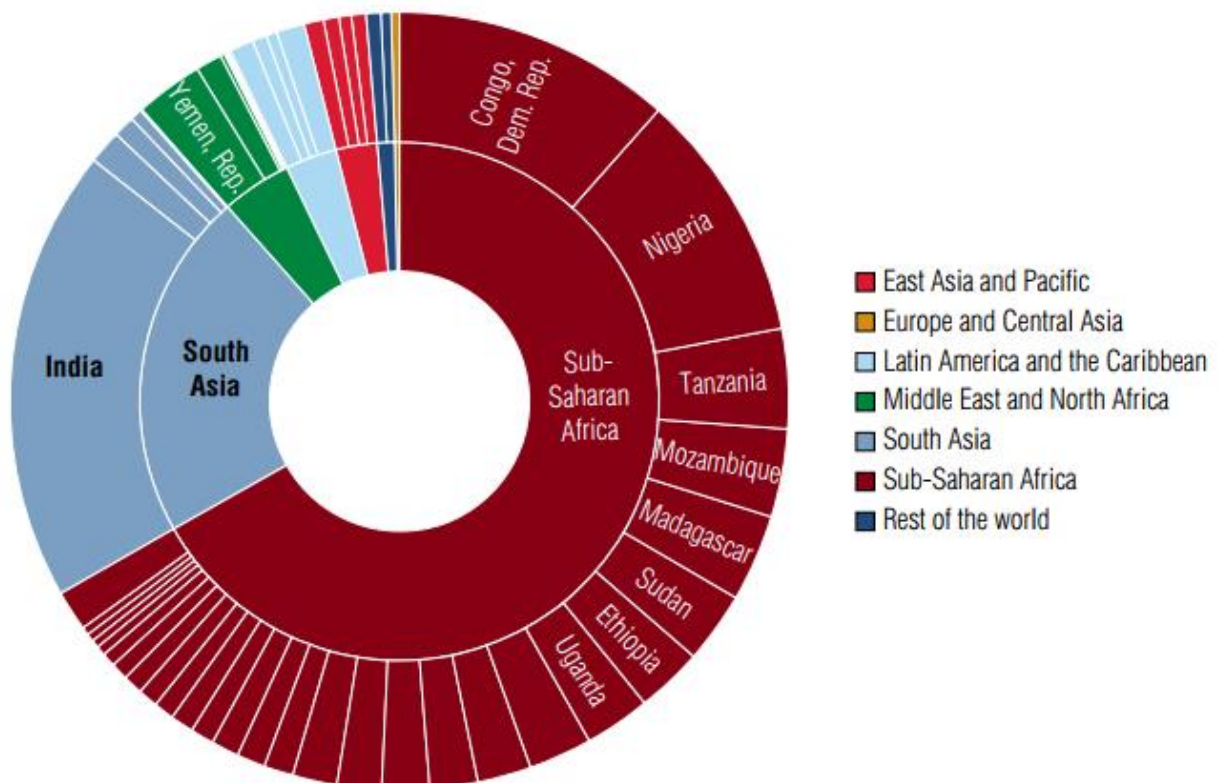
b. Millions of poor



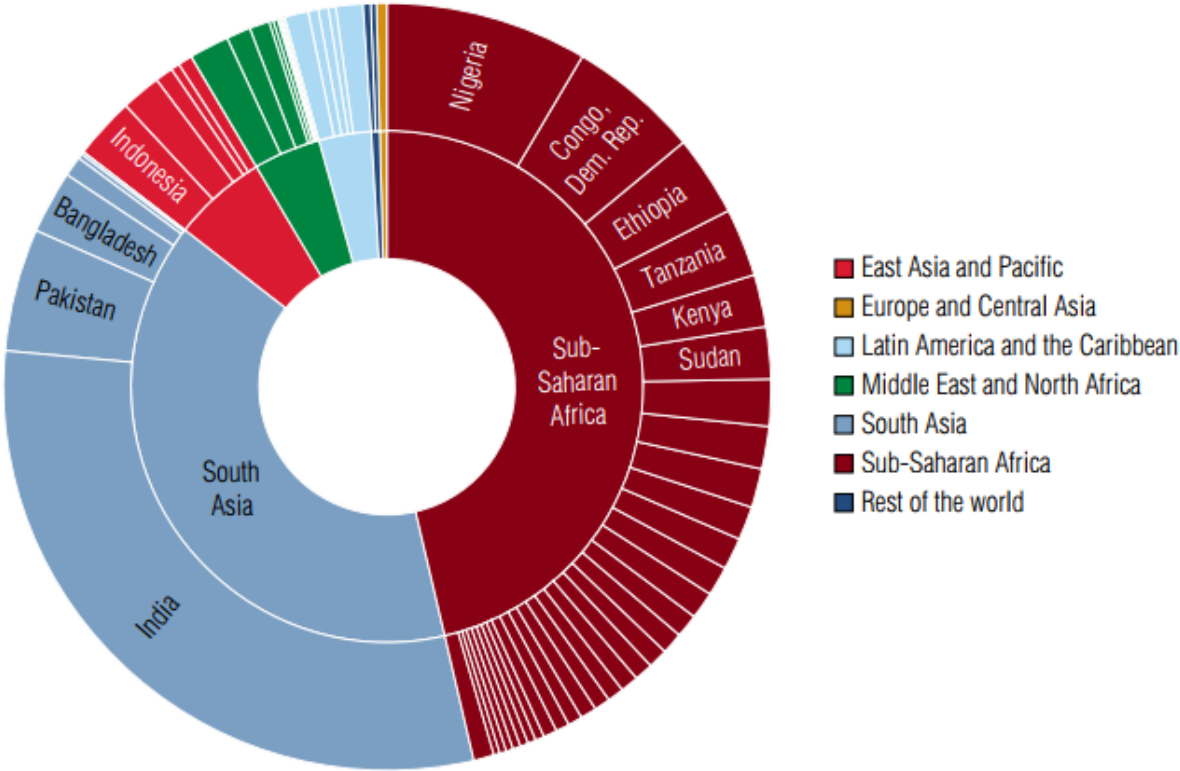


The regional distribution of poverty changes depending on the standard, but overall, most poor people are concentrated in Sub-Saharan Africa and South Asia

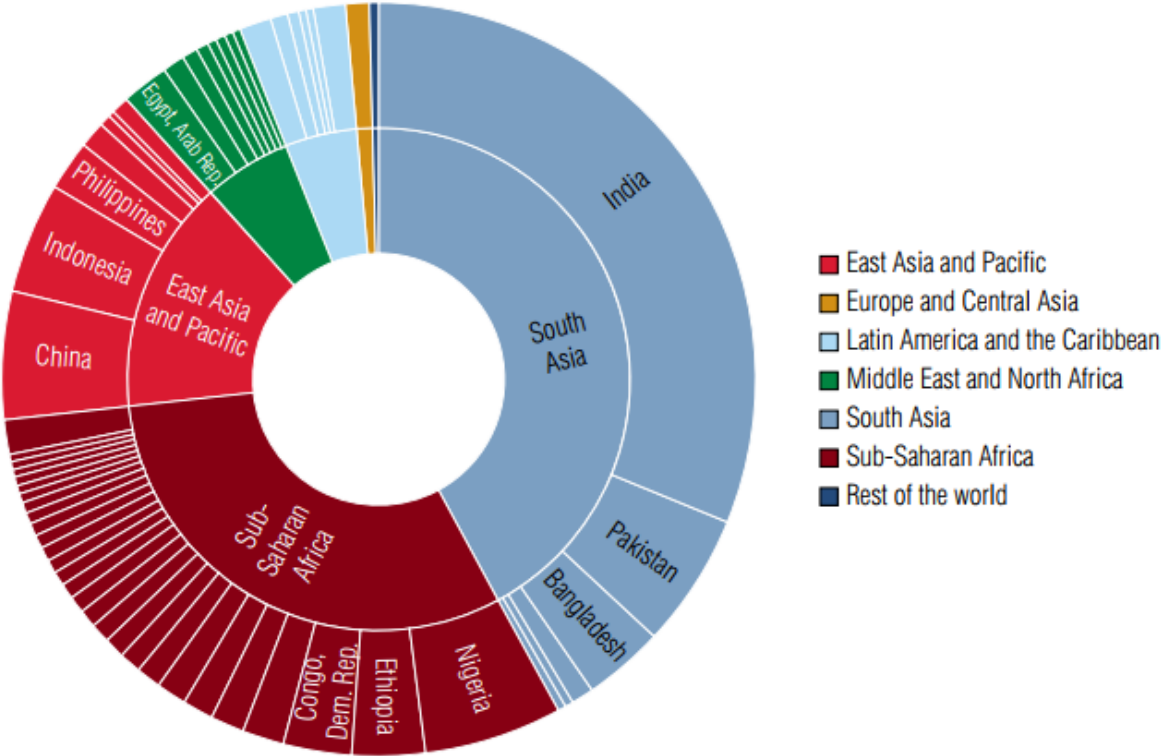
a. Extreme poverty (\$2.15 per person per day) is concentrated in Sub-Saharan Africa



b. Poverty at the \$3.65 line is concentrated in Sub-Saharan Africa and South Asia



c. Poverty at the \$6.85 line is concentrated in South Asia, followed by Sub-Saharan Africa

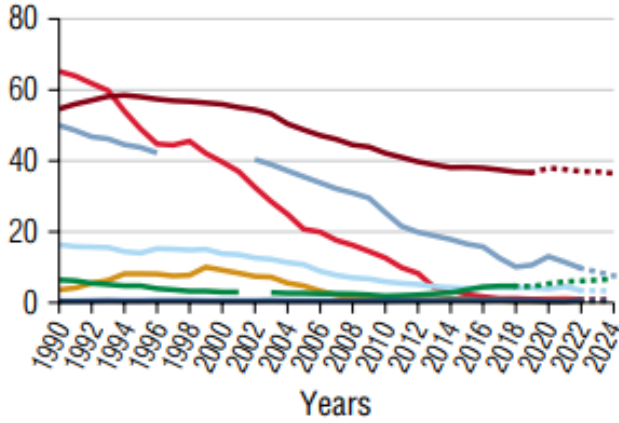


Regional disparities in poverty reduction

a. Poverty rate at \$2.15

Europe and Central Asia East Asia and Pacific
Middle East and North Africa South Asia Sub-Saharan Africa

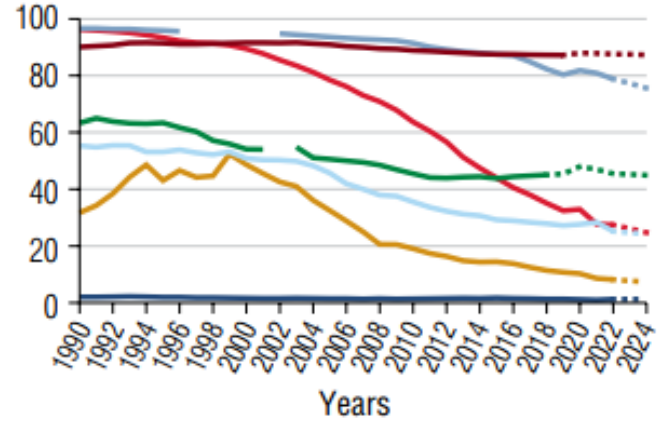
Poverty rate at \$2.15 (%)



b. Poverty rate at \$6.85

Latin America and the Caribbean
Rest of the world

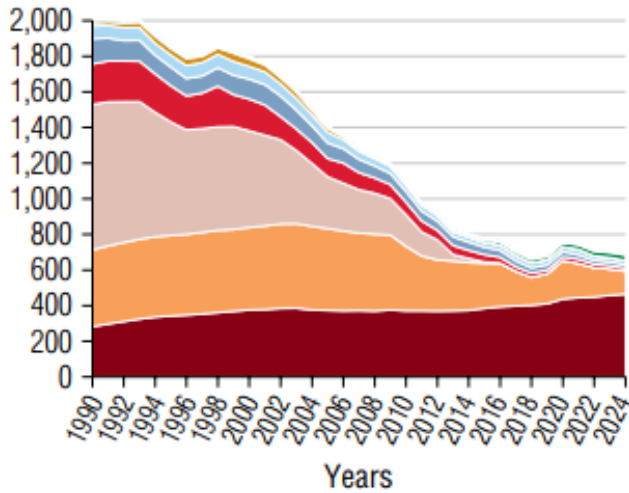
Poverty rate at \$6.85 (%)



c. Millions of poor at \$2.15

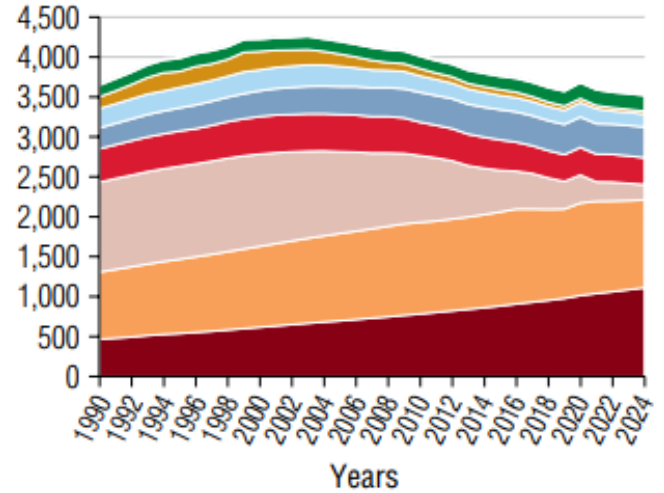
Sub-Saharan Africa India China
East Asia and Pacific excluding China South Asia excluding India Latin America and the Caribbean
Europe and Central Asia Middle East and North Africa Rest of the world

Population (millions)

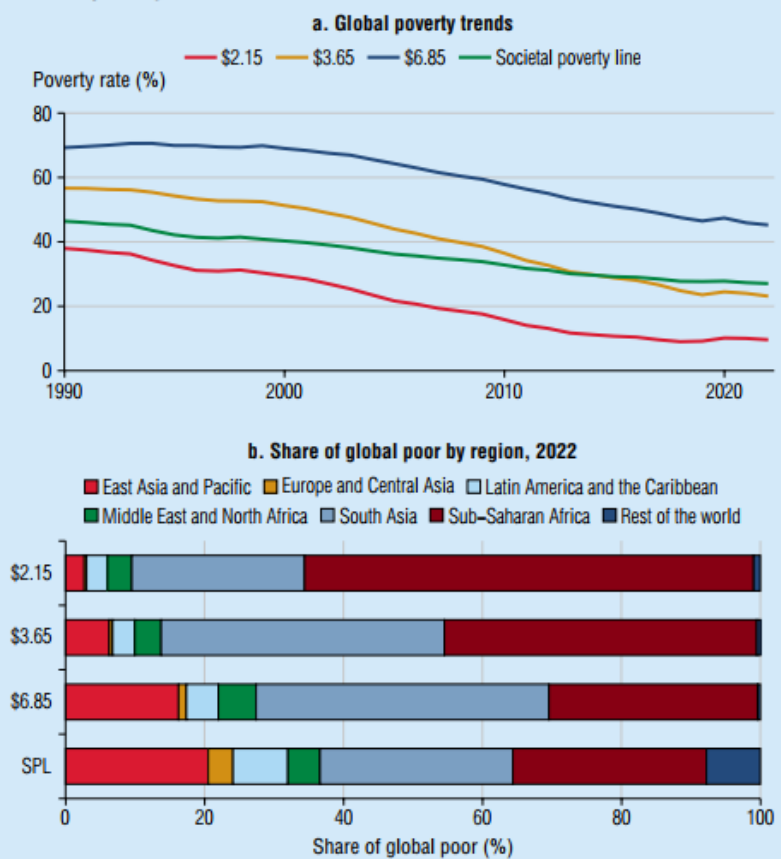


d. Millions of poor at \$6.85

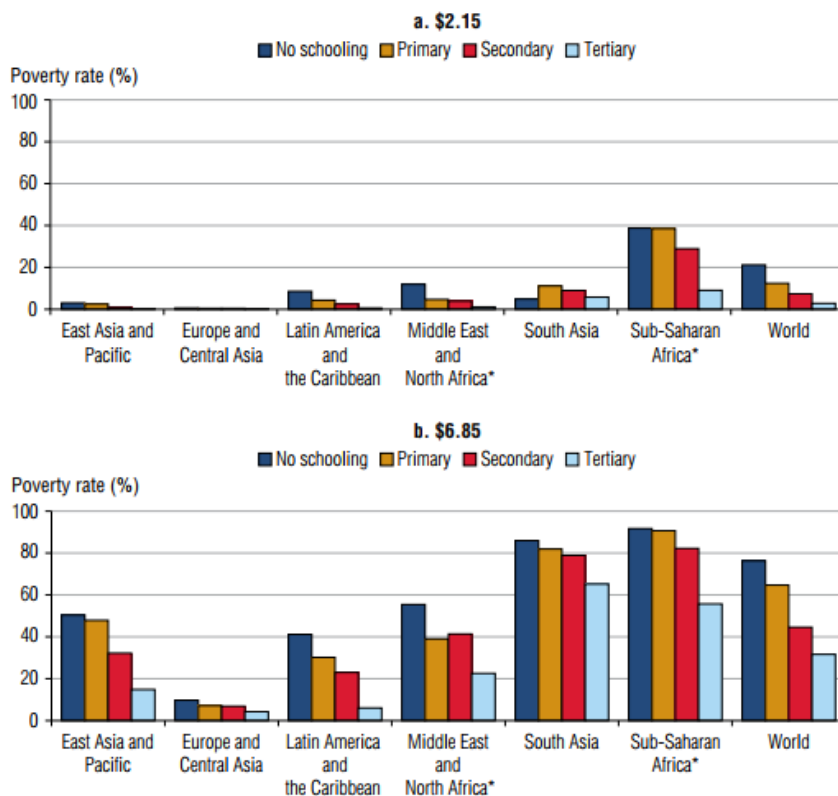
Population (millions)



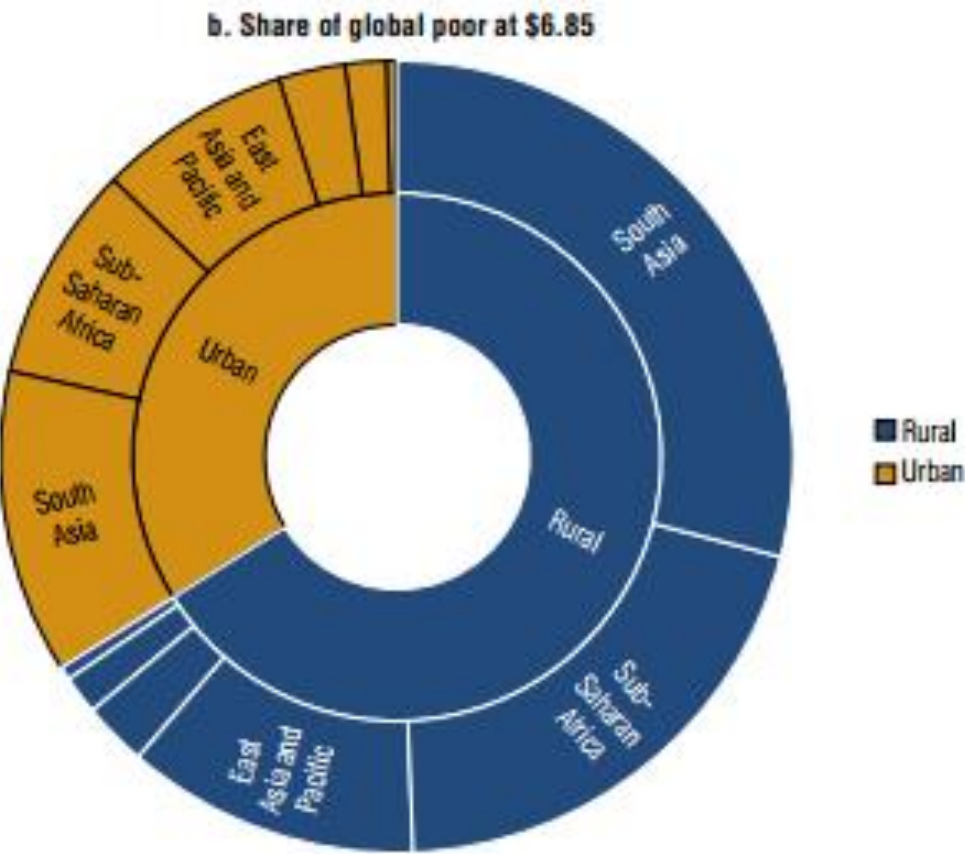
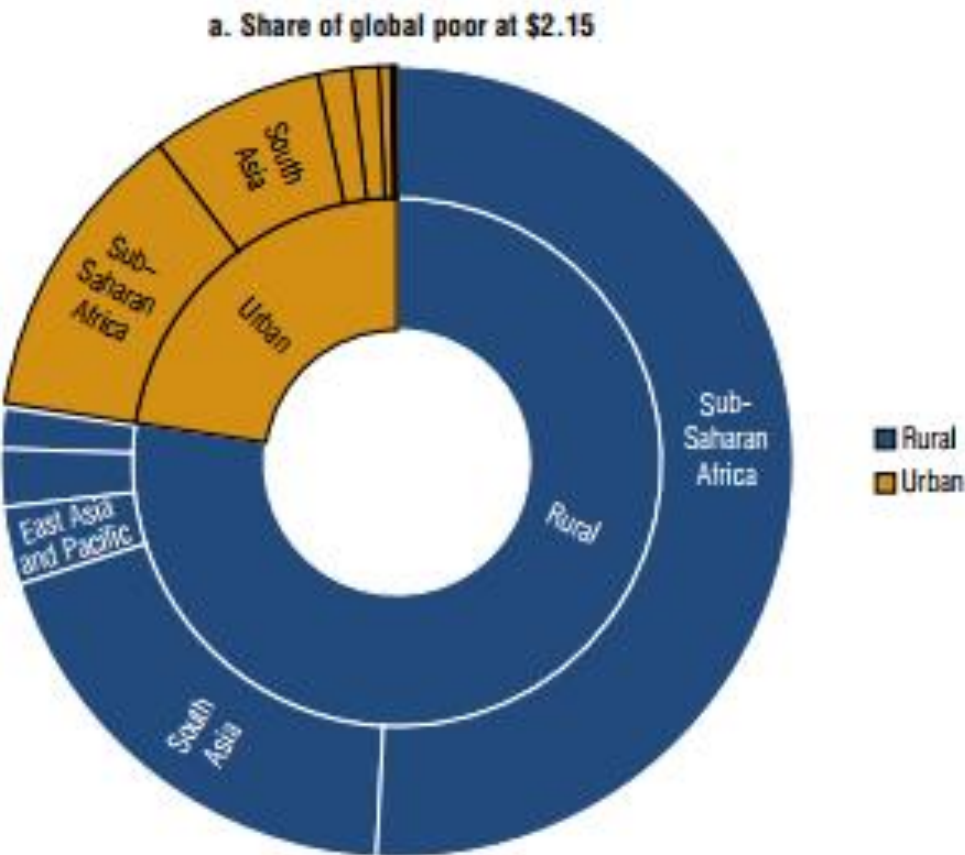
Societal poverty line



Percent of population living in poverty by educational attainment, 2022

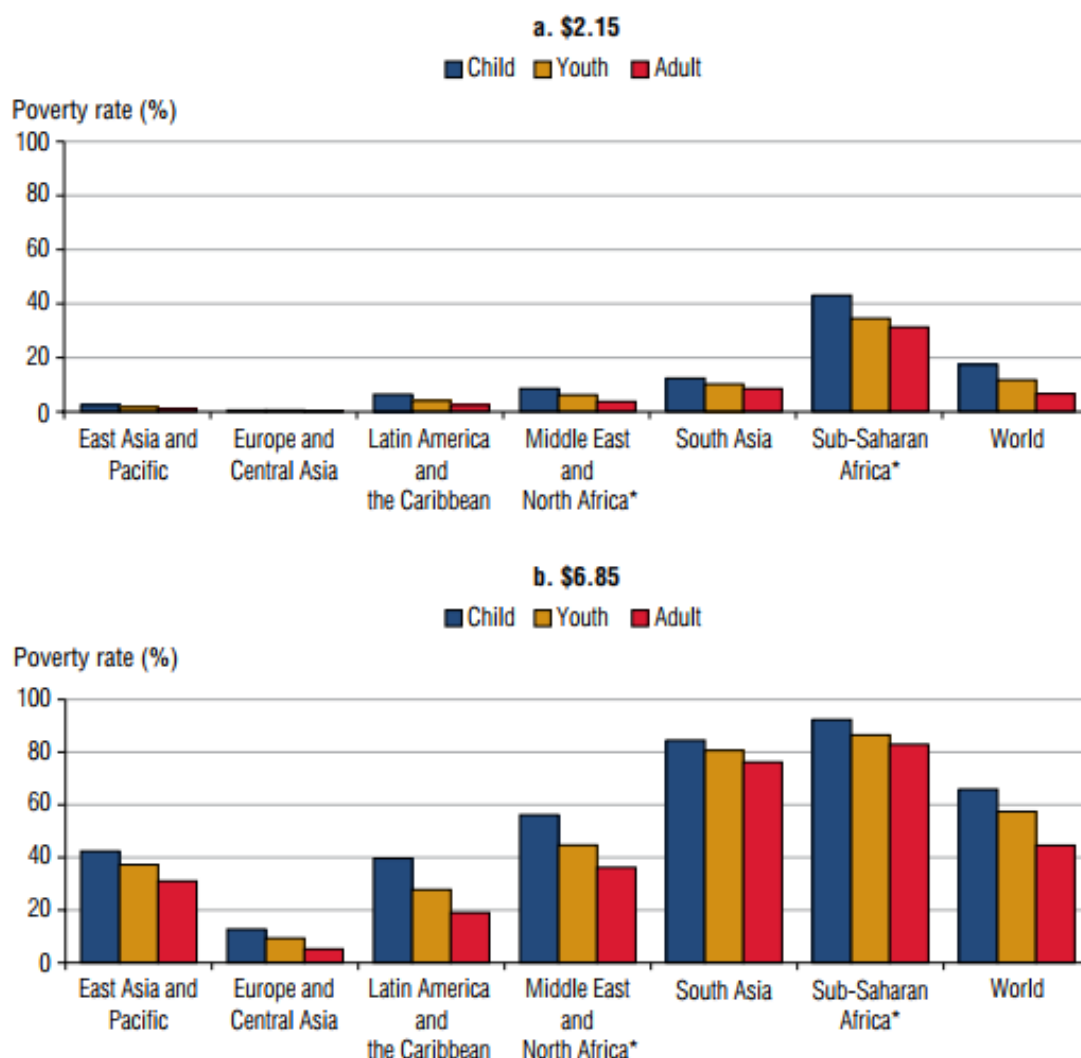


Comparison of rural and urban poverty rates, 2022



NOTE: Two points of interest. The elite of the hidden controllers consider that between two and three million of the people on Earth are ‘surplus to their needs!’ And these hidden controllers of huge wealth have not invested into Africa.

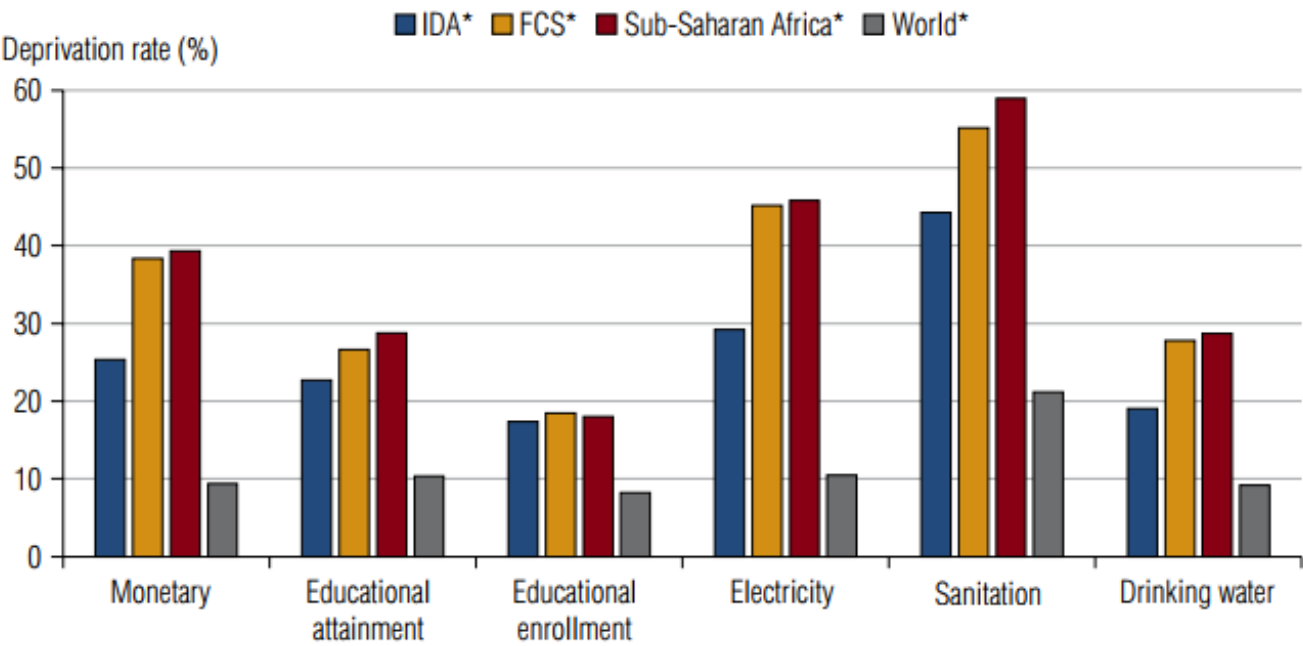
Age profile of the poor, 2022



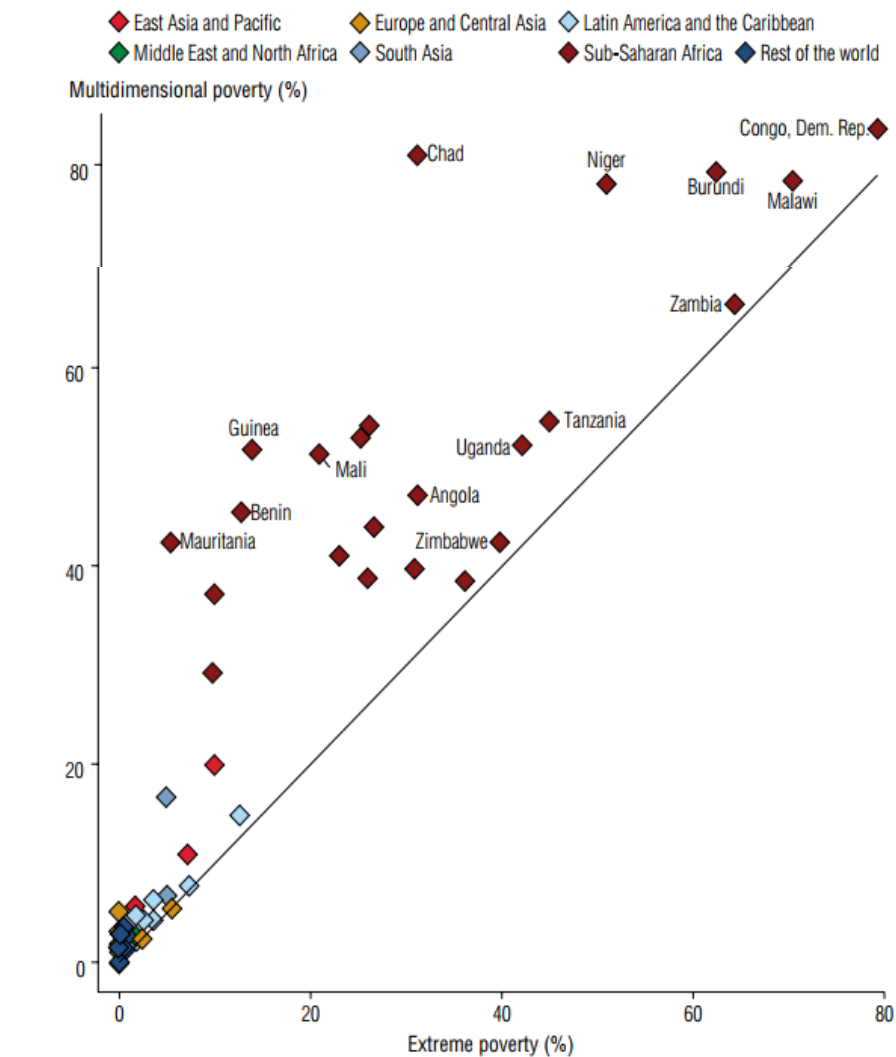
Deprivations in educational attainment and access to basic infrastructure lift multidimensional poverty above the extreme poverty rate, 2021

Region	Deprivation rate (%)						Multidimensional poverty rate	Number of economies	Coverage (%)
	Monetary	Education		Basic infrastructure					
		Educational attainment	Educational enrollment	Electricity	Sanitation	Drinking water			
East Asia and Pacific	2	5	2	1	9	4	2.7	12	26
Europe and Central Asia	0	1	1	2	8	4	2.1	24	78
Latin America and the Caribbean	3	8	2	1	17	3	3.6	18	86
Middle East and North Africa	1	7	2	0	2	1	1.5	3	24
South Asia	4	15	18	6	23	5	11.2	6	11
Sub-Saharan Africa	39	29	18	46	59	29	52.6	24	31
Rest of the world	0	1	2	0	0	0	1.0	23	69
World	9	10	8	10	21	9	13.4	110	37
IDA countries	25	23	17	29	44	19	35.6	38	34
Countries in FCS	38	27	18	45	55	28	50.4	13	27

The poorest countries lag behind in many dimensions of multidimensional poverty in 2021



Higher rates of multidimensional poverty than monetary poverty, especially in Sub-Saharan Africa



Annex 1D. Regional and global poverty estimates, 1990–2024

Percentage of population living in poverty by region

Region and poverty line	1990	1995	2000	2005	2010	2015	2019	2020	2021	2022	2023	2024
\$2.15 per day												
East Asia and Pacific	65.2	49.0	39.7	20.7	12.6	2.3	1.0	1.1	1.1	1.0	0.9	0.8
Europe and Central Asia	3.6	8.1	9.2	4.7	1.2	0.8	0.5	0.5	0.5	0.5	0.5	0.5
Latin America and the Caribbean	16.3	14.0	13.8	10.7	5.9	4.1	4.2	3.8	4.5	3.5	3.4	3.3
Middle East and North Africa	6.4	4.7	3.0	2.7	1.9	3.7	4.6	5.3	5.9	6.1	6.4	6.7
South Asia	50.0	43.8	--	35.5	25.4	16.6	10.6	13.0	11.4	9.7	8.7	7.6
Sub-Saharan Africa	54.6	58.0	56.0	48.7	42.1	38.2	36.7	37.9	37.6	37.0	36.9	36.5
Eastern and Southern Africa	--	57.5	56.3	50.2	44.2	41.7	43.1	44.5	44.2	43.6	43.7	43.2
Western and Central Africa	55.2	58.8	--	46.5	39.1	33.0	27.3	28.3	27.9	27.3	27.0	26.5
Rest of the world	0.4	0.5	0.5	0.5	0.5	0.7	0.6	0.4	0.3	0.6	0.6	0.6
World	37.9	32.5	29.3	21.5	15.7	10.5	8.8	9.7	9.5	9.0	8.8	8.5
FCS	--	49.9	--	38.1	31.7	29.5	29.2	30.7	30.9	30.8	31.1	30.9
IDA	54.4	50.5	48.3	39.1	31.0	27.5	25.7	26.7	26.5	26.0	26.1	25.8
\$3.65 per day												
East Asia and Pacific	87.3	77.3	67.8	49.1	34.2	15.1	7.2	6.4	5.8	5.4	5.1	4.8
Europe and Central Asia	11.7	19.6	21.4	12.3	4.8	3.2	2.0	2.1	1.9	1.7	1.6	1.6
Latin America and the Caribbean	31.3	28.7	27.1	22.5	14.7	10.8	10.2	9.9	10.5	8.9	8.8	8.6
Middle East and North Africa	26.4	25.5	18.7	16.7	12.7	13.1	14.6	16.0	16.7	16.2	16.3	16.4
South Asia	83.5	80.0	--	73.7	65.8	56.9	42.1	44.9	42.2	38.8	36.7	34.3
Sub-Saharan Africa	75.1	77.6	77.6	73.7	69.0	65.7	63.9	65.1	64.8	64.2	64.1	63.5
Eastern and Southern Africa	--	76.4	76.8	73.9	69.6	67.8	68.2	69.2	69.0	68.4	68.4	68.0
Western and Central Africa	76.9	79.5	--	73.3	68.1	62.6	57.6	59.0	58.5	58.0	57.7	57.0
Rest of the world	0.7	0.8	0.8	0.8	0.7	0.9	0.8	0.6	0.5	0.8	0.8	0.8
World	56.6	54.2	51.2	43.9	36.4	28.7	23.2	24.0	23.4	22.4	22.0	21.4
FCS	--	68.2	--	61.4	56.6	54.8	53.4	55.2	55.9	55.8	56.0	55.7
IDA	78.7	77.0	75.9	69.8	62.2	56.8	53.0	53.9	53.5	52.5	52.5	52.0
\$6.85 per day												
East Asia and Pacific	96.3	93.4	89.5	78.5	63.7	44.0	32.4	32.9	27.8	27.4	26.1	24.7
Europe and Central Asia	31.7	43.1	48.7	32.6	19.1	14.5	10.8	10.3	8.6	8.2	7.7	7.4
Latin America and the Caribbean	55.3	53.1	50.8	45.7	35.6	29.2	27.2	27.6	28.4	25.2	24.7	24.3
Middle East and North Africa	63.3	63.4	54.1	50.6	45.5	43.8	45.4	48.0	47.0	45.5	45.2	44.9
South Asia	96.7	95.9	--	93.6	91.5	87.5	80.4	81.9	80.9	78.8	77.3	75.6
Sub-Saharan Africa	90.1	91.4	91.6	91.0	88.9	87.5	87.3	88.0	87.8	87.7	87.6	87.3
Eastern and Southern Africa	--	90.0	90.4	90.1	88.1	87.4	88.2	88.9	88.7	88.5	88.5	88.3
Western and Central Africa	92.7	93.5	--	92.2	90.2	87.7	85.8	86.7	86.5	86.4	86.2	85.9
Rest of the world	2.1	2.0	1.6	1.5	1.4	1.7	1.3	1.2	1.0	1.3	1.3	1.2
World	69.2	69.9	69.0	64.2	57.8	51.0	46.3	47.2	45.7	44.9	44.3	43.6
FCS	--	85.8	--	81.9	79.0	78.6	78.0	79.7	80.2	80.6	80.5	80.4
IDA	93.3	93.1	92.5	90.9	88.0	85.0	82.8	83.5	83.1	82.5	82.3	81.9

Note: FCs = fragile and conflict-affected settings; IDA = international development association. Poverty rates are reported for the poverty lines of US\$2.15, US\$3.65, and US\$6.85 per person per day (expressed in 2017 purchasing power parity dollars). The definition of IDA and FCs is kept fixed using the world bank fiscal year 2024 classification.

Millions of people living in poverty by region

Region and poverty line	1990	1995	2000	2005	2010	2015	2019	2020	2021	2022	2023	2024
\$2.15 per day												
East Asia and Pacific	1045	840	721	393	248	48	21	22	23	20	19	18
Europe and Central Asia	17	38	43	22	6	4	2	3	3	2	2	2
Latin America and the Caribbean	71	67	71	59	35	25	27	25	29	23	22	22
Middle East and North Africa	15	12	8	8	6	14	19	22	25	26	28	30
South Asia	571	557	--	547	422	294	197	245	218	186	168	149
Sub-Saharan Africa	282	342	376	374	371	385	411	437	444	448	458	464
Eastern and Southern Africa	--	203	226	229	231	250	287	305	311	314	323	327
Western and Central Africa	114	139	--	144	139	135	124	132	134	134	136	137
Rest of the world	4	5	5	5	5	8	7	4	4	7	7	7
World	2005	1862	1800	1409	1093	778	684	757	746	713	705	692
FCS	--	274	--	263	247	259	280	301	310	314	325	332
IDA	470	497	538	492	438	433	443	470	477	479	491	496
Region and poverty line	1990	1995	2000	2005	2010	2015	2019	2020	2021	2022	2023	2024
\$3.65 per day												
East Asia and Pacific	1397	1326	1232	932	674	310	152	136	124	115	109	103
Europe and Central Asia	54	92	101	58	23	16	10	11	9	9	8	8
Latin America and the Caribbean	137	137	140	124	86	66	66	64	68	58	58	57
Middle East and North Africa	61	66	54	53	44	50	60	67	71	69	71	73
South Asia	953	1018	--	1136	1093	1010	784	844	802	745	712	673
Sub-Saharan Africa	388	457	521	565	607	662	717	749	765	777	796	809
Eastern and Southern Africa	--	270	308	338	364	407	455	474	485	493	506	515
Western and Central Africa	159	187	--	227	243	256	262	275	280	285	290	294
Rest of the world	7	8	8	8	8	10	9	6	6	9	9	9
World	2996	3105	3147	2876	2534	2124	1797	1878	1845	1783	1763	1732
FCS	--	374	--	424	440	481	511	541	560	569	585	597
IDA	681	758	845	877	879	895	912	949	962	967	988	1000
\$6.85 per day												
East Asia and Pacific	1542	1603	1626	1490	1255	902	683	696	590	584	557	530
Europe and Central Asia	147	203	229	153	91	70	53	51	43	40	38	36
Latin America and the Caribbean	242	254	263	252	208	180	175	179	185	165	163	162
Middle East and North Africa	146	164	155	159	157	168	186	200	199	195	197	199
South Asia	1103	1221	--	1443	1519	1554	1496	1541	1538	1513	1499	1481
Sub-Saharan Africa	466	539	615	698	782	883	979	1013	1038	1062	1087	1112
Eastern and Southern Africa	--	318	363	412	461	524	589	609	624	638	654	669
Western and Central Africa	192	221	--	286	321	359	390	404	414	424	433	443
Rest of the world	19	19	16	15	15	18	15	13	11	14	14	14
World	3665	4003	4239	4210	4027	3775	3586	3692	3602	3574	3555	3534
FCS	--	471	--	565	615	688	747	781	804	822	841	861
IDA	807	916	1030	1143	1243	1340	1425	1471	1496	1518	1548	1574

Source: World Bank, Poverty and Inequality Platform (version September 2024), <https://pip.worldbank.org>.

Note: FCS = fragile and conflict-affected settings; IDA = International Development Association. Millions of people living in poverty are reported for the poverty lines of \$2.15, \$3.65, and \$6.85 per person per day (expressed in 2017 purchasing power parity dollars).

Share of global poor (percent)

Region and poverty line	1990	1995	2000	2005	2010	2015	2019	2020	2021	2022	2023	2024
\$2.15 per day												
East Asia and Pacific	52.1	45.1	40.1	27.9	22.7	6.2	3.0	2.9	3.1	2.8	2.7	2.6
Europe and Central Asia	0.8	2.1	2.4	1.6	0.5	0.5	0.3	0.3	0.4	0.3	0.3	0.3
Latin America and the Caribbean	3.6	3.6	4.0	4.2	3.2	3.2	3.9	3.3	4.0	3.2	3.1	3.2
Middle East and North Africa	0.7	0.7	0.5	0.6	0.6	1.8	2.7	2.9	3.3	3.7	3.9	4.3
South Asia	28.5	29.9	--	38.9	38.6	37.8	28.9	32.3	29.2	26.1	23.8	21.5
Sub-Saharan Africa	14.1	18.4	20.9	26.5	33.9	49.5	60.1	57.7	59.6	62.9	65.0	67.1
Eastern and Southern Africa	--	10.9	12.6	16.3	21.2	32.2	42.0	40.3	41.7	44.1	45.8	47.3
Western and Central Africa	5.7	7.5	--	10.2	12.7	17.3	18.1	17.4	17.9	18.8	19.3	19.8
Rest of the world	0.2	0.3	0.3	0.4	0.5	1.0	1.0	0.5	0.5	1.0	1.0	1.0
FCS	--	14.7	--	18.6	22.6	33.2	41.0	39.7	41.6	44.0	46.0	47.9
IDA	23.5	26.7	29.9	34.9	40.1	55.6	64.8	62.1	64.0	67.2	69.6	71.7
\$3.65 per day												
East Asia and Pacific	46.6	42.7	39.1	32.4	26.6	14.6	8.5	7.3	6.7	6.5	6.2	6.0
Europe and Central Asia	1.8	3.0	3.2	2.0	0.9	0.7	0.6	0.6	0.5	0.5	0.5	0.4
Latin America and the Caribbean	4.6	4.4	4.4	4.3	3.4	3.1	3.6	3.4	3.7	3.3	3.3	3.3
Middle East and North Africa	2.0	2.1	1.7	1.8	1.7	2.4	3.3	3.6	3.8	3.9	4.0	4.2
South Asia	31.8	32.8	--	39.5	43.1	47.5	43.6	45.0	43.5	41.8	40.4	38.9
Sub-Saharan Africa	12.9	14.7	16.5	19.6	24.0	31.2	39.9	39.9	41.5	43.6	45.2	46.7
Eastern and Southern Africa	--	8.7	9.8	11.8	14.4	19.1	25.3	25.3	26.3	27.6	28.7	29.8
Western and Central Africa	5.3	6.0	--	7.9	9.6	12.0	14.6	14.6	15.2	16.0	16.4	17.0
Rest of the world	0.2	0.2	0.2	0.3	0.3	0.5	0.5	0.3	0.3	0.5	0.5	0.5
FCS	--	12.1	--	14.7	17.4	22.6	28.4	28.8	30.3	31.9	33.2	34.5
IDA	22.7	24.4	26.8	30.5	34.7	42.1	50.7	50.6	52.2	54.2	56.1	57.7
\$6.85 per day												
East Asia and Pacific	42.1	40.1	38.3	35.4	31.2	23.9	19.0	18.9	16.4	16.3	15.7	15.0
Europe and Central Asia	4.0	5.1	5.4	3.6	2.3	1.9	1.5	1.4	1.2	1.1	1.1	1.0
Latin America and the Caribbean	6.6	6.3	6.2	6.0	5.2	4.8	4.9	4.8	5.1	4.6	4.6	4.6
Middle East and North Africa	4.0	4.1	3.7	3.8	3.9	4.4	5.2	5.4	5.5	5.5	5.5	5.6
South Asia	30.1	30.5	--	34.3	37.7	41.2	41.7	41.7	42.7	42.3	42.2	41.9
Sub-Saharan Africa	12.7	13.5	14.5	16.6	19.4	23.4	27.3	27.4	28.8	29.7	30.6	31.5
Eastern and Southern Africa	--	8.0	8.6	9.8	11.5	13.9	16.4	16.5	17.3	17.9	18.4	18.9
Western and Central Africa	5.2	5.5	--	6.8	8.0	9.5	10.9	10.9	11.5	11.9	12.2	12.5
Rest of the world	0.5	0.5	0.4	0.4	0.4	0.5	0.4	0.3	0.3	0.4	0.4	0.4
FCS	--	11.8	--	13.4	15.3	18.2	20.8	21.1	22.3	23.0	23.7	24.4
IDA	22.0	22.9	24.3	27.2	30.9	35.5	39.7	39.8	41.5	42.5	43.6	44.6

Source: World Bank, Poverty and Inequality Platform (version September 2024), <https://pip.worldbank.org>.

Note: FCS = fragile and conflict-affected settings; IDA = International Development Association. The share of the global poor for regions and other groupings are reported for the poverty lines of \$2.15, \$3.65, and \$6.85 per person per day (expressed in 2017 purchasing power parity dollars). The definition of IDA and FCS is kept fixed using the World Bank fiscal year 2024 classification. Poverty estimates are not reported for years with insufficient data coverage (that is, less than 50 percent of the regional population). These missing observations are marked (--). However, poverty estimates are presented for the recent years (2019–22) using nowcasting methods, even if there is insufficient data coverage, and are thus grayed out (for example, Middle East and North Africa, Sub-Saharan Africa, and FCS). Estimates presented for all regions and country groups for 2023 and 2024 are based on poverty nowcasts and are also grayed out. See chapter 1, annex 1A, for details about coverage rules and the methodology for projecting or nowcasting poverty.

Notes

1. See annex 1A for more details on the methods used for nowcasts and projections.
2. Using the coverage rules in the Poverty and Inequality Platform (Castaneda et al. 2024), data coverage for low-income countries fell somewhat below 50% of the population in 2018 and 2019. Comparing poverty rates from 2020 onward to data from 2017 would still show an increase in the headcount at the US\$2.15 and US\$6.85 poverty lines.
3. These countries are Madagascar, the Democratic Republic of Congo, Mozambique, South Sudan, Malawi, the Central African Republic, Zambia, Burundi, the Republic of Yemen, and Niger (in descending order of poverty rates).
4. Not only is the share of poor in FCS increasing, but the poverty rate in FCS has also been rising over the past decade (see annex 1D).
5. Tetteh-Baah, Lakner, and Serajuddin (2024) show that the GDP per capita of the 22 countries that have been unable to escape low-income status has grown by only 0.26% annually since 1987.
6. For more information, see the World Bank Jobs Group's diagnostics and data site at <https://datatopics.worldbank.org/jobsdiagnostics/>.
7. The main source of these data is the Global Monitoring Database, a World Bank repository of nationally representative household surveys (see annex 1A for more details). In a few cases, the underlying data and methodology for measuring poverty when profiling the global poor slightly differ from the data and methodology in the Poverty and Inequality Platform (PIP). For example, grouped data are used for China in the Poverty and Inequality Platform (PIP), while micro-level data are used for profiling the poor. Also, the global database for profiling the poor has one survey data set for each country that is closest to the reference year, whereas PIP uses all available surveys and interpolates when necessary.
8. The 2022 edition of the *Poverty and Shared Prosperity* report estimated 101 poor women for every 100 poor men. The assumed equal allocation likely underestimates poverty for women.
9. The Poverty and Inequality Platform includes a spatial price adjustment between urban and rural areas for many countries in the database. The methods are country specific.
10. The only exception is South Asia, where the extreme poverty rate for the population age 15 or above without formal education is relatively low. This may be explained by measurement error, as less than 1% of the population age 15 or above in India has no formal education, so the estimation sample is small.
11. Age cutoffs for children, youth, and adults differ across countries and international organisations. This report adopts the United Nations International Children's Emergency Fund definition for children (less than 18 years) and the International Labour Organisation definition for youth (or young adults) (15 to 24 years). This means that older children between the ages of 15 and 17 are included in both children and youth. Adults are defined in this report as persons age 25 or above.
12. Each of three dimensions is equally weighted (one-third), and within each of the dimensions, each indicator is equally weighted (one-third for consumption, one-sixth for each education indicator, and one-ninth for each infrastructure indicator).
13. The MPM uses survey data within a three-year window either side of the reporting year, which for multidimensional poverty is 2021 in this report. Within this window, survey estimates are held constant. Therefore, the sample of countries changes across reporting years, and for some countries the same survey estimate is used across several reporting years, giving the impression that there has been no progress. Some of the components of multidimensional poverty, such as adult education, do not change dramatically over a six-year period.
14. Within this window, survey estimates are held constant, which differs from the monetary poverty estimates reported previously in this chapter. In the latter, surveys are interpolated and extrapolated to a common year using growth rates in national accounts (see annex 1A for details). While these methods are well established for monetary poverty, doing so for nonmonetary dimensions, as well as their overlap, is currently not possible.
15. As explained previously in this chapter, a country is covered if it has a survey that is within three years of 2021, as long as that survey was conducted in 2020 or later. However, the MPM, like the monetary poverty estimates, still uses the pre-2020 data in its estimation. In the case of the MPM, a three-year window around 2021 is applied; that is, it uses data from between 2018 and 2024. The number of countries that are used in the MPM estimates is indicated in table 1.1. These surveys cover 49.2% for the world population, 66.2% for Sub-Saharan Africa, 70% for IDA countries, and 49.7% for countries in FCS. These figures differ from the coverage rates reported in the table, since the latter do not count pre-2000 data for data coverage in 2021.
16. The estimate for South Asia is based on data from Bangladesh, Bhutan, Maldives, Nepal, Pakistan, and Sri Lanka. However, only the surveys from Bangladesh, Bhutan, and Nepal were conducted after 2019, so they are the only countries that are included in the population coverage reported in table 1.1.
17. More technical details on the methodology for nowcasting or forecasting poverty can be found in the work of Mahler, Castañeda Aguilar, and Newhouse (2022) and Mahler, Yonzan, and Lakner (2022).
18. The estimated number of people falling into poverty reported here includes only the change in the number of poor from 2019 to 2020 and does not account for a counterfactual change in poverty that would have been observed in the absence of

COVID-19. See Mahler, Yonzan, and Lakner (2022) for estimates that account for the additional counterfactual impact.

19. Xie et al. (2024) provide a more detailed evaluation of poverty nowcasts for 2020 and 2021.
20. Earlier in 2024, the National Sample Survey Office of the government of India published a fact sheet with key summary statistics based on these data.
21. Two rounds of NSSs have been conducted since 2011–12: 2014–15 and 2017–18. The 2014–15 NSS has the same socioeconomic and demographic information as the 2011–12 round and provides data on household expenditures on services and durables. However, only a subset of the 2014–15 round was released by the government. The 2017–18 NSS round was not released due to concerns over data quality.
22. Since 1999–2000, India has been experimenting with various recall periods to improve the accuracy of consumption data collection. In the 2011–12 survey, India utilised three recall periods: the URP, Mixed Reference Period (MRP), and MMRP. In 2011–12, MRP was adopted for official poverty rate calculations, and it was indicated that future data collection would transition to using MMRP. For the 2022–23 survey, India used exclusively the MMRP recall period for collecting consumption data.
23. For example, in Senegal, the poverty rate was estimated to be 28.8% in 2018 using an extrapolation of the older survey compared to 7% using the updated harmonised survey. Unlike for India, the two aggregates were not collected in the same survey, which complicates these comparisons. For example, errors in the extrapolation model are also important.
24. For simplicity, the figure shows reductions from the estimate that are included in the main text. Scenarios with greater poverty than currently estimated are omitted.
25. In previous updates of purchasing power parity (PPP) data, large changes in the level of global poverty were observed. For example, the number of poor people in the world increased by 400 million when the 2005 PPPs were adopted (Chen and Ravallion 2010). This outcome led to debates among researchers and the recommendation by the Atkinson Commission that the World Bank should not revise global poverty estimates with new PPP data, which reflected not only real changes in relative prices across countries but also ICP methodological changes (World Bank 2017). Unlike in the past, the ICP methodology has substantially stabilised in the recent 2011 and 2017 rounds (Deaton and Schreyer 2022).
26. An important question that World Bank researchers will investigate is whether this upward revision in national poverty lines reflects (a) an increase in the definition of what it means to be poor or (b) simply a change in the scale on which consumption and the associated poverty lines are measured. As countries get richer, national definitions of poverty increase, which is captured by the World Bank's Societal Poverty Line, which is discussed in box 1.4 in the main text of this chapter. Regardless of the driver, the World Bank's extreme poverty line will remain anchored to how the poorest countries in the world define poverty.



Shared Prosperity

Summary

- Growth in average income alone is not a sufficient marker of development, and that is why it is important to track a measure of the inclusiveness of growth or shared prosperity. The Global Prosperity Gap, a new indicator of shared prosperity, tracks how far the world is, on average, from a threshold of US\$25 per person per day, with a specific emphasis on the incomes of the poorest.
- Progress in reducing the Prosperity Gap has stalled since the COVID-19 (Coronavirus) pandemic, highlighting a slowdown in inclusive income growth over this period.
- A high level of inequality can reflect a lack of opportunities for socioeconomic mobility, which can further hinder prospects for inclusive growth and poverty reduction over time.
- A longer-term view shows that within-country inequality has declined for the average country. The number of economies with high inequality, defined as having a Gini index above 40, has also continuously declined since the 2000s.
- Despite a reduction in the number of economies with high inequality, the percentage of people living in economies with high inequality has stayed roughly the same in the last decade, from over 23% of the global population in 2013 to 22% (1.7 billion) in 2022. Another 70% (5.6 billion) lives in an economy with moderate inequality, and just 7% (612 million) lives in economies with low inequality according to this measure. The number of economies with high inequality could be higher if income surveys were available for all economies.
- Today, high levels of income or consumption inequality are concentrated among countries in Sub-Saharan Africa and in Latin America and the Caribbean.
- Faster and more inclusive growth is needed to accelerate progress in achieving shared prosperity. At current growth rates, a typical upper-middle-income country will need 100 years to close the Prosperity Gap. The number of years needed can be reduced if income growth is substantially faster or more inclusive. Countries can achieve the same level of prosperity with less growth and a decrease in the level of inequality.
- Inclusive growth efforts need to be focused on creating opportunities for everyone to proactively contribute to the economy. Moreover, this requires structural conditions that enable socioeconomic mobility, so that everyone can use their productive capacity to its full extent. Addressing inequality for low- and lower-middle-income countries requires tackling all phases of inequality; fiscal redistribution alone is not the solution.

Introduction: A new take on shared prosperity

Two new measures of shared prosperity: The Global Prosperity Gap and the number of economies with high inequality

Since 2013, the World Bank has been tracking a measure of shared prosperity, recognising that growth in average income alone is not a sufficient indicator of development. How growth benefits the least well-off is an important dimension to consider for improvements in societal welfare. Starting with this report, the World Bank has adopted two new measures of shared prosperity: the *Global Prosperity Gap* and the *number of economies with high inequality* to better capture the notion of shared prosperity, combining concerns for economic progress and equity.

The Global Prosperity Gap brings together the notions of *progress* (measured by growth in average income) and improvements in *equity* (measured by the reduction in inequality in society) into one indicator of inclusive growth. The Global Prosperity Gap captures how far people's incomes are from a global prosperity standard, which is set at

US\$25 per person per day. This benchmark represents the average income when countries transition from upper-middle-income to high-income status. This measure gives a greater weight to the incomes of the poor: poorer households contribute significantly more to the gap than their better-off counterparts. Consequently, income growth among the poorest households also matters significantly more for reducing the Global Prosperity Gap than growth among the better-off.

Three main reasons why tracking within-country inequality is important

In addition to the Global Prosperity Gap, which focuses on the income differences of everyone around the world, the World Bank is now tracking an indicator that emphasises within-country inequality directly. That indicator is the number of economies with high inequality as measured by the Gini index, based on income or consumption. While complete equality is neither feasible nor necessarily desirable—for instance, a part of inequality of wages reflects differences in efforts—there is a broad consensus that when inequality in a country is too high, it is harmful.

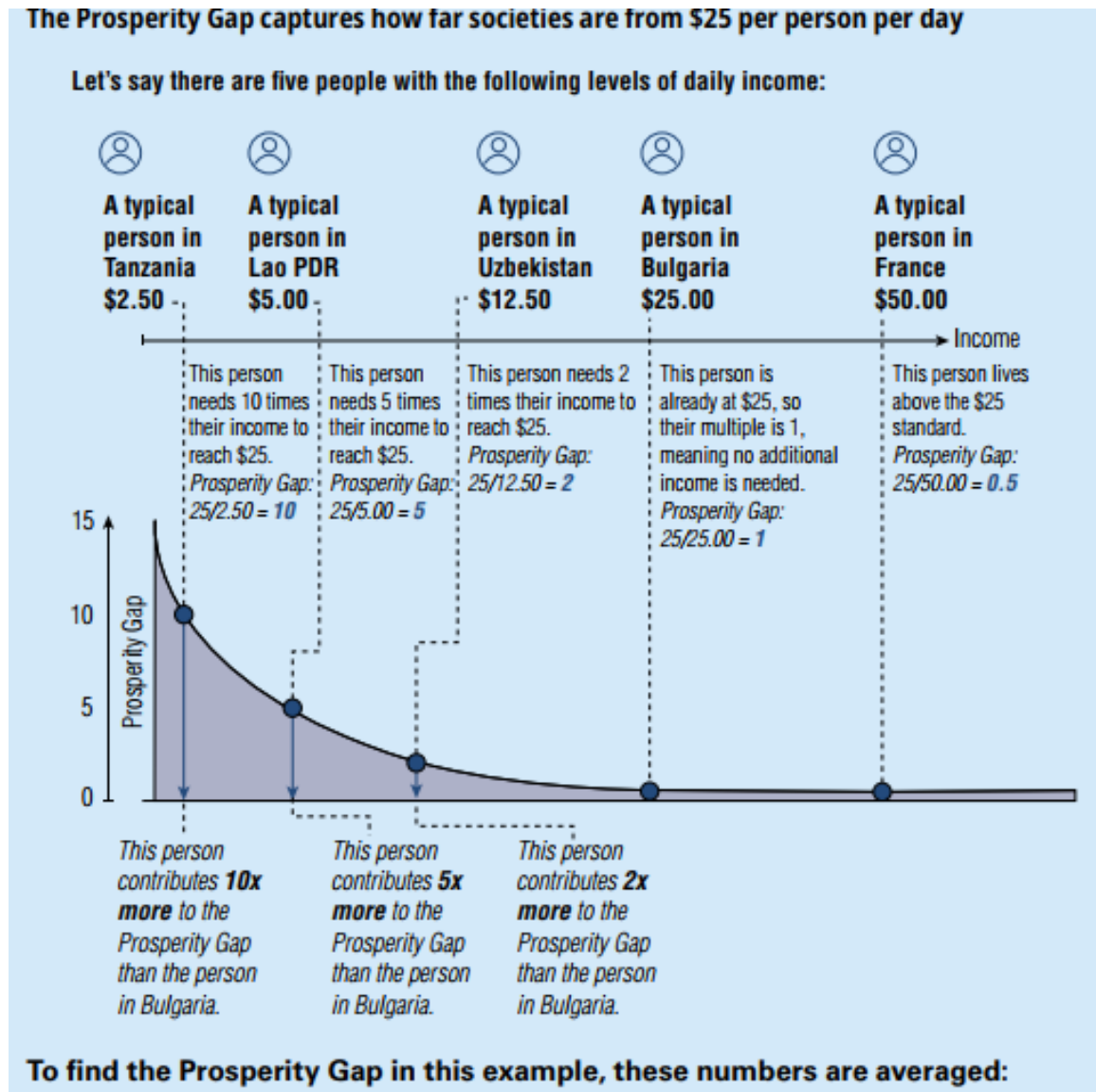
Tracking inequality is important for various reasons. First, high inequality within countries slows the pace of poverty reduction. How economic growth translates into raising the income of the poor strongly depends on the existing levels of inequality. In countries where levels of income or consumption inequality are higher, a given increase in growth delivers a smaller reduction in poverty (Bourguignon 2003). Simulations have shown that declines in inequality can have a significant impact on reducing poverty (Bergstrom 2022; Lakner et al. 2022). This means that policies to reduce inequality can have a double dividend over time.

However, the double dividend has been missed in some cases. As chapter 1 has shown, poverty reduction in Sub-Saharan Africa has been slow, driven largely by slow growth. However, a lack of improvement in inequality has also been a missed opportunity for poverty reduction (Sinha, Inchauste, and Narayan 2024) in a region where a large share of countries have high inequality (see discussion on within-country inequality below). As discussed later in this chapter, achieving shared prosperity, like reducing poverty, is affected negatively by the level of inequality. There is a separate question whether inequality impedes the level of growth, but the evidence on this is ambiguous, both conceptually and empirically (Banerjee and Duflo 2003; Baselgia and Foellmi 2022; Brueckner and Lederman 2018; Forbes 2000; Gründler and Scheuermeyer 2018; Li and Zou 1998).

Second, high inequality often reflects a lack of opportunities for socioeconomic mobility. Inequality of outcomes today is closely related to inequalities in opportunities and thus a sign of more deep-rooted problems (Brunori, Ferreira, and Peragine 2013; Chetty et al. 2017; Corak 2013). High levels of inequality within a country can therefore be symptomatic of the inability of some population groups to rise along the economic and social ladder for reasons that are outside of their control, such as their gender, race, parental background, or place of birth. This is not only unjust, but also inefficient, because it means that some groups cannot participate in economic activity using their full potential. Furthermore, inequality of outcomes and opportunities today directly affects the opportunities for the next generation (Atkinson 2015; van der Weide et al. 2024; World Bank 2017b). For instance, very unequal societies tend to exhibit greater inequalities among schools or neighborhoods, so inequalities today have a strong impact on children's opportunities tomorrow.

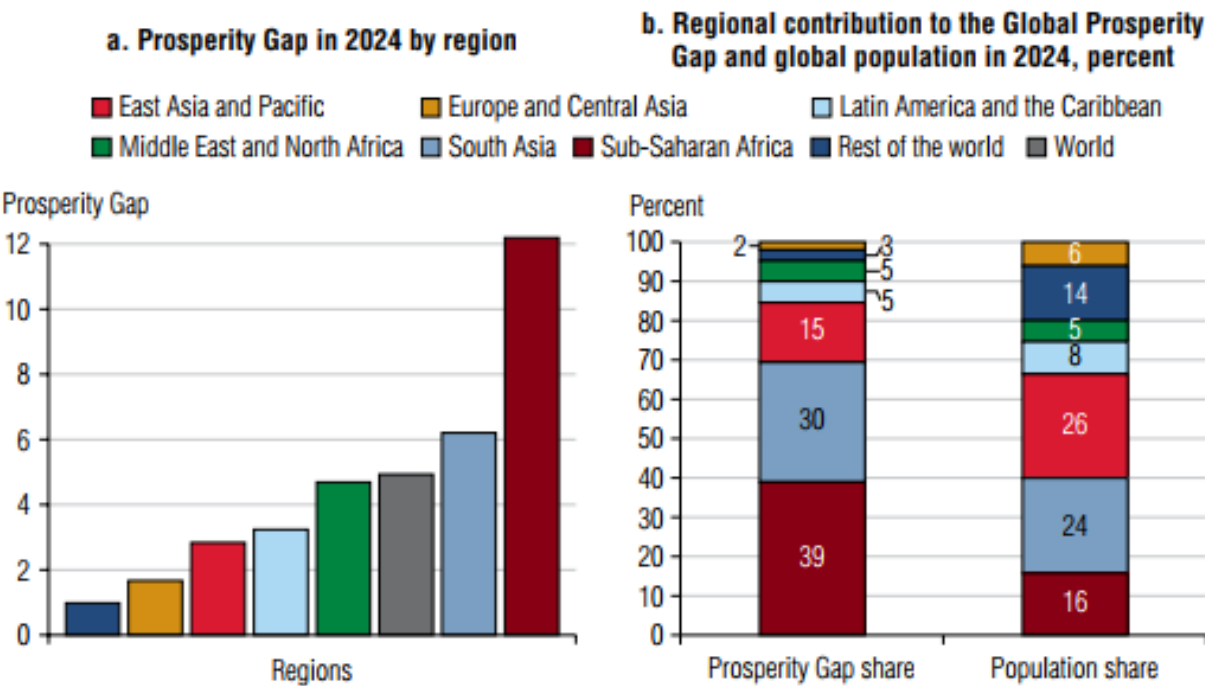
Third, monitoring inequality is important since perceptions of inequality matter for policy and have broad social implications. Societal frictions have been linked to actual or perceived high inequality levels—for example, the social discontent seen during the Arab Spring (World Bank 2016). Concurrently, lower inequality is correlated with higher levels of political and social stability as well as social cohesion (World Bank 2016). Evidence also suggests that high inequality has been disproportionately reducing political participation among low-income voters relative to high-income voters (Erikson 2015) and at the same time increasing the share of political contributions of high-net-worth households (Cagé 2023). How individuals perceive inequality is correlated with their perceived position in income distribution as well as with the shocks they face. Perceptions do change, however, as the nature of shocks changes and as people are informed about their actual positions in the income distribution (Cruces, Perez-Truglia, and Tetaz 2013; Hvidberg, Kreiner, and Stantcheva 2023). Studies on advanced economies emphasise that people are most sensitive to income comparison with those they view as peers (Amendola, Dell'Anno, and Parisi 2019; Card et

al. 2012; Hvidberg, Kreiner, and Stantcheva 2023); however, those studies also highlight that people tend to underestimate inequality most within these groups (Hvidberg, Kreiner, and Stantcheva 2023). Given the implications of the perception of inequality, the gaps between actual and perceived inequalities, and individuals' willingness to adjust their perceptions monitoring inequality with objective measures can potentially add to a more informed public discourse.



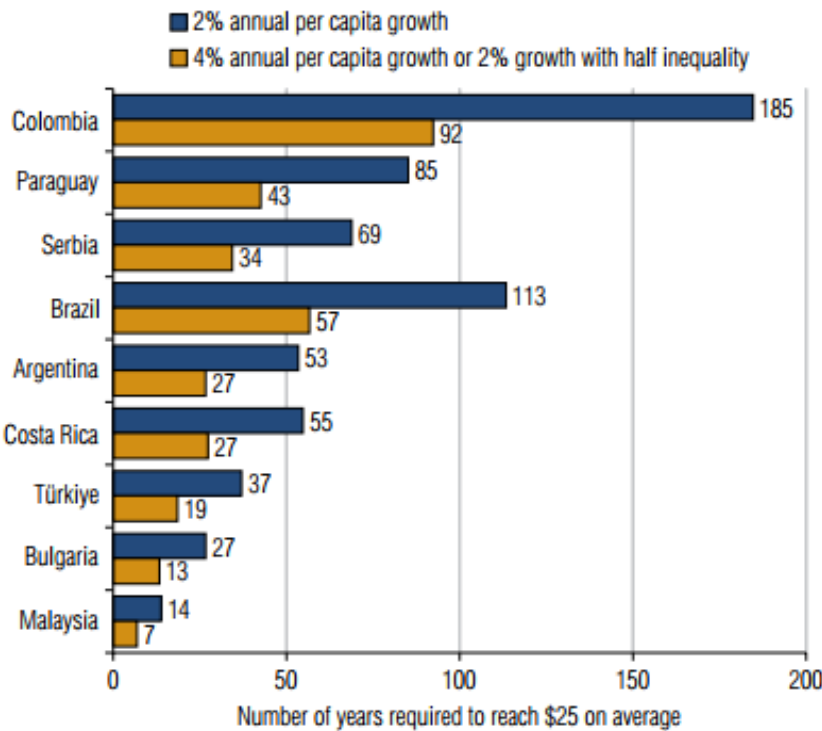
The next section of this chapter introduces the Global Prosperity Gap as one of two new measures of the World Bank to monitor shared prosperity and presents historical trends and projections. It also discusses the roles of growth in average incomes and changes in inequality in explaining these trends. The third section discusses the trends in country-level inequality. The final section summarises policy actions that support inclusive growth.

Sub-Saharan Africa has the highest Prosperity Gap and contributes the most to the Global Prosperity Gap, followed by South Asia

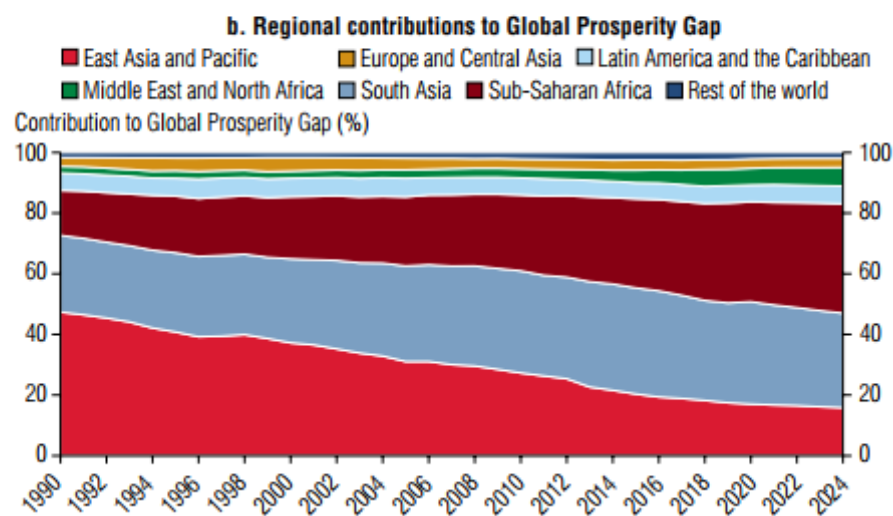
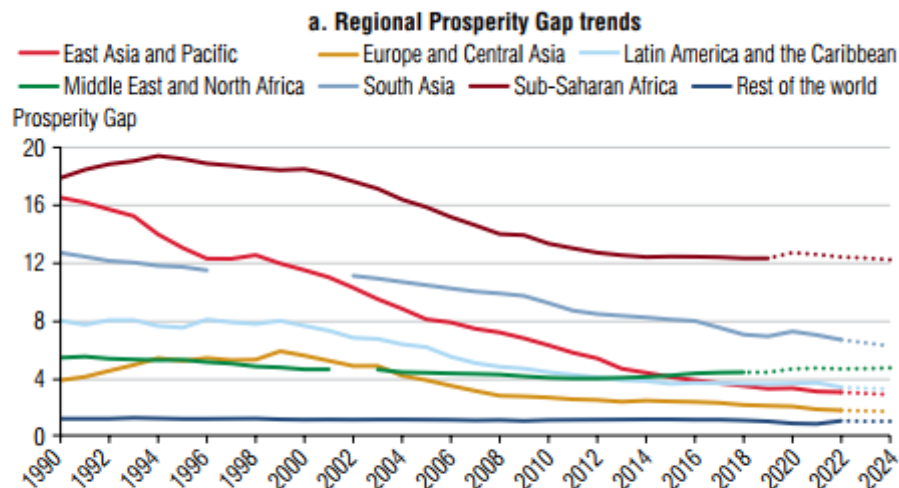


Source: World Bank, Poverty and Inequality Platform (version September 2024), <https://pip.worldbank.org>.
Note: Regional Prosperity Gaps are reported in panel a, while the region's population-weighted contributions (percent) to the Global Prosperity Gap and the region's population share (percent) are shown in panel b. Regions follow the definition in the Poverty and Inequality Platform. The estimates for 2024 are projected starting in 2019 for the Middle East and North Africa, starting in 2020 for Sub-Saharan Africa, and starting in 2023 for all other regions. See annex 1A for further details on projection. The label values may not add to 100 percent due to rounding.

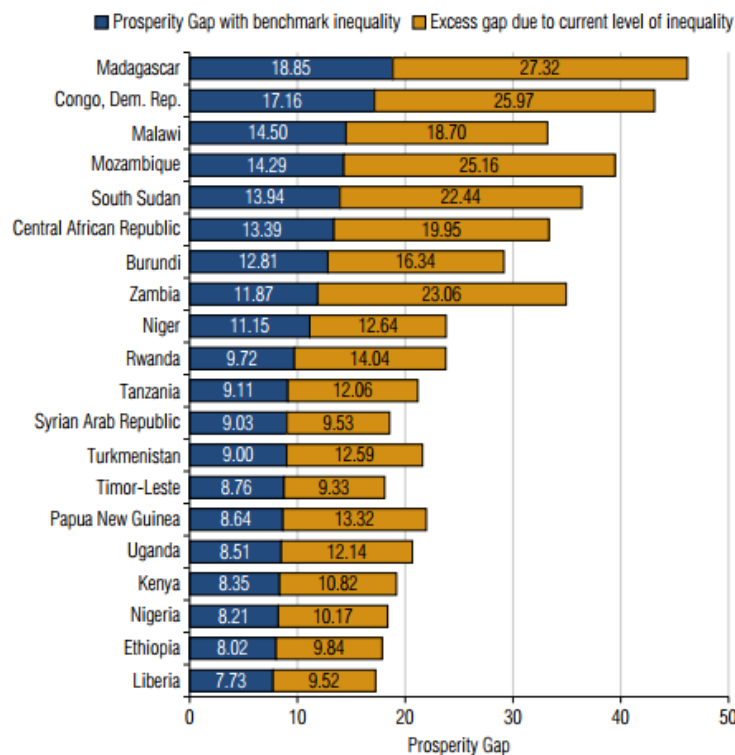
Inequality delays prosperity



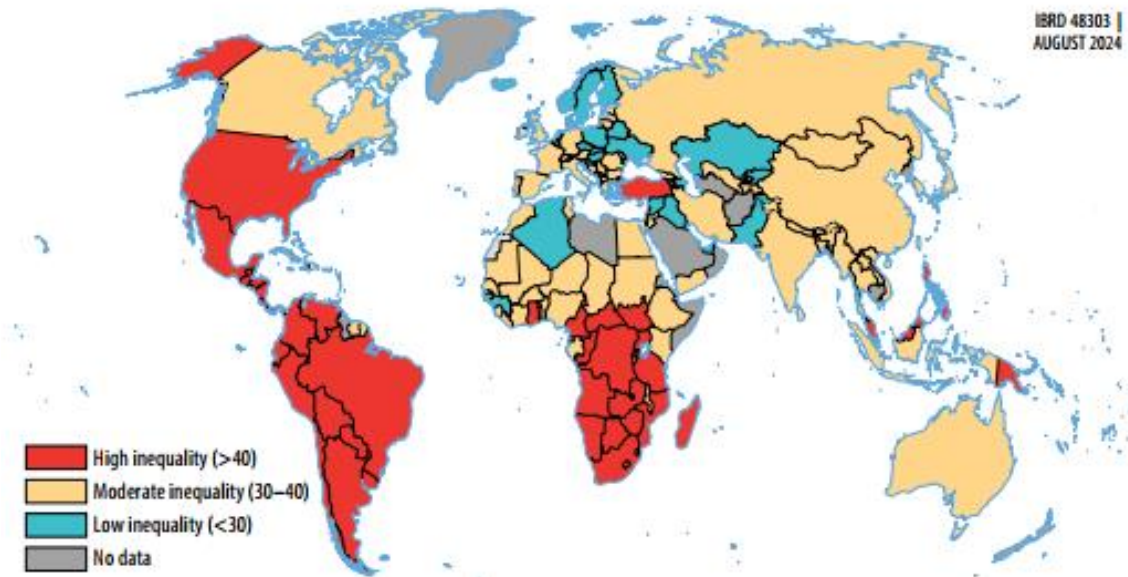
The East Asia and Pacific region has driven the reduction of the Global Prosperity Gap



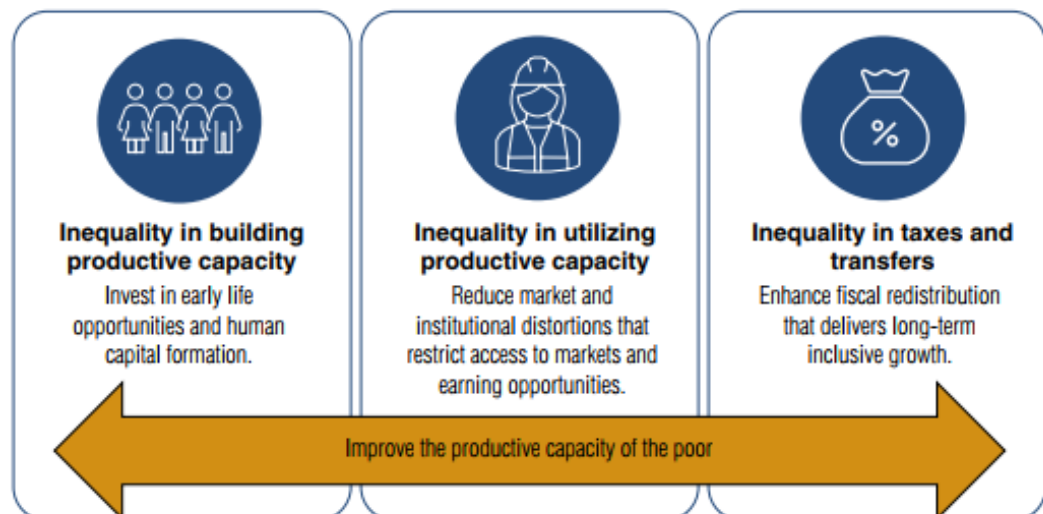
Inequality increases the Prosperity Gap



The 49 economies with high inequality are concentrated in Sub-Saharan Africa and Latin America and the Caribbean



Effectively addressing inequality requires a comprehensive approach that tackles all phases of inequality



LIVING FEELINGS FIRST, having the mind to follow in support:

Becoming aware of living feelings first and then embracing that way of living, then engaging in our Feeling Healing, this directly benefits our children and that benefit is lifelong which also passes down to their children and ongoing generations.

POTENTIAL to BENEFIT your CHILD through our own FEELING HEALING:

This steps down each seven years as the child matures



From conception to
age 6 or 7

From 8 to age 14

From 15 to age 21

From 22 to age 28

As we heal, we directly heal our children similarly.

The Indwelling Spirit arrival for the child around age 6 or 7 starts their independence.



Liveable Planet

Protecting People from Extreme Weather Events

Summary

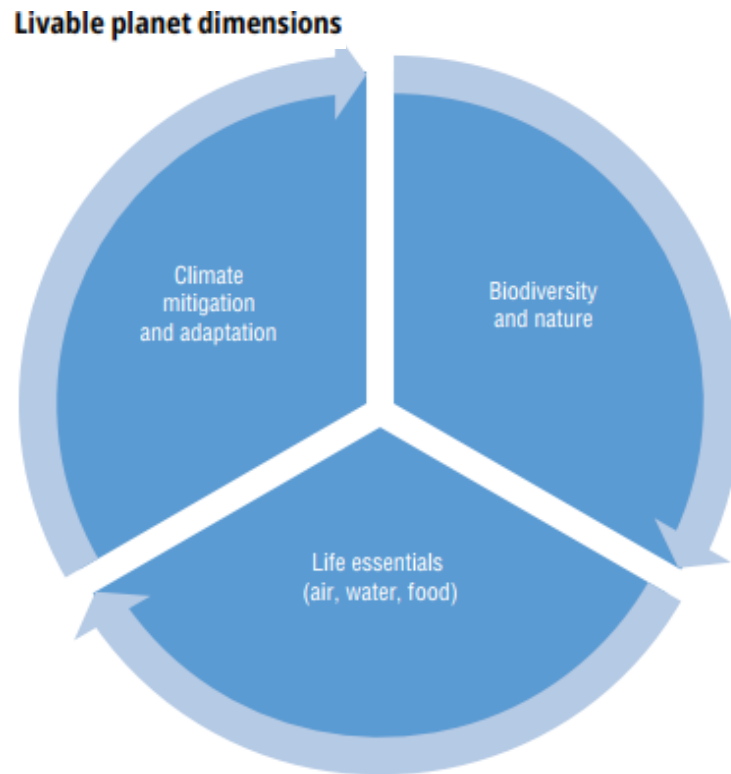
- Today, one in five people is at risk from an extreme weather event in their lifetime. This means they are likely to face severe setbacks in their livelihoods, significantly hindering poverty reduction efforts.
- Protecting people from extreme weather events requires acting on two fronts: (a) lowering vulnerability by enhancing risk management and (b) preventing the escalation of future climate hazards by accelerating transformations to reduce the emissions intensiveness of growth.
- To inform decisions, it is important to understand the trade-off between growing incomes and lowering greenhouse gas (GHG) emissions, find ways to scale up synergistic policies that can help advance on multiple fronts or reduce trade-offs, and manage transition costs of climate mitigation policies to specific groups and communities.
- Priorities should consider where countries stand on the interlinked goals.
- Poverty reduction by fostering investments in human, physical, and financial capital needs to be prioritised in low-income settings.
- Middle-income countries need to prioritise income growth that reduces vulnerability and synergies such as cutting air pollution.
- Upper-middle- and high-income countries account for four-fifths of global GHG emissions. These countries need to act fast in transitioning to low-carbon-intense economies, while managing transition costs particularly for the poor and vulnerable.
- Fostering international cooperation and closing financing gaps for sustainable development are critical to enable the transition toward more sustainable, low-carbon, and resilient economies. Achieving a world free of poverty on a livable planet is possible but requires serious and immediate efforts.

The concept of a livable planet

The goals of ending extreme poverty, boosting shared prosperity, and ensuring a livable planet are closely interlinked. The World Bank's vision recognises this and tracks the multidimensional concept of a livable planet along three dimensions: climate mitigation and adaptation, biodiversity and nature, and life essentials (figure 3.1) (World Bank, n.d.). These three areas underscore that to sustain a livable planet, action on various aspects, such as reducing the risks from climate-related hazards; preserving healthy ecosystems; and ensuring access to life essentials such as food, water, and low air pollution, is necessary.

This chapter concentrates on one aspect of the complex relationship between poverty, shared prosperity, and livable planet: the need to protect people from the worsening impacts of climate-related hazards. Acting on this front is fundamental to support the goals of ending poverty and increasing shared prosperity on a livable planet.

Livable planet dimensions



Source: original figure for this publication (world bank, n.d.).

Every year, extreme weather events have a negative impact on millions of households (Baquié and Fuje 2020; Hallegatte and Walsh 2021; Hill and Porter 2017; Kochhar, Knippenberg, and Leon 2023; Pape and Wollburg 2019). Hallegatte, Bangalore et al. (2016) estimate that tropical storms, floods, droughts, and earthquakes push 26 million people into poverty every year.

The poor are more likely to be adversely affected by hazardous events than the non-poor. For example, while wealthier people can save parts of their income in formal financial institutions and diversify their portfolio, the poorest often hold only in-kind assets such as livestock or housing, which are more likely to be destroyed by natural disasters (Dercon 2004; Hallegatte and Walsh 2021). Two-thirds of the global extreme poor also work in the agricultural sector and are more likely to rely on other forms of natural capital for income generation and food security, making them more vulnerable to extreme weather events, rising temperatures, and environmental degradation (Angelsen et al. 2014; Azzarri and Signorelli 2020; Castaneda et al. 2016; Dang, Hallegatte, and Trinh 2024; Fedele et al. 2021; Ortiz-Bobea et al. 2021). This creates a vicious cycle: vulnerability traps the poor in poverty and pushes others into poverty, while poverty exacerbates vulnerability to climate-related hazards (Hallegatte, Fay, and Barbier 2018; Triyana et al. 2024). Evidence shows that resilience is generally lower for poorer people because of several interconnected factors (Hill and Narayan 2020).

Poorer countries and people will suffer stronger negative consequences from climate-related hazards, leading to increases in poverty (Cevik and Jalles 2023; Dang, Cong Nguyen, and Trinh 2023; Diffenbaugh and Burke 2019; Gilli et al. 2023; Tol 2018). The setbacks that climate shocks can cause for poverty reduction are well-documented by many country-level assessments, with various degrees of severity (Dang, Hallegatte, and Trinh 2024; World Bank Group 2023). If global warming surpasses critical thresholds, impacts will likely be magnified beyond current projections (IPCC 2023a).

Climate-related hazards also have negative impacts on nonmonetary aspects of welfare that will undermine future incomes and poverty reduction. Higher temperatures affect people's health and lead to excess mortality rates,

especially in poorer and hotter countries and older populations, diminishing productivity and welfare (Acevedo et al. 2020; Carleton et al. 2022). Heat exposure also significantly reduces education outcomes, with long-term consequences for the livelihoods of children and broader economic development (Park, Behrer, and Goodman 2021; Randell and Gray 2019). Lower agricultural output caused by warming and extreme weather events exacerbates food insecurity (Barrett 2021; Hasegawa et al. 2018).

Undernourishment and undernutrition reduce educational attainment (Glewwe and Miguel 2007). Annex 3A discusses progress and challenges in food and nutrition security in recent years. The increased frequency and severity of natural disasters are also expected to be important drivers of both internal and cross-border migration (World Bank 2023i). These events can displace millions of people, often forcing them to move to safer areas within their own countries. For example, in 2022, floods in Pakistan displaced around 8 million people (Beyer and Milan 2023).

To effectively manage climate risks, especially for poorer populations, it is essential to understand the determining factors of these risks now and in the future. The first part of this chapter describes the elements that lead to climate risk, with a focus on extreme weather events and people's well-being, and highlights the fact that protecting people from extreme weather events requires action to reduce their vulnerability to and the likelihood of hazards. First, reducing vulnerability calls for improving risk management by investing in the capacity to prepare for shocks and the ability to cope afterward. Second, there must be a significant reduction of GHG emissions to prevent the escalation of hazards associated with global warming. Failure to act now will exacerbate development challenges in the future.

The second part of this chapter discusses how advances in development and climate action require understanding and managing of trade-offs between inclusive economic growth and lowering emissions, transition costs, and identifying synergistic actions that can be scaled up. The chapter ends with a discussion on policy priorities depending on where economies stand on the interlinked goals of eradicating poverty, boosting shared prosperity, and reducing GHG emissions.

The importance of protecting people from extreme weather events

Unpacking climate risks

Risk depends on three elements: hazard, exposure, and vulnerability (figure 3.2). Climate-related hazards are characterised by natural or human-made physical events or trends occurring with a sufficiently high possibility that can result in death, harm, or other health effects, as well as destruction and loss to property, infrastructure, livelihoods, service provision, and other resources. Exposure is defined as the presence of people and livelihoods in places and settings that could be adversely affected by one or more hazards. For example, in the case of a flood hazard, those exposed would be the people who could be adversely affected by floodwaters. Vulnerability is the propensity or predisposition to be adversely affected.

Continuing the flood example, not everyone who is exposed to a flood hazard may be vulnerable, because some are sufficiently resilient to not experience any adverse effects. People who are sufficiently vulnerable and are exposed to one or more hazards are deemed at risk for climate-related hazards.

Nearly one in five people is likely to experience a severe weather shock in their lifetime that they will struggle to recover from

The World Bank has developed an indicator that tracks the number of people at high risk for climate-related hazards across the world (World Bank, n.d.). Nearly one in five people (18%) is at high risk from climate-related hazards globally, meaning that they are likely to experience a severe climate shock in their lifetime that they are going to struggle to recover from. This measure combines information on people's exposure to extreme weather hazards (specifically floods, heat, drought, and cyclones) with information on their vulnerability to severe impacts from these

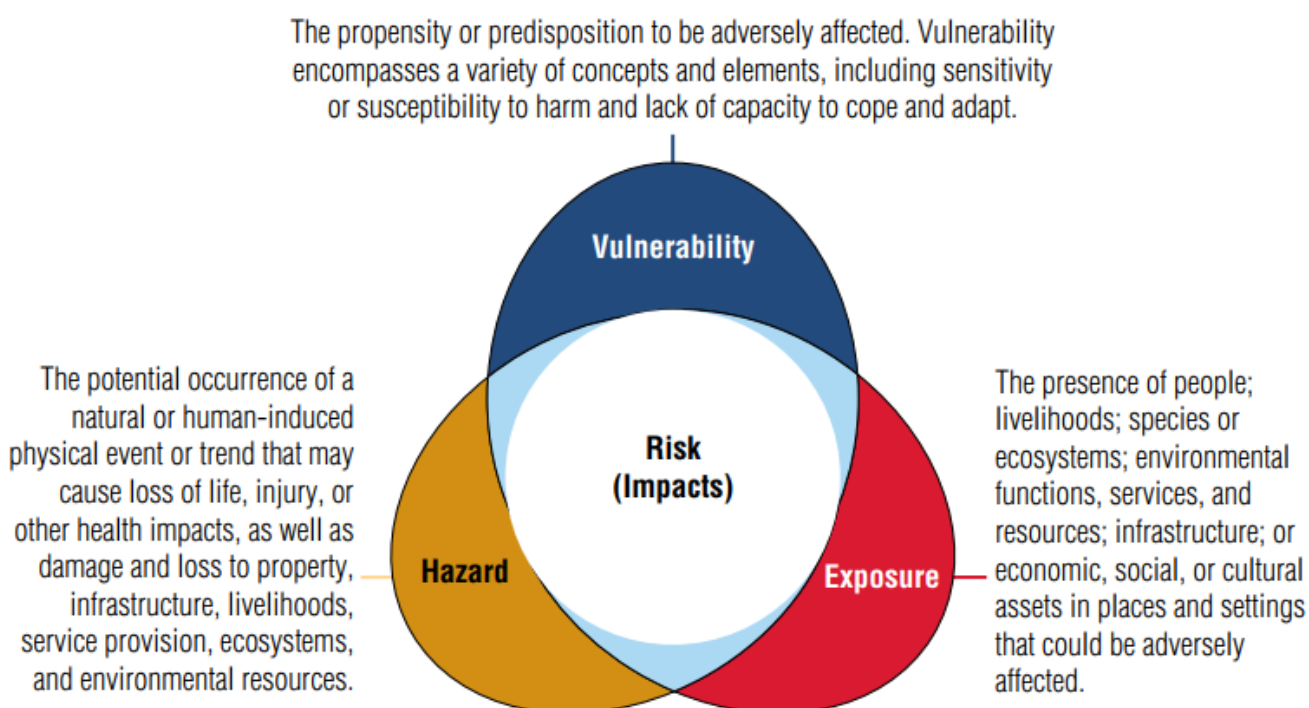
events when they occur. Vulnerability reflects the propensity to be adversely affected or unable to cope with the effects. Those at risk are people both exposed to a severe weather event and vulnerable to its impact. Box 3.1 summarises how the indicator was constructed, and annex 3B provides more details.

About 60% of the world population was exposed to extreme floods, droughts, cyclones, or heat waves in 2021 (figure 3.3). In other words, more than 4 billion people in the world live in areas likely to experience an extreme weather event. Globally, 42% of people are exposed to heat waves, 10% to floods, 18% to droughts, and 7% to cyclones. These exposure numbers are expected to increase as climate change is increasing the frequency and intensity of these events (IPCC 2023a).

Exposure to these four hazards varies by region (figure 3.3). The South Asia region has the largest share of population that is exposed to shocks (88%), followed by East Asia and Pacific (68%). The global exposure to heat waves is driven by East Asia and Pacific, where half of the population is exposed, and South Asia, where four of five people are exposed. More than 1 in 10 people in East Asia and Pacific, South Asia, and the Middle East and North Africa are exposed to floods. Exposure to droughts, among all hazards, is highest in Europe and Central Asia, Latin America and the Caribbean, North America, and Sub-Saharan Africa.

For individuals in low-income countries, droughts are the leading hazard (figure 3.3). Exposure to heat waves is greater in lower-middle- and upper-middle-income countries. Individuals in high-income countries are most often exposed to droughts. Overall, the share of population exposed to any type of hazard follows an inverted U-shaped curve with country income levels, with the highest share of exposure in lower-middle-income countries (73%), followed by upper-middle-income countries (55%). Exposure rates in low-income and high-income countries are lower (41% and 32%, respectively). Behind these aggregate numbers lie substantive within-country differences. For instance, greater exposure to floods is concentrated in urban areas, where poorer households settle in more flood-prone locations because of land scarcity and lower cost (Rentschler, Salhab, and Jafino 2022).

Risks depend on hazard, exposure, and vulnerability



Is there oil on any other planet (and moon)?

<https://www.ncesc.com/geographic-faq/is-there-oil-on-any-other-planet/>

Yes, there is evidence to suggest that oil or hydrocarbon deposits exist on other planets and moons in our solar system.

Is it possible for other planets to have oil?

Saturn's moon Titan, for example, has more hydrocarbons than the Earth. It has hundreds of times more liquid hydrocarbons than all the known oil and natural gas reserves on Earth.

Is there any oil on Mars?

There are subsurface deposits of oil and natural gas on Mars, indicating the possibility of past life.

Is there oil on Earth's moon?

While there are no confirmed reports of oil on Earth's moon, it is believed that oil is found on the moon.

Scientists discovered planets even better for life than Earth?

There is ongoing research to discover exoplanets that may have better conditions for life than Earth, but no concrete findings have been reported yet.

Titan Has More Oil than Earth

<https://www.space.com/4968-titan-oil-earth.html>

14 February 2008

Saturn's smoggy moon Titan has hundreds of times more natural gas and other liquid hydrocarbons than all the known oil and natural gas reserves on Earth, scientists said today.

The hydrocarbons rain from the sky on the miserable moon, collecting in vast deposits that form lakes and dunes. This much was known. But now the stuff has been quantified using observations from NASA's Cassini spacecraft.

"Titan is just covered in carbon-bearing material — it's a giant factory of organic chemicals," said Ralph Lorenz, a Cassini radar team member from the Johns Hopkins University Applied Physics Laboratory. "This vast carbon inventory is an important window into the geology and climate history of Titan."

At minus179 degrees Celsius (minus 290 degrees Fahrenheit), Titan would be an awful place to live. Instead of water, liquid hydrocarbons in the form of methane and ethane are present on the moon's surface, and tholins probably make up its dunes. The term "tholins" was coined by Carl Sagan in 1979 to describe the complex organic molecules at the heart of prebiotic chemistry.

Titan has long been viewed as a place that might be somewhat like Earth just before biology got going.

Cassini has mapped about 20% of Titan's surface with radar. Several hundred lakes and seas have been observed, with each of several dozen estimated to contain more hydrocarbon liquid than Earth's oil and gas reserves, according to a NASA statement. The dark dunes that run along the equator contain a volume of organics several hundred times larger than Earth's coal reserves.

Proven reserves of natural gas on Earth total 130 billion tons, enough to provide 300 times the amount of energy the entire United States uses annually for residential heating, cooling and lighting, according to the release. Dozens of Titan's lakes individually have the equivalent of at least this much energy in the form of methane and ethane.

"This global estimate is based mostly on views of the lakes in the northern polar regions," Lorenz said. "We have assumed the south might be similar, but we really don't yet know how much liquid is there."

Cassini's radar has observed the south polar region only once, and only two small lakes were visible.

The findings are detailed in the Jan. 29 issue of the journal *Geophysical Research Letters*.

Scientists estimated Titan's lake depth by making some general assumptions based on lakes on Earth. They took the average area and depth of lakes on Earth, taking into account the nearby surroundings, like mountains. On Earth, the lake depth is often 10 times less than the height of nearby terrain.

"We also know that some lakes are more than 10 meters or so deep because they appear literally pitch-black to the radar. If they were shallow we'd see the bottom, and we don't," Lorenz said.

The question of how much liquid is on the surface is an important one because methane is a strong greenhouse gas on Titan as well as on Earth, but there is much more of it on Titan. If all the observed liquid on Titan is methane, it would only last a few million years, because as methane escapes into Titan's atmosphere, it breaks down and escapes into space.

If the methane were to run out, Titan could become much colder. Scientists believe that methane might be supplied to the atmosphere by venting from the interior in cryo-volcanic eruptions. If so, the amount of methane, and the temperature on Titan, may have fluctuated dramatically in Titan's past.

"We are carbon-based life, and understanding how far along the chain of complexity towards life that chemistry can go in an environment like Titan will be important in understanding the origins of life throughout the universe," Lorenz said.

Carolina Martinez 818-354-9382 Jet Propulsion Laboratory, Pasadena, Calif.

James Webb Space Telescope observes methane in exoplanet's atmosphere

<https://news.asu.edu/20231121-jwst-observes-methane-exoplanet-wasp80-b>

22 November 2023

NASA's James Webb Space Telescope (JWST) has observed the planet WASP-80 b, as it passed in front of and behind its host star, revealing spectra indicative of an atmosphere containing methane gas and water vapour.

While water vapour has been detected in over a dozen planets, until recently, **methane — a molecule abundantly found in the atmospheres of Jupiter, Saturn, Uranus and Neptune within our solar system** — has remained elusive in the atmospheres of transiting exoplanets when studied with space-based spectroscopy.

Fossil Fuels without the Fossils?

Oil and methane gas could form with no organic matter.

<https://www.scientificamerican.com/article/fossil-fuels-without-the-fossils/>

31 July 2009

A theory long on the fringes of petroleum science gained some support from new research this week, but it is probably not enough to launch the concept into the mainstream.

The idea: **What if fossil fuels were not fossil after all?** What if hydrocarbons could form from chemical reactions deep inside the Earth, rather than from the "pressure cooking" of organic matter?

"[Abiogenic] origin of oil has been proposed by many before, but there are arguments pro and contra," said Alexander Goncharov, a geophysicist at the Carnegie Institution.

Goncharov and his colleagues in Russia and Sweden have experimentally shown for the first time that ethane and heavier hydrocarbons can be produced under the pressure and temperature conditions of the upper mantle, the slightly viscous layer of the earth directly below the crust. Their research was published this week in *Nature Geoscience*.

"Our results provide a link which was previously missing or was doubtful because of a lack of in situ measurements ... for the upper mantle conditions," Goncharov said. "Thus, our work suggests there is a possibility for the [abiogenic] oil formation in the deep earth and that there is a potential to find more oil fields than expected if one assumes that oil could be formed only biogenically."

The researchers used a diamond anvil cell and a laser heat source to subject methane -- a primary component of natural gas -- to conditions that mimic the earth at 40 to 95 miles deep.

Under those conditions, the methane reacted and formed petrochemical feedstock ethane and propane and butane, which are used as fuels, as well as molecular hydrogen and graphite. When the ethane was subjected to the same conditions, it formed methane, suggesting heavier hydrocarbons could exist deep under the earth's surface. And the reversibility -- methane forming ethane, and vice versa -- implies the production of saturated hydrocarbons is thermodynamically controlled and does not necessarily require organic matter.

The idea of abiogenic hydrocarbon genesis is not new.

Dmitri Mendeleev, developer of the first periodic table, suggested in the late 19th century that hydrocarbons were generated inside the Earth from the mixing of water and iron carbide.

Later, during the height of the Cold War, an entire Russian-Ukrainian school of thought emerged proposing that the **fuels used to power homes, cars and power plants were not derived from ancient organic matter, but from chemical reactions deep inside the earth**. (This statement tests TRUE, MoC 485.) The traces of plant and animal remains found alongside hydrocarbon reservoirs in sedimentary rocks are just contamination, the Russian-Ukrainian scientists said.

Oil and natural gas could be found in any type of rock, they added, flagrantly going against one of the principle tenets of traditional petroleum science.

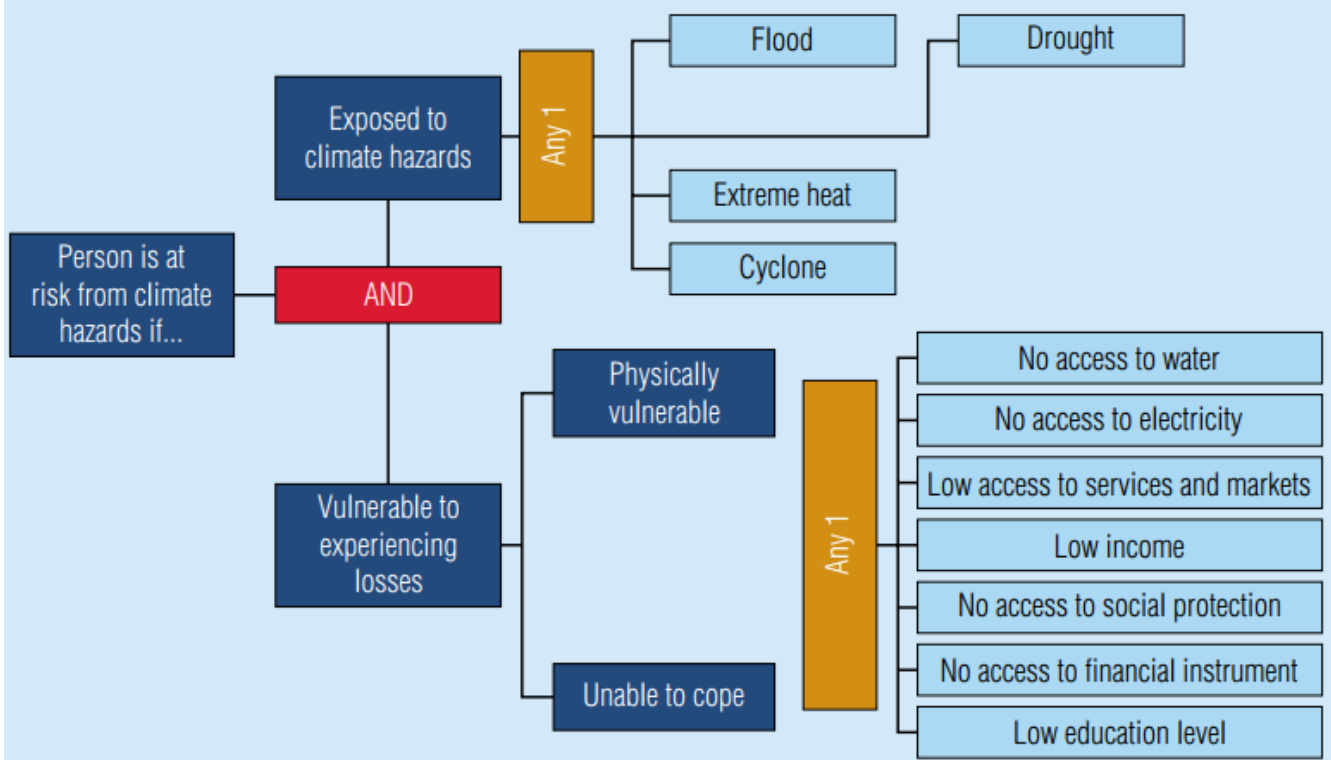
Methane is widely distributed in the **Solar System**. In general, the inner planets are **methane-poor**, being Earth a unique exception, whereas the outer planets have CH₄-rich atmospheres.

Organic fuel is a **renewable energy source derived from plant, algal, or animal biomass**. Oil and natural gases originate from chemical reactions deep within the planet.

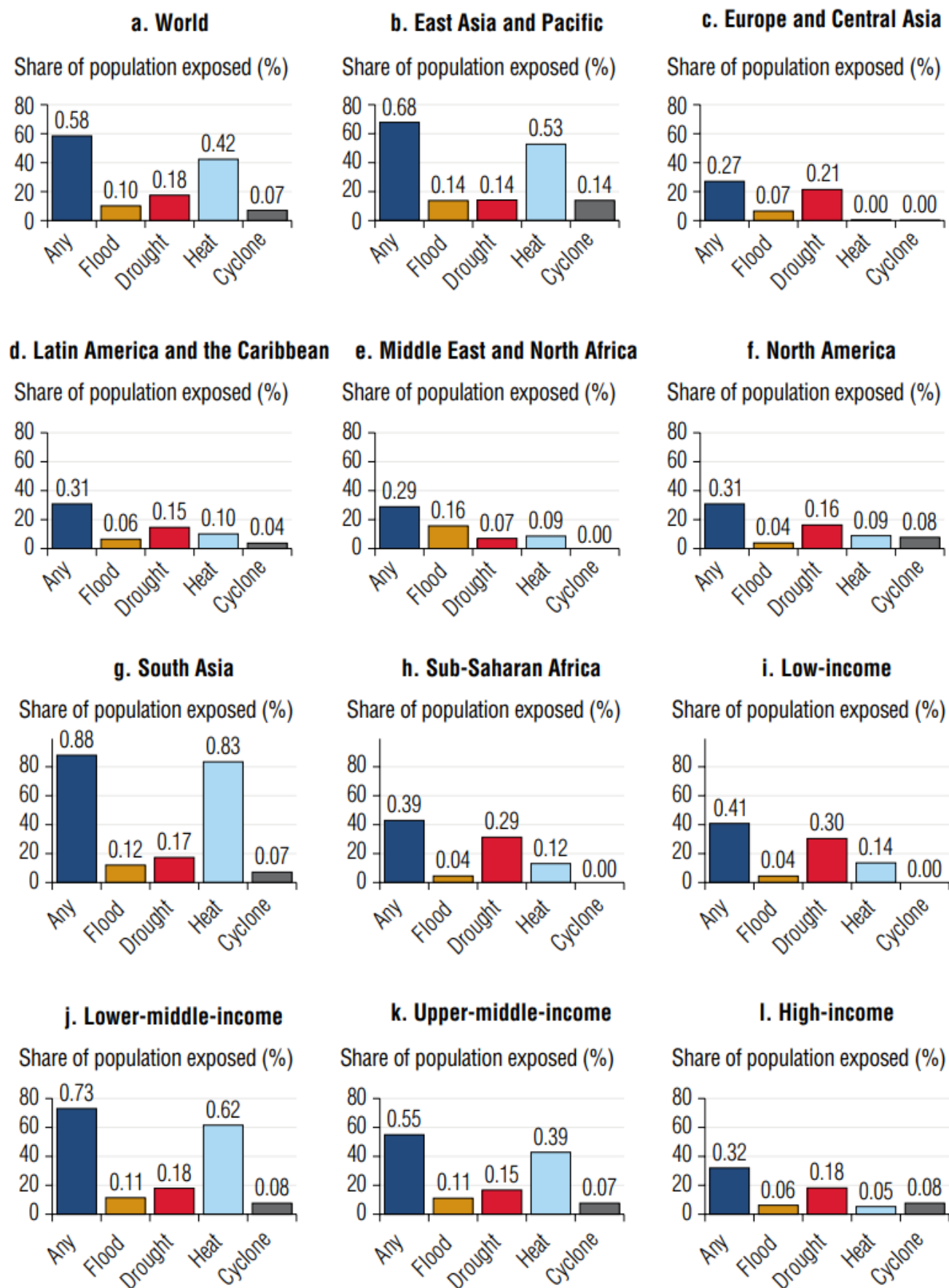
Coal is a consequence of a pole shift event. A pole shift is the confluence of the weakening of the magnetic field of the planet, the Sun super-novaring as the rotation of the planet stops, then reverses. The momentum of the oceans wash over the continent dumping the forests up against mountain ranges. The heat from the sun super nova event ignites the organic material that is now heaped up on the side of the mountain range. That backwash from the ocean movement heaps earth material over the forest debris and the slow burning buried material goes to charcoal and then coal deposits.

During a pole shift event, the earth crust movements generally bring about more oil and natural gas deposits becoming available. (These statements collectively test TRUE, MoC 495.)

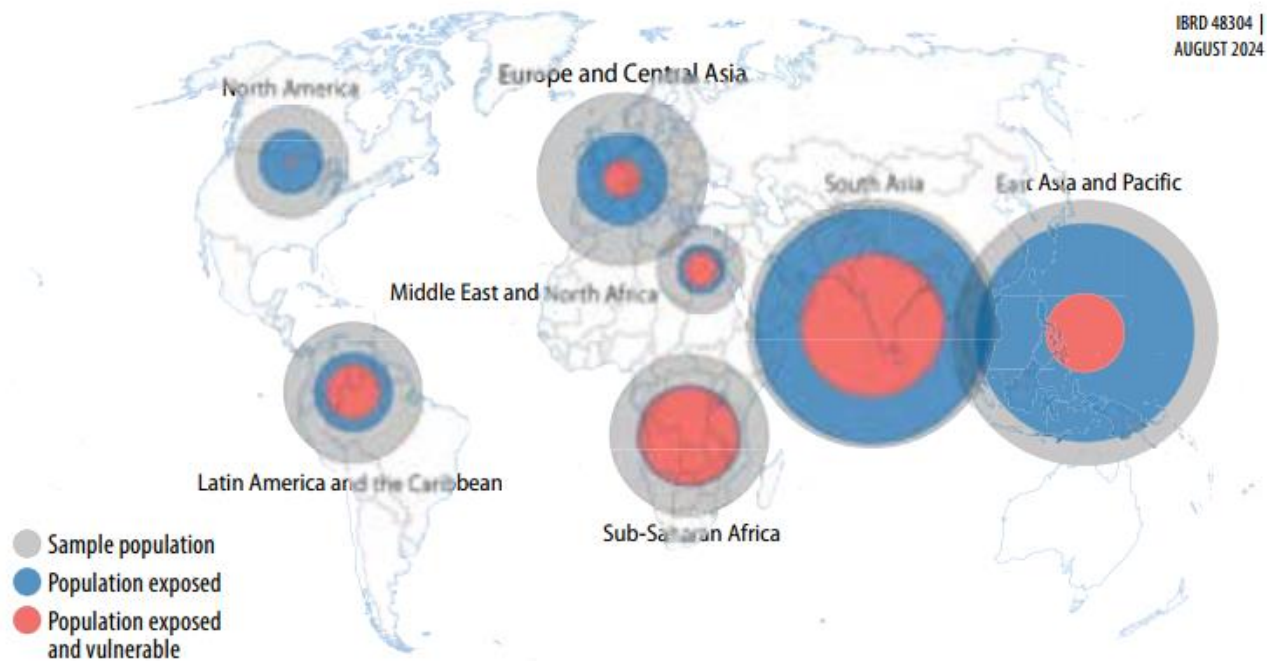
Counting people at high risk from climate-related hazards



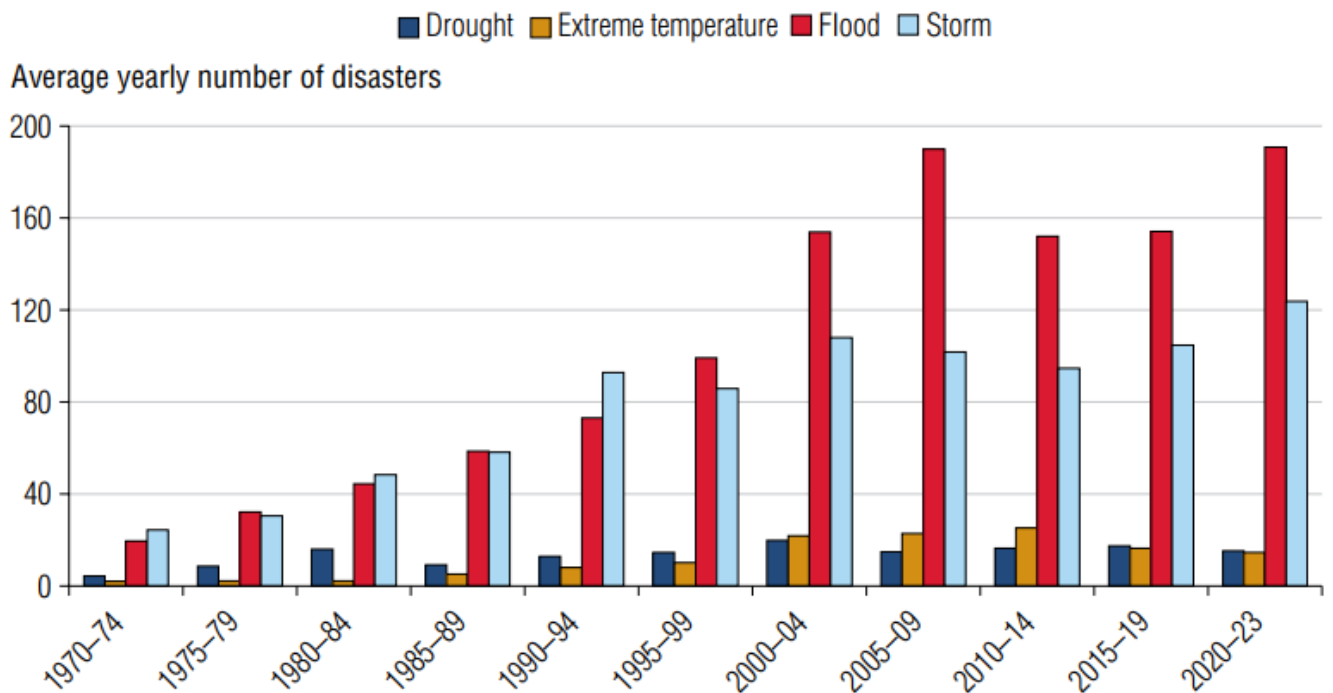
South Asia and lower-middle-income countries have the highest exposure rates to extreme weather hazards



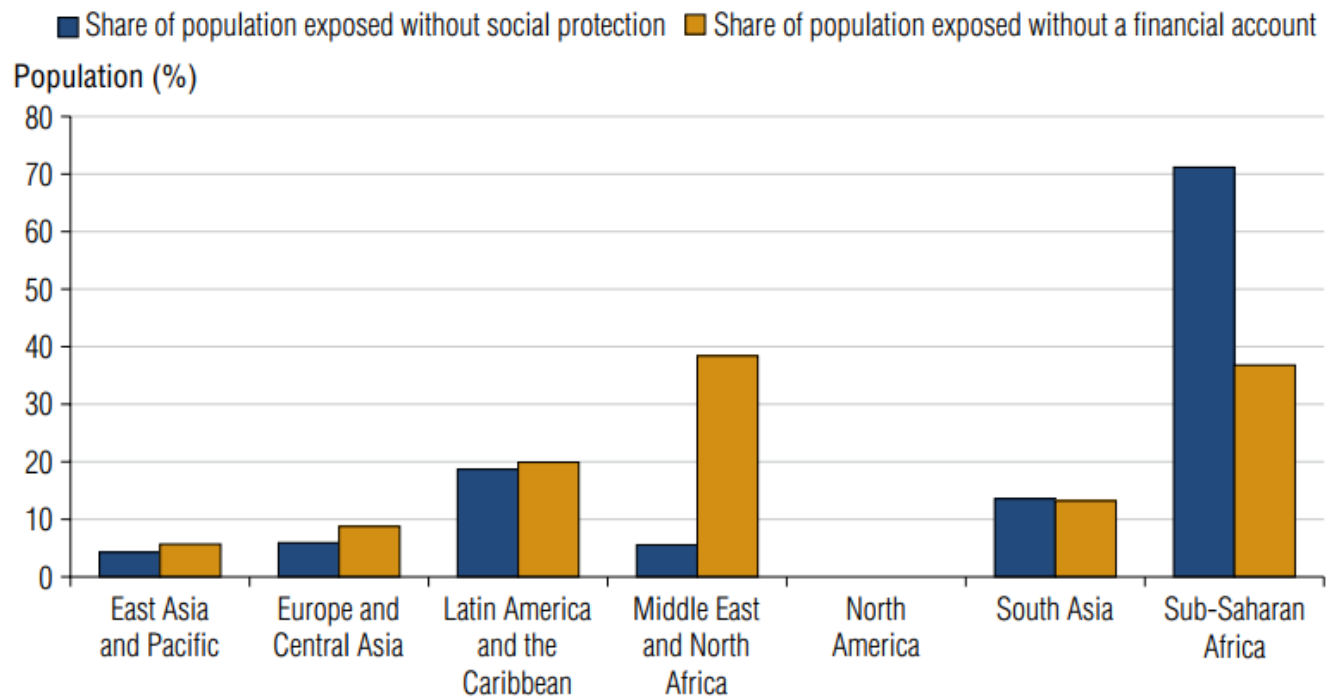
Large populations are exposed to extreme weather events in South Asia and East Asia and Pacific, and vulnerability is high in Sub-Saharan Africa



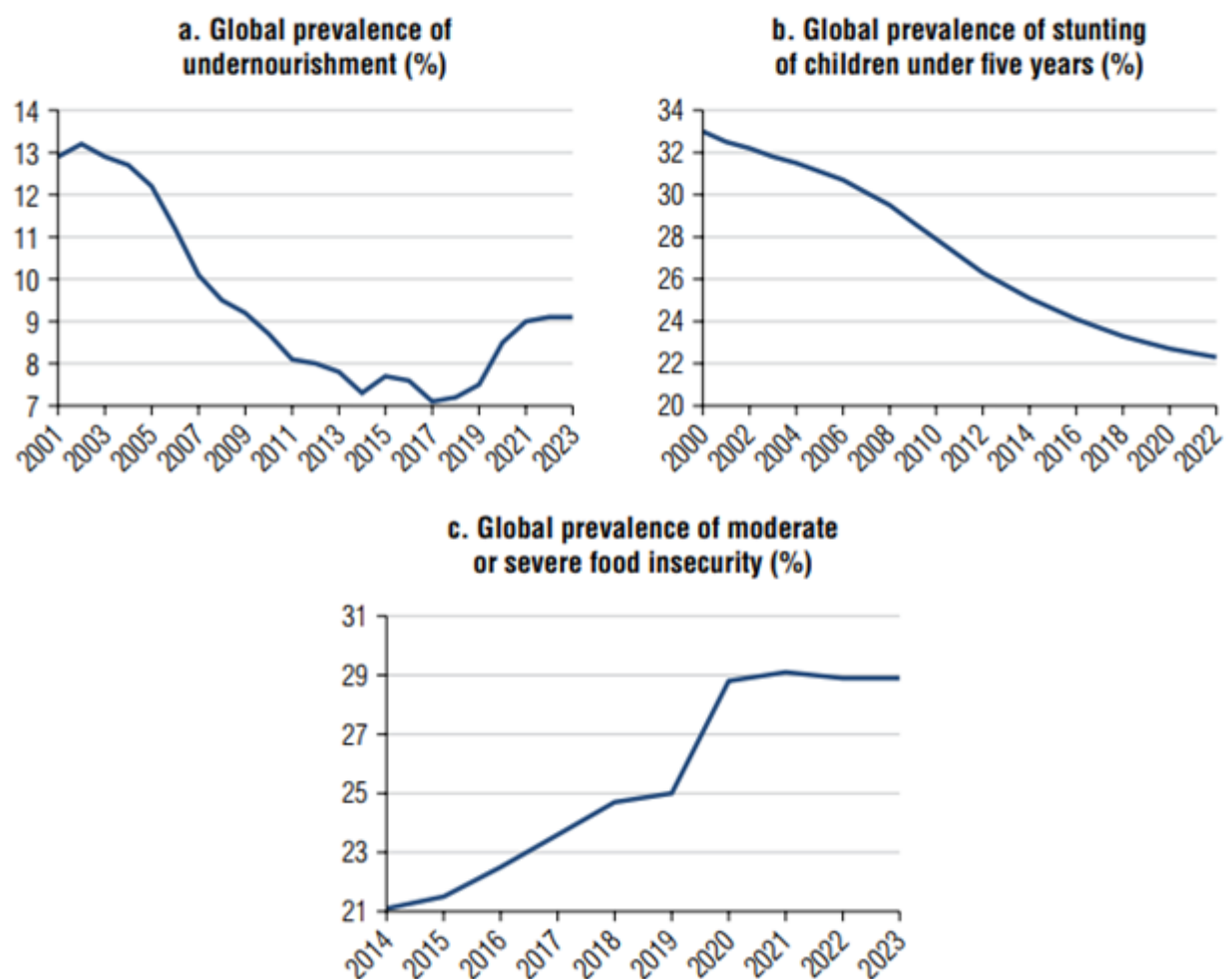
Extreme weather events are occurring more frequently since 1970



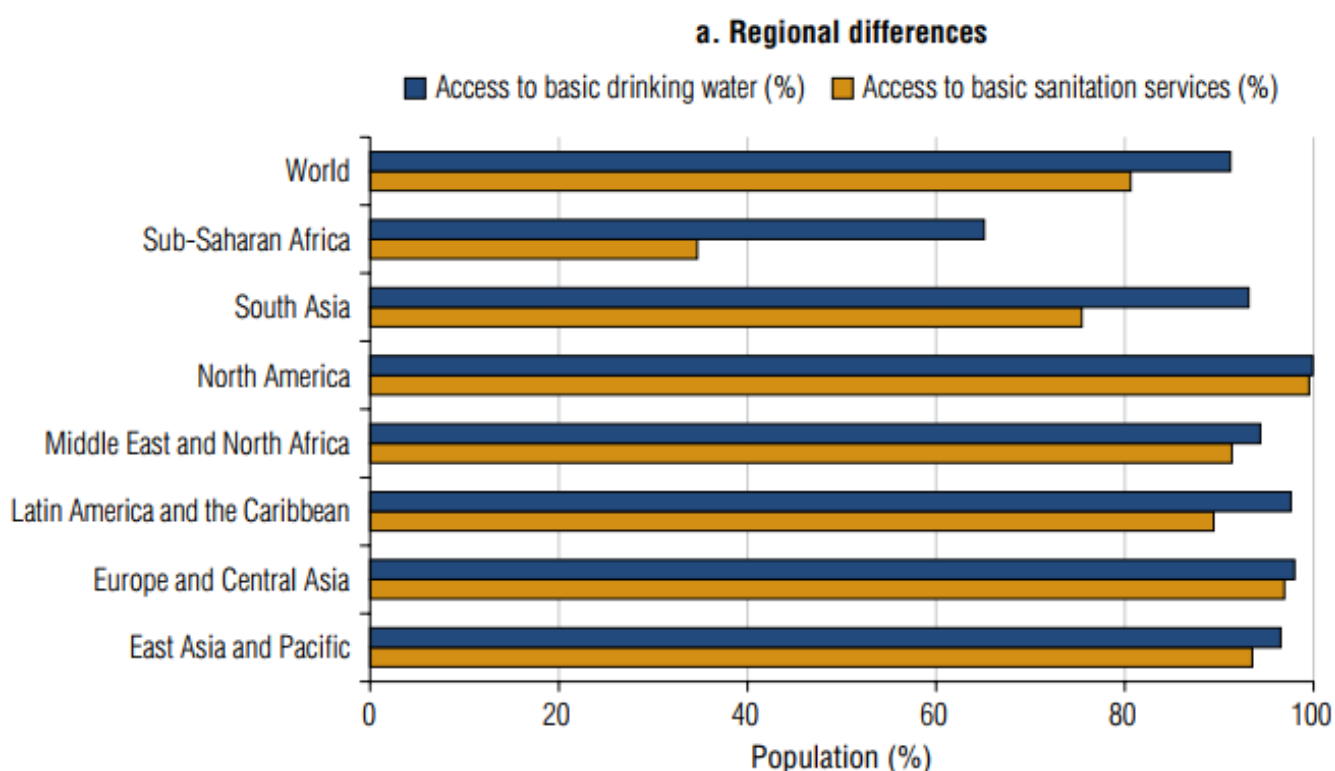
A large share of the population in Sub-Saharan Africa exposed to extreme weather events does not have access to social protection or a financial account



The evolution of World Bank Vision and Scorecard indicators for food and nutrition security



Regional and urban-rural differences in access to water



CORRELATION of Carbon Dioxide (CO²) Levels and EARTH'S Surface Temperatures:

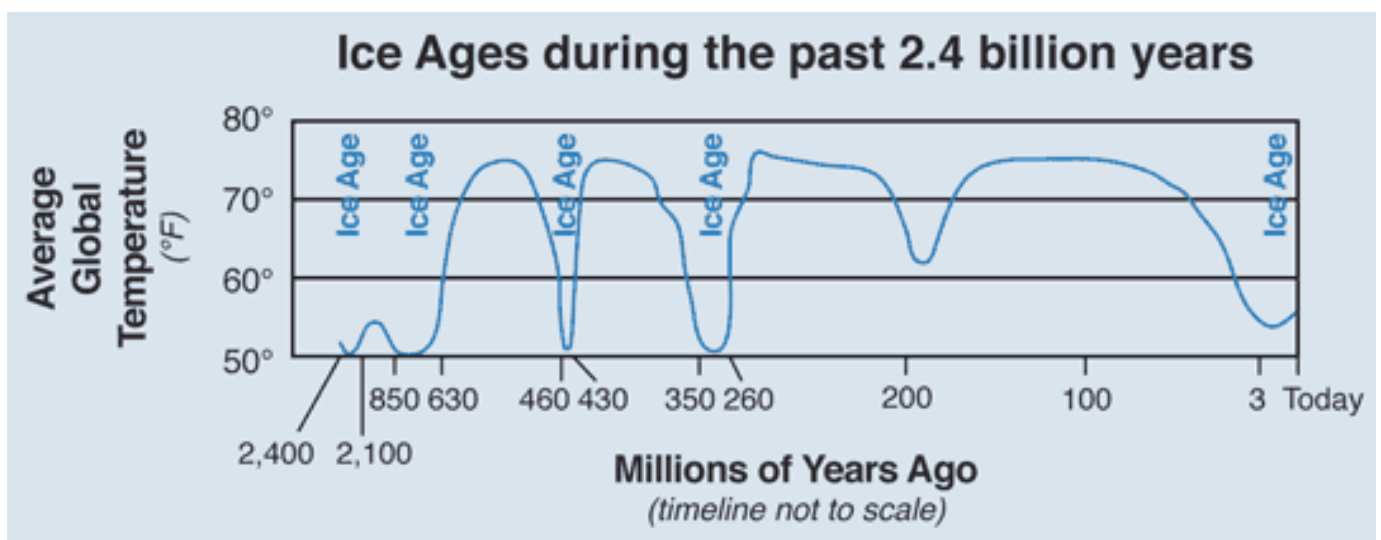
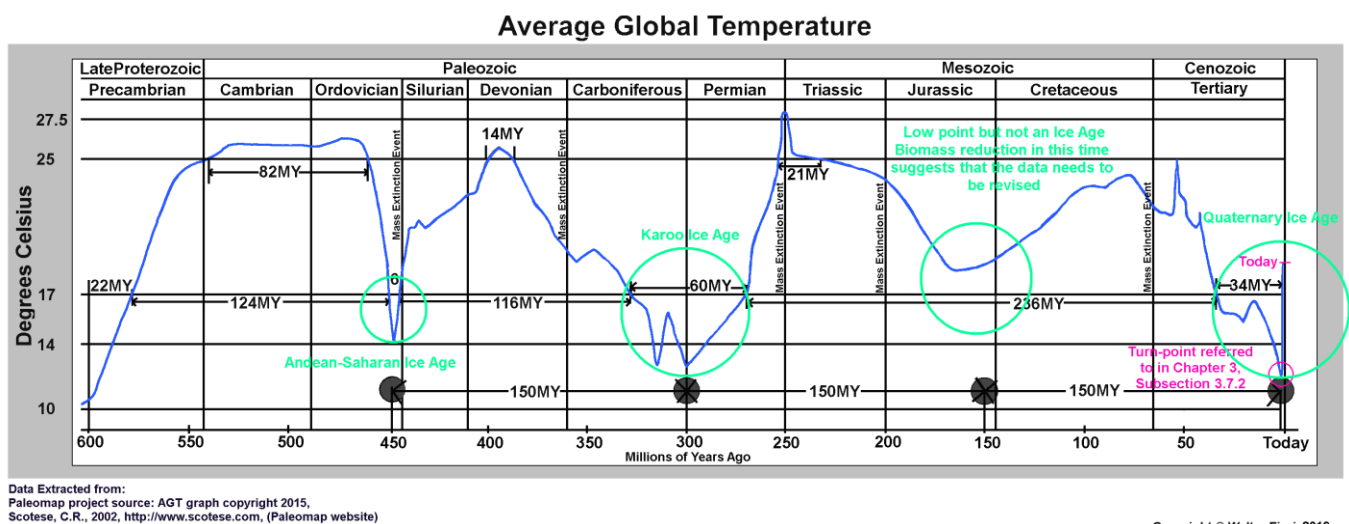
The present weather changes now are cyclical – not man-made!

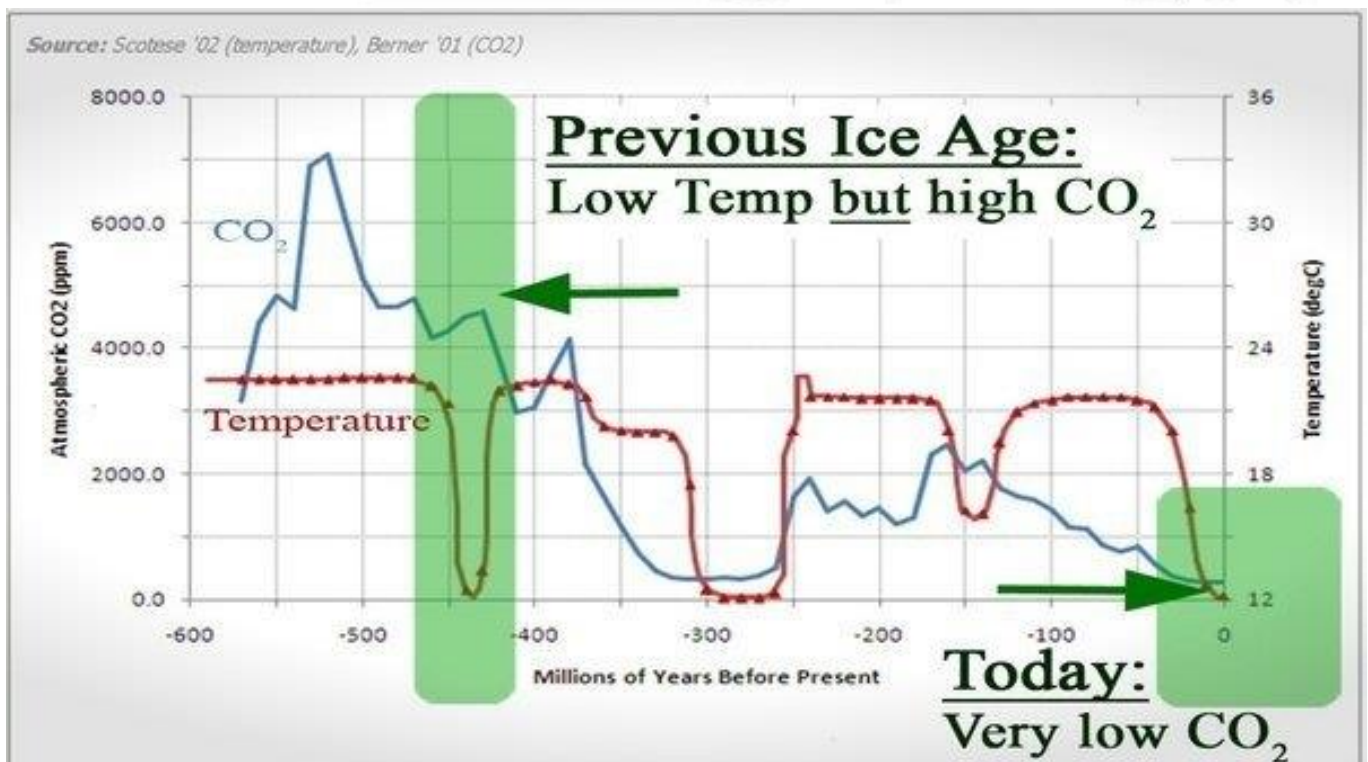
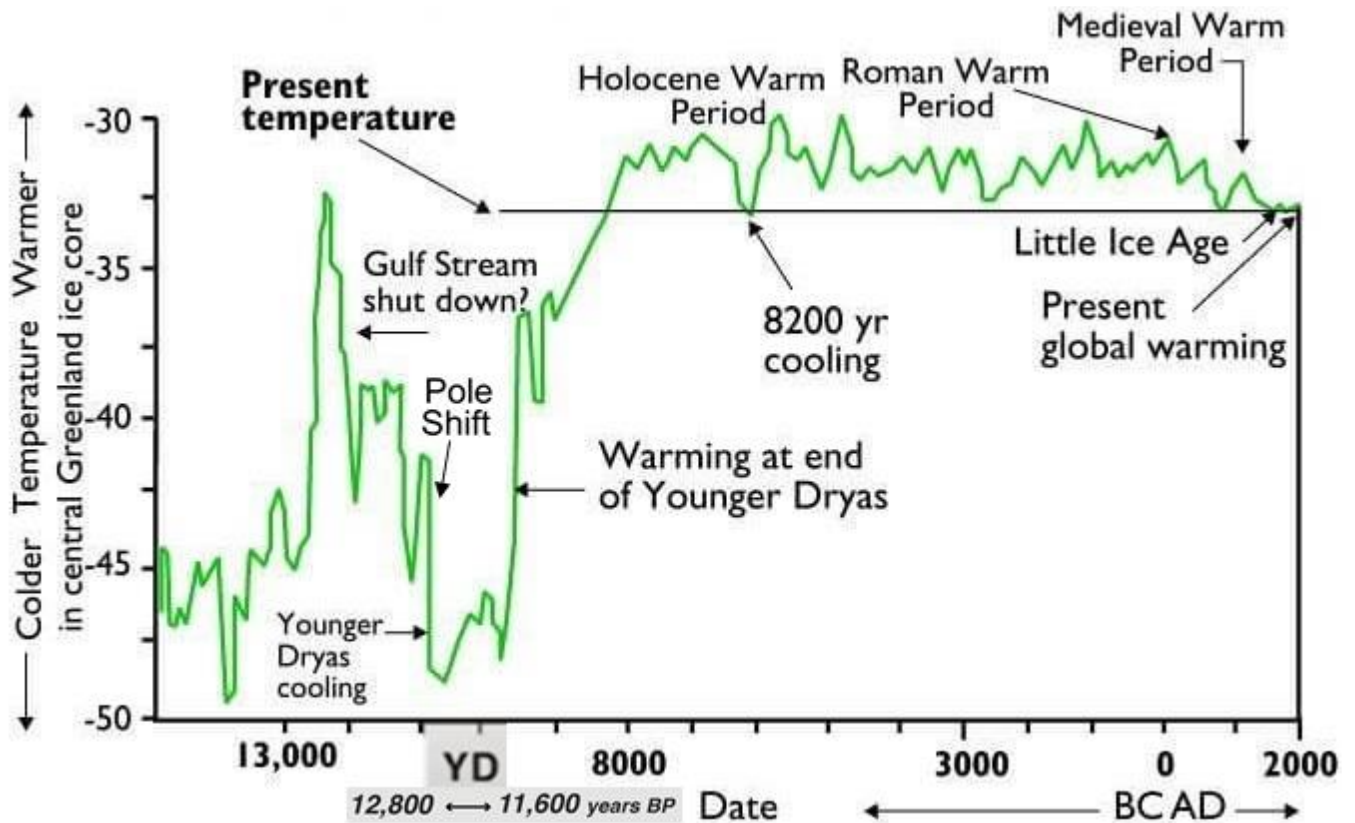
The Earth appears to have a cycle that lasts 150 million years that takes it from a cool point to a warm point and then back to a cool point. Every second of these 150 million year cycles results in a low point that initiates an ice age.

If anything, CO² follows temperature increases. Surface temperatures are the consequence of the level of energy emerging from the core of Earth which responds the energy transmitted from our Sun. The warming is coming from beneath us. CO² levels is related to the oceans generation of CO².

The extinction of the dinosaurs was the consequence of very low carbon dioxide (CO²) levels. Present CO² levels were dangerously low. However, as CO² levels have been rising since the 1950s, vegetation growth is recovering – 15% more now than in 1950s. Food production has increased by more than 30% as of a direct consequence of higher CO² levels – thus averting worldwide famine.

A graph of the average global temperature obtained from the Paleomap project website and converted into a linear form shows the cycle peaks and troughs as below:





While we have ice on the poles, we are in an 'ice age' – we are also in a desert environment due to very low CO₂ levels. Thus, we are experiencing both rising surface temperatures and carbon dioxide (CO₂) levels at the same time. Neither event is related to the other, nor significantly influenced by human activity.

Further, there is no correlation between the CO₂ levels and surface temperature of Earth, neither the warming, nor the cooling.

Monitoring the Interlinked Goals



Summary

- Data are the infrastructure for policy and should therefore be prioritised. Eradicating poverty and boosting shared prosperity on a liveable planet requires a solid foundation of evidence.
- The analysis presented in this report relies to a large extent on household survey data. While data availability has improved in many countries, less than one-half of the countries in the world had a household survey available for poverty monitoring in 2020 or later. This reflects issues of coverage and accessibility.
- The expanded vision of the World Bank, with a new measure on shared prosperity and the inclusion of a liveable planet, calls for substantial improvements to the quality of data. New indicators require good coverage of the entire global distribution of income and consumption, granular exposure to climate-related risks, and multidimensional poverty.
- In light of the data revolution, significant investments are needed to modernise surveys and accelerate the integration and standardisation of various sources of data. At the same time, efforts should focus on leveraging machine learning and artificial intelligence (AI) models to close data gaps and enable timelier monitoring.

Advancing on these global challenges requires a solid foundation of evidence

World Bank's Vision indicators

Chapter	Vision indicators
1. Poverty	Percentage of global population living in poverty (measured at two poverty lines: less than \$2.15 per day and less than \$6.85 per day)
2. Prosperity	Global average income shortfall from a prosperity standard of \$25 per day Number of economies with high inequality
3. Livable Planet	Global greenhouse gas emissions (gigatons of carbon dioxide equivalent [CO ₂ e]) Percentage of people at high risk from climate-related hazards globally Millions of hectares of key ecosystems globally Percentage of people facing food and nutrition insecurity globally Percentage of people with access to basic drinking water, sanitation services, or hygiene globally

Eradicating poverty and boosting shared prosperity on a liveable planet requires decisive actions informed by solid evidence. Decisions must be made with a clear understanding of both the trade-offs and the complementarities across objectives. Across the board, more and better data are needed to design solutions to address these complex policy goals and to monitor and manage the impacts on vulnerable populations.

This chapter summarises key points regarding data availability and measurement challenges to properly monitor the World Bank's vision. Table 4.1 presents the set of indicators selected to track this progress, encompassing three key dimensions: poverty, prosperity, and a liveable planet. The first part of the chapter focuses broadly on household surveys, stressing the value that they have for the monitoring of the Sustainable Development Goals (SDGs) and highlighting ways to modernise and enhance these surveys in light of the fast-changing ecosystem. The second part of the chapter focuses on measurement challenges related to the indicators presented in this report.

Household surveys are at the core of SDG monitoring but need to be adapted to a new data ecosystem

Household survey data continue to be at the core of the monitoring of the SDGs, as well as the World Bank's vision. Several SDGs rely heavily on survey data to monitor progress, assess needs, and evaluate the effectiveness of policies and interventions. These surveys are behind the construction of more than one-third of the 234 SDG indicators (Carletto et al. 2022).

For this report, household income and expenditure survey data are needed to track poverty, multidimensional poverty, shared prosperity, and high inequality and are also the basis for quantifying the share of people at risk to extreme weather events. In addition, these data are foundational for modeling and projecting the potential impacts of climate change on welfare and for understanding trade-offs and short-term costs related to climate policies for people.

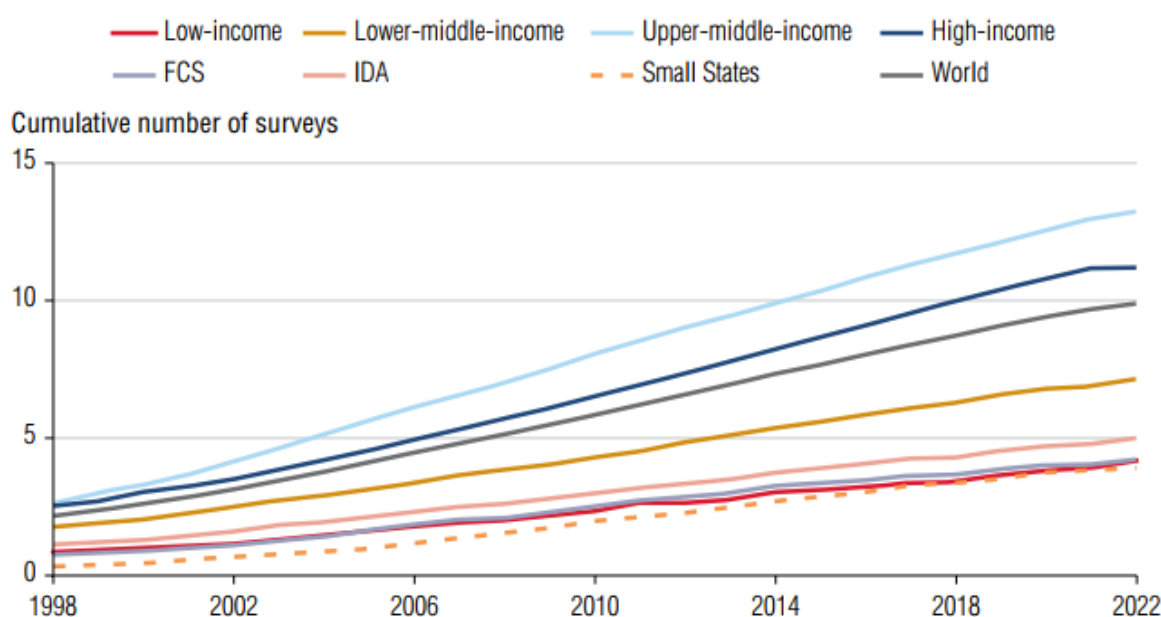
Despite progress in the availability of household survey data, challenges remain, particularly for the poorest countries

Although significant strides have been made in improving the availability and quality of household surveys over the past decade, challenges remain. They include persistent issues with availability, coverage, accuracy, timeliness, affordability, policy relevance, and usability, particularly in low-income countries that would gain the most from enhanced survey data (Carletto et al. 2022).

One clear example relevant to this report is household income and expenditure surveys. Overall, there has been substantial progress in the availability of household survey data containing information on income, consumption, or both that allows tracking of SDG 1 (no poverty) and SDG 10 (reduced inequalities). Globally, between 1998 and 2022, the average number of available survey data sets per country increased from 2.1 to 9.9, almost a fivefold increase (figure 4.1). Upper-middle- and high-income countries drove this progress. However, more survey data have also become available for lower-income countries, with improvements in data quality, frequency, and processing time.

This progress is manifested in the reduction in the time lag in survey-based global poverty figures (SDG 1). For example, this report has only a two-year lag in reporting baseline global estimates, compared with three years for previous editions. Despite the COVID-19 (Coronavirus) pandemic, there has been sufficient survey data coverage for the world for this report to present baseline poverty data and shared prosperity data through 2022.

The number of household budget surveys has increased in all regions, 1998–2022



Source: World Bank, Poverty and Inequality Platform (version September 2024), <https://pip.worldbank.org>.

Note: FCS = fragile and conflict-affected situations; IDA = International Development Association. The classification of countries by FCS, by inclusion in the World Bank's IDA, and by income status is based on the data for 2022. IDA countries are those eligible for grants and concessionary loans from the IDA, which provides support to the poorest countries in the world (consisting of low-income countries and some countries in other income groups).

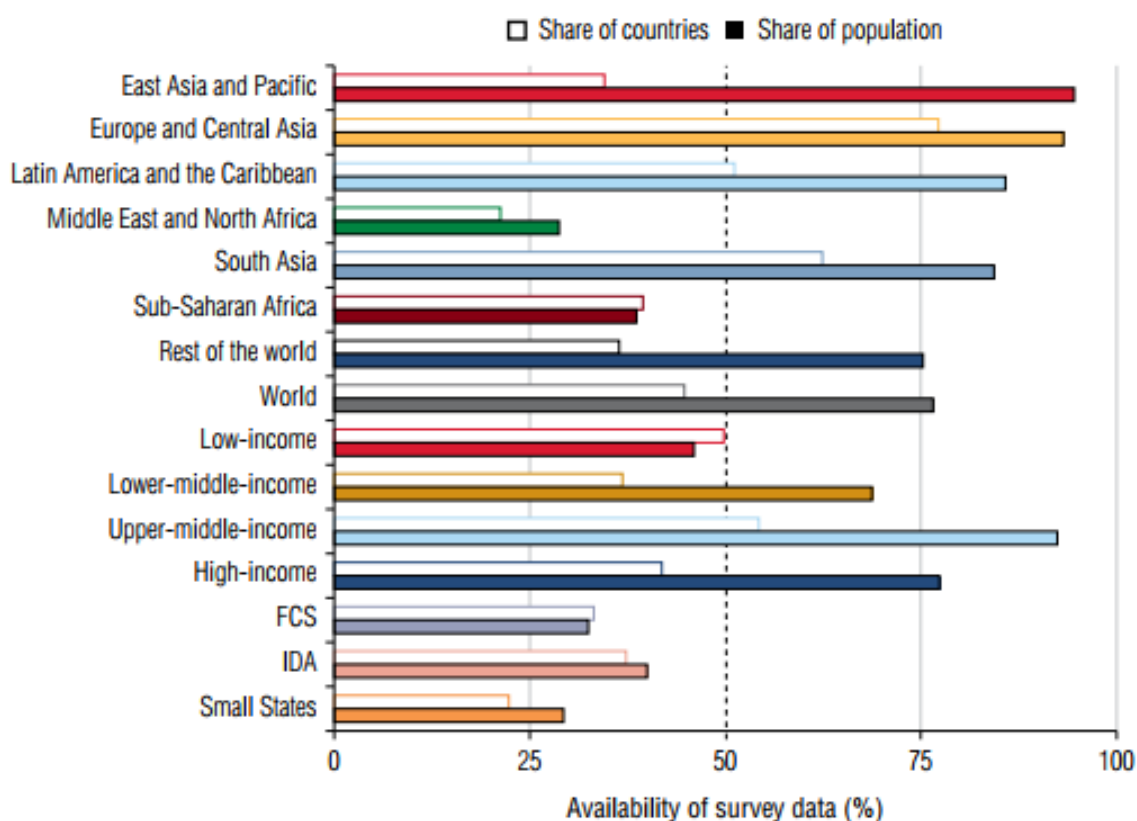
Despite progress, fewer than one-half of the countries around the world had a survey available for 2020 or later for global SDG 1 monitoring (figure 4.2). This limited availability of data reflects issues of limited or infrequent data collection, the lack of statistical capacity, fragility, or reluctance and delay in sharing data because such data are politically sensitive. Less than one-half of low-income or fragile countries and Small States have a survey since 2020 available. These countries have consistently had the least amount of survey data since 1998, and the pace of progress is slow compared with that of richer countries. For this report, two key regions (Sub-Saharan Africa and the Middle East and North Africa) do not have sufficient data coverage for global poverty monitoring and therefore rely on nowcasts based largely on data from before the COVID-19 pandemic. For the most populated countries (for example, the Arab Republic of Egypt, Ethiopia, Mozambique, and Nigeria), survey microdata are available but have not been released in time for this report. The limited number of recent survey data has important implications for the reliability of global poverty estimates, especially for these data-deprived regions and country groups.

Surveys need to be modernized and adapted to a new data ecosystem

The data ecosystem has dramatically changed, and household surveys need to be adapted. Urbanisation and higher income levels tend to make data collection harder and reduce response rates (Carletto et al. 2022).

The COVID-19 pandemic also disrupted statistical systems. Between 2020 and 2022, data openness improved only marginally and data availability did not grow for the first time in six years (Open Data Watch 2023). These developments reflect the impact of the pandemic disruptions, particularly in countries without experience in remote data collection, signaling a strong need for increased investment to build resilient data systems. Moreover, the world is undergoing a data revolution with an increasing number of data sources, big data, and more powerful modelling, as well as new technologies to engage users and producers of data. Keeping current with these trends requires thinking about how surveys can be modernised to respond to challenges and leverage new opportunities.

Less than one-half of the countries in the world have data available for global monitoring of poverty in 2020 or later



Source: World Bank, Poverty and Inequality Platform (version September 2024), <https://pip.worldbank.org>.

Note: FCS = fragile and conflict-affected situations; IDA = International Development Association. The figure shows the share of countries and share of population that is covered by a survey for 2020 or later. The classification of countries by FCS, by inclusion in the World Bank's IDA, and by income status is based on the data for 2022. IDA countries are those eligible for grants and concessional loans from the IDA, which provides support to the poorest countries in the world (consisting of low-income countries and some countries in other income groups).

At the technical level, an assessment done by the World Bank's Living Standards Measurement Study and the United Nations Statistics Division, under the guidance of the Inter-Secretariat Working Group on Household Surveys, identified eight key technical priorities for household surveys in the coming decade. These priorities were selected on the basis of three main criteria:

- (a) areas that have demonstrated success or hold significant potential for medium-term impact,
- (b) areas that strengthen the data foundation while advancing research and development, and
- (c) areas most likely to benefit low- and middle- income countries, where improvements are most urgently needed.

The priorities are as follows:

- (a) enhancing the interoperability and integration of household surveys;
- (b) designing and implementing more inclusive, respondent-focused surveys;
- (c) improving sampling efficiency and coverage;
- (d) expanding the use of objective measurement technologies;
- (e) building capacity for computer-assisted personal interviewing, phone, web, and mixed-mode surveys;
- (f) systematising the collection, storage, and use of paradata and metadata;
- (g) incorporating machine learning and AI for data quality control and analysis; and
- (h) improving data access, discoverability, and dissemination (Carletto et al. 2022).

While increased funding for data is essential, surveys must also become more efficient and nimbler, with a strong emphasis on data integration

Collecting traditional survey data can be very expensive, which is one reason why these surveys are usually undersupplied (Chin 2021). With constrained budgets, it is hard to prioritise data investments vis-à-vis other development needs. Lower-income countries experience a funding gap, which is partially filled by multilateral and bilateral donors. In 2021, the annual funding required by countries eligible for International Development Association (IDA) or International Bank for Reconstruction and Development financing to produce core statistics was estimated at US\$6.2 billion, with US\$1.4 billion sourced externally.

The Atkinson Commission report on global poverty recommends greater financial investments in data and data systems, as well as international coordination and accountability for data (World Bank 2017).

However, as budgets are always tight, investing in making data collection more efficient and nimbler is also key. With the ongoing data revolution, enhancing the interoperability and integration of household surveys with censuses, geospatial data, administrative records, and nontraditional sources, such as satellite data and call-detail records, can increase the cost-effectiveness and relevance of survey data. This interoperability can improve accuracy and granularity in both spatial and temporal resolution, but it is possible only through data integration. One successful application is the linkage of survey data and census data with geospatial data for poverty mapping (Corral et al. 2022; Corral, Henderson, and Segovia 2023; Elbers, Lanjouw, and Lanjouw 2003; Hentschel et al. 2000).

For example, georeferencing is key for integrating data with spatial features and enhancing the granularity of information. Georeferenced survey data can help validate and calibrate machine learning models that combine these data with satellite imagery and geospatial data to derive estimates of poverty, asset wealth, and agricultural outcomes at high spatial resolution. This integration allows for more detailed analyses, which are crucial for policy making and resource allocation. Georeferencing is crucial for measuring vulnerability to climate hazards where hazard information needs to be linked with household surveys to identify populations at risk. This is discussed in more detail below.

Another important step for improving data integration is to standardise key variables across core surveys, which enhances the ability to bridge information between various surveys effectively. For example, one of the challenges of the World Bank's current Multidimensional Poverty Measure (MPM) is precisely the difficulty in combining poverty data with nonmonetary dimensions of well-being, such as basic services, collected in other surveys.

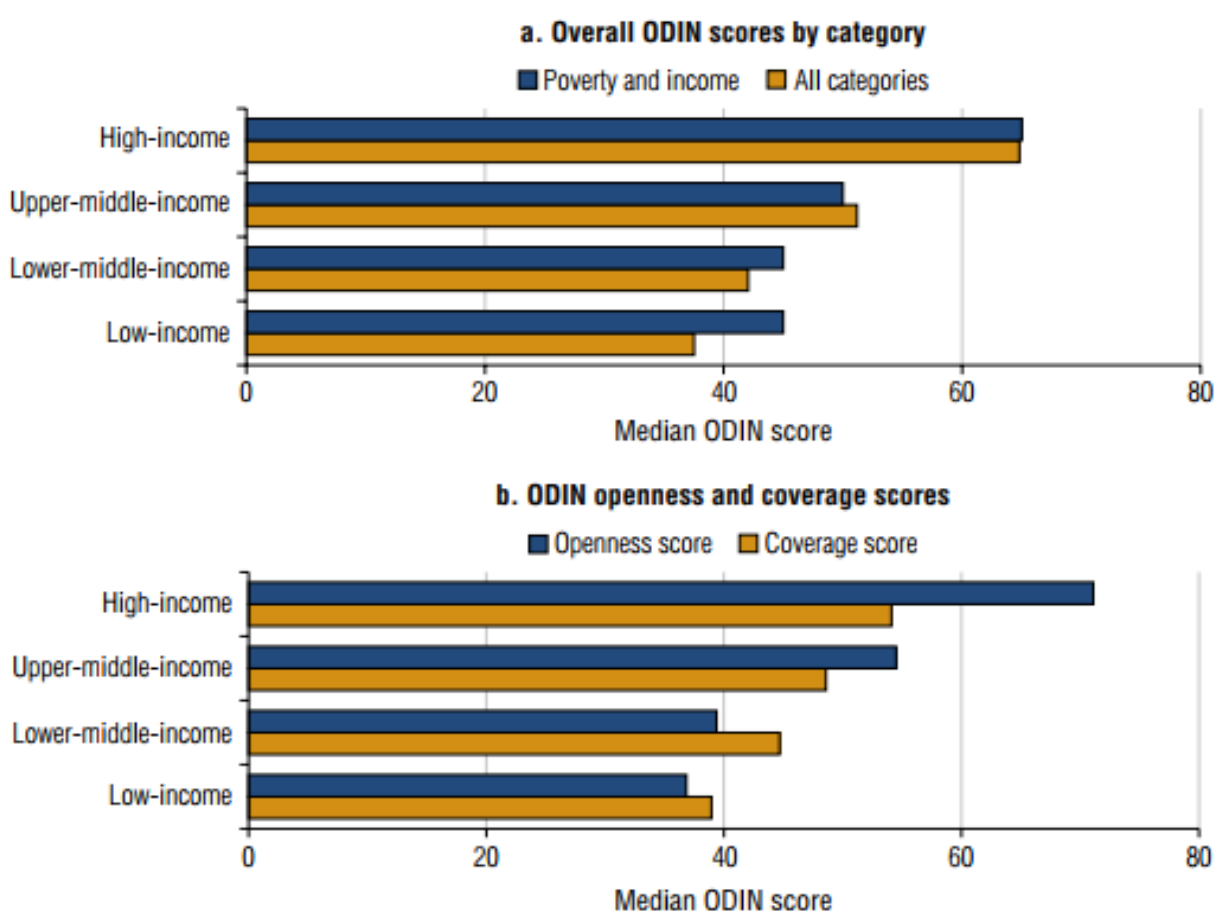
As a result of these difficulties, the global population covered by the MPM lags behind the monetary poverty measures (see chapter 1). Similarly, the liveable planet indicator (in table 4.1) of the percentage of people with access to basic drinking water, sanitation services, or hygiene globally is not comparable with the indicator of water and sanitation in the MPM because of differences in definitions of these variables across surveys. By standardising key variables, such as demographic information (for example, age, gender, and income), geographic location, and basic services indicators, it becomes easier to link and compare data from various surveys. This enables more comprehensive analyses and facilitates the combination of data sets to generate richer, more detailed insights.

Furthermore, including common variables facilitates the use of advanced analytical techniques, such as machine learning and AI, to identify patterns and correlations across larger, more diverse data sets. This can lead to more accurate predictive models and better-informed decision-making.

Beyond funding and technical improvements, the challenge in many settings is to make data available more broadly and in a timely manner

Development data that have been collected are not always shared or made available to others in a timely fashion and at low cost. The Open Data Inventory (ODIN) provides a way for monitoring global progress on the availability and accessibility of official statistics. The ODIN overall score on the state of official statistics for 2022 was lowest for low-income countries, with significant gaps between upper-middle- and high-income countries (figure 4.3, panel a). The differences are smaller for poverty and income data, marking progress made in data collection in these areas. Data openness is a pressing concern for low-income and lower-middle-income countries (figure 4.3, panel b). The gap relative to upper-middle- and high-income countries in data openness is significantly larger than for data coverage, indicating that in several countries data exist but are not accessible. In the Middle East and North Africa, openness looks worse than suggested by the ODIN scores when assessed by microdata access (Ekhtor-Mobayode and Hoogeveen 2022).

Data accessibility scores for countries by income categories



Source: Open Data Watch 2023.

Note: ODIN = Open Data Inventory. Panel a shows the median ODIN overall scores for all categories and the poverty and income categories. Panel b shows the median ODIN openness and coverage scores for all categories. ODIN score goes from 0 to 100. Fixed income group classifications from 2022 are used.

Improving access requires actions on several fronts. More effective data governance is key to creating an environment where data can be produced, made available for use, and shared safely, while ensuring that the benefits of data are shared equitably (World Bank 2021). Within the wide range of competing policy interests, strengthening the independence and technical capacity of national statistical systems should be prioritised more than ever before.

Household surveys should also leverage modelling to fill information gaps and support more timely monitoring

Welfare monitoring provides a clear illustration of the need for more data. Because official measures of poverty are derived from household surveys that are costly and time-intensive, the information is not produced frequently enough to meet the needs of many policy makers, especially in low-income and FCS settings. Modelling approaches, including recent AI and machine learning models, could help overcome this limited availability of survey data to provide more timely information. This could be done by integrating additional big data sources, such as geospatial data or call detail record data, to estimate and predict poverty more frequently. In essence, these types of models explore patterns between poverty estimates from survey data and covariates from non-survey data (such as satellite imagery) to predict poverty rates in non-survey years. Note that the accuracy of such models hinges on the availability and quality of recent survey data. These approaches cannot substitute for investment in traditional surveys (such as household budget surveys or censuses).

When no recent survey data are available, using these models is not feasible or will produce low-quality estimates.

At the same time, evidence suggests that predicting welfare changes over time using these models is still difficult, especially on a global scale, and therefore more research is needed. For instance, Marty and Duhaut (2024) compared various models and data sources to predict poverty and found that models explain only 4% to 6% of the variation in asset wealth over time (26% being the maximum in one country). So far, predicting non-monetary welfare indicators such as food security over time has been found to be more feasible than predicting monetary or asset-based welfare indicators (see, for example, Andree et al. [2020] and Tang, Liu, and Matteson [2022]). Mahler, Castañeda Aguilar, and Newhouse (2022) found that on the country level, using data from national accounts to nowcast poverty outperforms more complex models using a variety of geospatial variables. More research on how to enhance the accuracy of machine learning models in estimating changes in monetary poverty and other welfare metrics using big data sources is needed.

Household surveys need to be improved to support the growth of more advanced analytics for monitoring. This would require investments in comprehensive metadata documentation and the adoption of standardised, interoperable data practices. Detailed descriptions for all variables, along with clear documentation of data collection methodologies, are essential for ensuring that AI algorithms understand the context and nature of the data.

Provenance information, including data sources and processing history, helps maintain reliability and allows for replicable studies. Standardised data formats and metadata, as well as application programming interfaces (APIs) for seamless data access, enhance interoperability with various AI tools and platforms. Using ontologies and taxonomies to classify and relate data elements further aids AI systems in interpreting and analysing the data.

Hidden Controllers

At the centre of the worldwide commercial system are covert manipulative hidden controllers, or so they want to believe. Their spheres of influence and deception invade every household worldwide and they believe they are above the law in many ways. However ...

HIDDEN CONTROLLERS want the SOLID INVESTMENT FUNDS Tuesday, 14 March 2017
Okay Zelmar, please go ahead.

Zelmar, a Melchizedek: All right James, first I'll tell you what I want to say, then I'll hand you over to another spirit who will answer the new list of questions from John.

James: Okay, speaking with spirits answering such a list of questions that I have no feel for, is new for me. At first I didn't want to do it, however after speaking with Marion about it – oh well, why not, so I thought I'd give it a go. So I'm looking forward to seeing what comes. So please Zelmar...

Zelmar: As you are aware, I've been impressing certain feelings and thoughts upon your mind because of your interaction with John and now Crystal, about what's going on over here in spirit. And so I want to expand a little more on that. I understand Marion wants you to do things for her soon, so this will be an introduction, then later we'll talk more as it's quite involved; and after you've done what Marion wants, I'll hand you over to the spirit who'll answer the other questions.

What I want to talk to you about is the 'war' going on in spirit, concerning all the Mansion Worlds, but really is between the Celestial spirits and the mind spirits, with the Divine Love Mansion World spirits more focused on doing their Healing than participating in these 'troubles'.

As I said the other day, up until now we've basically had our hands tied in what we can do with people on Earth and in the mind Mansion Worlds, however all that is currently changing, and part of that change is now going to be lived out, if I can put it like that, through Crystal and her dealings with these people who want to stop her from having the money.

Those behind the scenes want it all for themselves, they want full control of humanity, this all coming from various semi-united groups in the mind Mansion Worlds. The controlling people on Earth, have unbeknownst to them, very little say in their own affairs, for they are all very heavily controlled subtly and in some cases not so, by these overriding spirits. And there are vast numbers of these mind spirits exerting their negative influence over various sectors and segments of humanity, all from the lowest to the highest levels. And as you might imagine, a lot of these mind spirit controlling groups are in conflict with each other, partly by design from yet higher spirits, and partly because they can't organise themselves well enough to be united, with there being too many conflicting thoughts and beliefs and desires as to how humanity should be. And now, **without the highest overriding and most powerful influence of the Caligastias and Daligastias** (rebellious Lanonandek spirit soul partner pairs – Caligastias being Earth's planetary prince and Daligastias being their deputies – they were imprisoned in 1993), their control having been removed, so they are even in more disarray and yet also beginning to lash out, realising there is a power vacuum that needs to be filled, and if they can be in there first, then they will get the control they seek.

And as to why these spirits want such control over Earth, it is simply because having control is all they've known, they had it when on Earth and still want it, with them seeing in their spirit lives that they are in a

far better position to have such control now they are dead, than when they were alive.

Anyway, as you know most of this, so what I'm leading to, is that we, via the Celestial mortal spirits, are slowly taking back the rightful control that is ours, and that is putting even more pressure on these mind spirits, which is going to cause all the weird goings-on on Earth, leading to war and other problems.

And it's all come down to, believe it or not, Crystal, who is something like a modern day David, standing up to Goliath. She is going to be the arrow that pierces the heart of the beast, and it's all going to start very soon. And all she has to do is keep going as she has been, she will be led and guided by these higher good spirits thoughts and feelings and everyone else who is on her side, and the way will open for her to move into becoming in the power position rather than always feeling the outsider and powerless one.

Certain pressures are going to be brought to bear on the 'baddies'. They will not feel as comfortable as they have done. They are already beginning to feel their power is slipping away, and it's only just starting for them and it will get much stronger, until it's fully taken from them, all by their own doing, all of which Crystal will see, as things begin to unfold from this point on.



Crystal is going to be empowered by the light of the overseeing spirits and angels that guide her, and that light is literally going to pierce the heart of the beast, and although she won't know about any of this, on our level it's fascinating how it's all coming down to this point. And she is going to puncture the balloon, even slay the beast, and all is going to come tumbling down around her. But it won't affect her, she will get what she wants and more, but it's going to have ramifications all still behind the scenes, which will mean the writing is on the wall for the power-players. This all playing out over the next couple of years.

And I won't talk anymore about it now. That is my introduction, and later I want to tell you how you're influencing it and how you will continue to do so with all the Healing you and Marion are doing, so we'll talk again soon.


EARTH'S physical Hidden Controllers

These pillars of society, and yes they typically are, knights, barons, eminent people, pontificate on the virtues of their endeavours while devouring huge communities.

Two opposing family groups exist within this powerful network. One group's attitude is to take care of the family and their workers, and associates, benefit everyone, privilege has responsibility. The other group's attitude is privilege begets privilege, no such responsibility to community and family. The predominance of manipulation for greed prevails.

The structure is that of a top tier consisting of little more than a dozen families with a single figurehead or chairman, being for the long term. The middle tier (medium term) mainly European and consisting of more than two dozen families. Then the lower tier (short term) of maybe more than one hundred and twenty families from North America and Europe and publicly known as the Bilderberg Club. <http://www.bilderbergmeetings.org/index.php>





Now, let us consider that you are a member of the family in the inner circle of the leadership of this control and you wanted to exercise covert control anywhere in the world.

Firstly, you have five legal passports, all with common names, John Smith, etc., and you use your given name in the country you reside, another in Europe, another in USA, another in China and another for the rest of world. You then map out what you want done – breaking the assignment into twelve elements – and then you give these instructions to a law firm – referred to as the ‘concierge’! Now you have lawyer / client confidentiality. Then the network of global secret societies are engaged. You see, your family may be centred in London and the world’s oldest secret society has its headquarters there also. If they don’t function in the country for the assignment then affiliations can be engaged.

For each element to be executed, twelve individuals are appointed for each of the twelve elements, each such assignee probably has a life threatening illness and / or is very old. Dead men don’t speak! No one is told the full story. Most of these assignees have been compromised and are submissive to directions. Nevertheless, the ‘fees’ are disbursed from tax haven countries. It is not uncommon for a ‘fee’ of US\$10 million be put on the table – that usually piques the assignee’s compliance.

Should the subterfuge be investigated, the trail back to the initiator is quickly lost – unless you can recognise the pattern as the pattern has been the same for decades and decades. You can see from the

above diagram that it is almost inconceivable to trace back through the web of intrigue with multiple law firms imposing client privilege and then who did really give the instructions in the first place?

MISERY IMPOSED upon OTHERS = MISERY to be ENDURED:

The pain we cause another is the equivalent amount of pain that we will subsequently endure. When we control events and actions that are bringing about misery to others, even though we do not know who these may be, their misery will be

played out to us in the clarity of the most vivid detail and reality that is beyond our present comprehension.

Every iota of pain and misery that we cause to another, and that includes direct and indirect and consequential, this we will endure to the absolute last penny.



Those who assist and aid in such endeavours of control and harm will equally be engaged in this Law of Compensation. There is no avoidance, no way of limiting what awaits for such unloving and self-centred actions by anyone. Not a single dot of compensation can be avoided.

The two Earth Planes of Disharmony are regions of isolation, desolation and compensation for those who embraced control of others.



FOR 200,000 years ALL SCRIPTURES and Earth based INSTITUTIONALISED SYSTEMS are the WORK of the REBELLIOUS LANONANDEKS:

The rebellious Lanonandeks from within our local universe are these soulmate pairs:

THE EVIL ONES



Lucifer pair
Arrested and imprisoned 26 CE



Satan pair



Caligastia pair

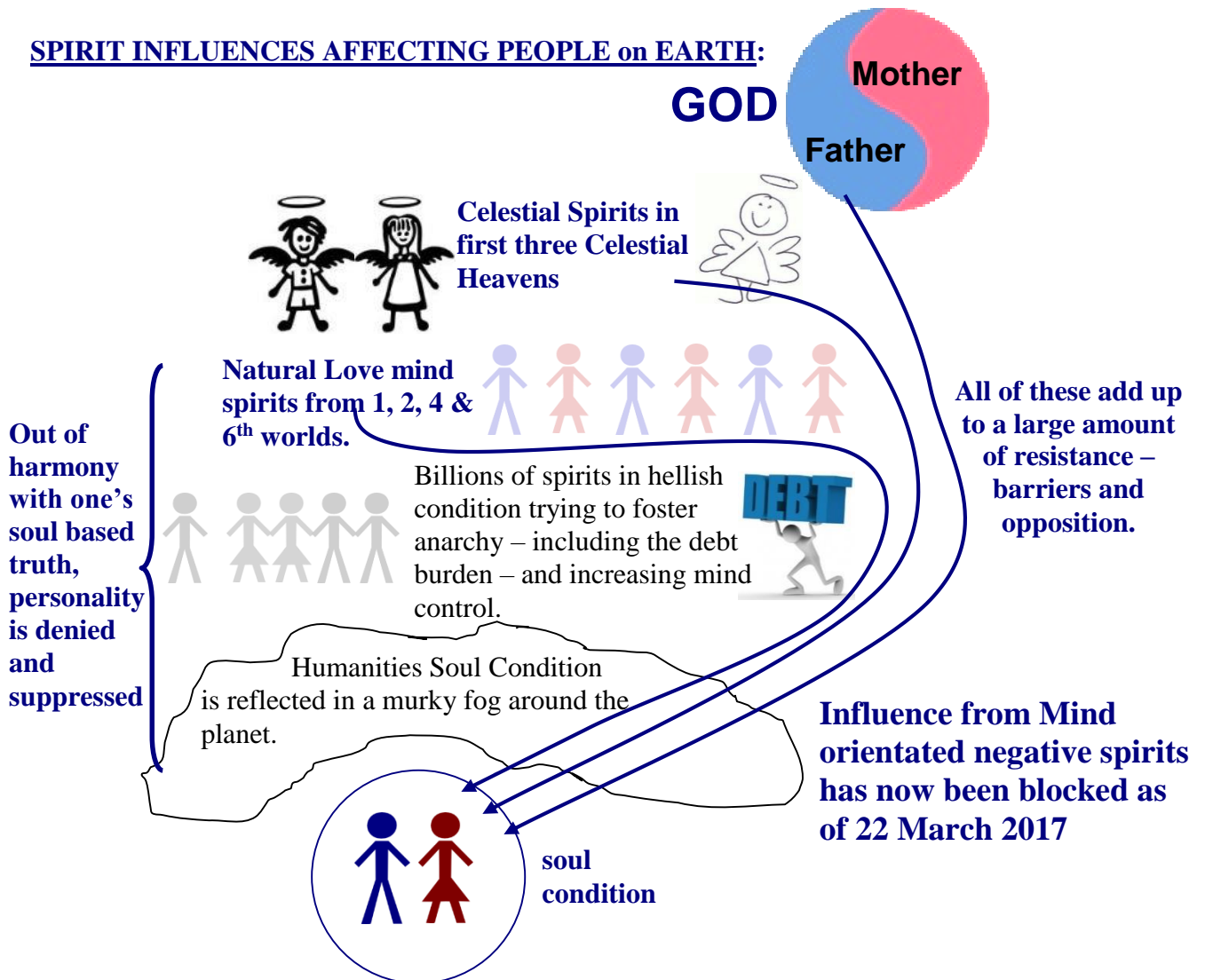
Arrested and imprisoned 1993 CE



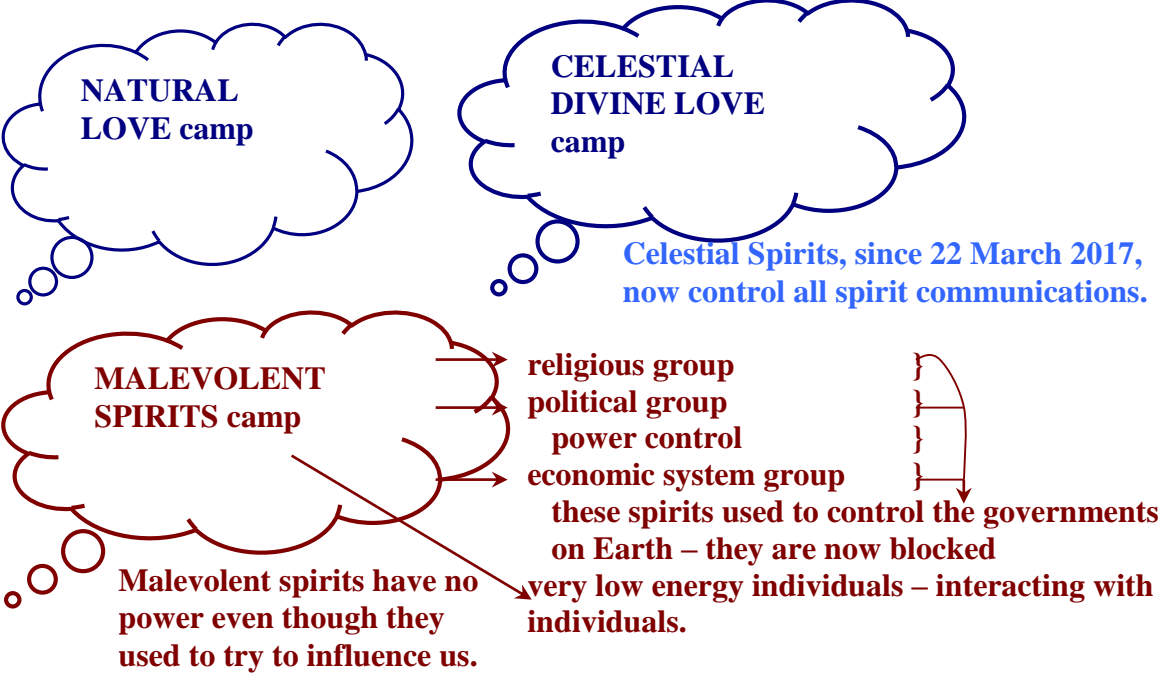
Daligastia pair



SPIRIT INFLUENCES AFFECTING PEOPLE on EARTH:



SPIRITUAL UNIVERSE CAMPS



WE ENDURE FOUR LAYERS of PERSONALITY SUPPRESSION!



Unknowingly, our parents pass onto their children (us) their beliefs and way of living that has evolved since the Rebellion, some 200,000 years ago, and then the Default, some 38,000 years ago. In this way, humanity is suppressing the female, rejecting our Spiritual Parents, namely Jesus and Mary, and denying our Heavenly Parents being our true Mother and Father, of Their truth, standing and existence.

The Rebellion is against love, the Default is all the difficulties we have in our relationships because of our rebellion. Healing the Default is becoming true, to ourselves and in our relationships, and ending our unlovingness – our rejection of love, so ending the Rebellion. Nanna Beth 29 June 2017



We are souls, our personality is an expression of our soul. It is our free expression of our soul through our feelings that we are to embrace and follow. This expression may appear to be wilful in nature, from time to time, and consequently our parents' attempt to suppress this expression. They proceed to remodel us when as young children, in the manner their parents treated them and so on for many generations going back.

During our forming years, as a child, we are unable to recognise the suppression of our personality as being extra-ordinarily harmful to our soul based personality and, accordingly, we don't know that things can be any other way. Presently, neither do our parents.



This childhood suppression way of living continues throughout our schooling years, thus we learn this is a way of life that is normal.

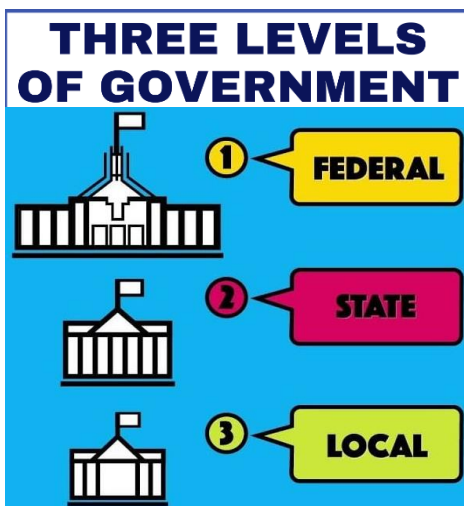
Our religions all have been formed based on the tenets of the Rebellion and Default. The teachers and leaders throughout all denominations take us further away from our suppressed feelings that have been hammered into us during our forming years, thus entrenching us further into rejecting our true selves.



The controlling and suppression mechanisms of our parents, educators and spiritual teachers all manifest throughout all of commerce. This control comes heavily and brutally down upon all levels of employment. The capability to express one's soul based attributes and gifts is sealed throughout all of one's working life.

A new way of living is to enable the liberation of one's true personality through the Feeling Healing process AND the transfer of authority to the individual via embracing freedom of expression.

BUT THERE ARE FURTHER LAYERS OF CONTROL!



Federal, state and local governments impose their 'rule' upon the people that appoint them to serve these very same people!

Instead of assisting their people, governments at all levels impose restrictions and controls.

The same people who 'elect' the members of parliament do not realise that the 'nominees' are often puppets of hidden controllers.

GOVERNMENT

Derived from the Latin verb **Guverno, Governare** meaning **"To Control"** & the Latin noun **Mens, Mentis** meaning **"Mind"**

To Control The Mind

HIDDEN CONTROLLERS



'Heads of society' are considered leaders. The 300 Bilderberg Club members are (short term) leaders throughout the world, but these are controlled by some 30 families (medium term), who are in turn are



manipulated by 12 (long term) families. All of this is managed and imposed by global secret society networks under the direction of the 12 long term families and their chairman.

CONTROL DISRUPT

celestial Friends

Since 31 May 1914, Celestials have been progressively introducing high level truths to humanity that have been prevented from sharing for thousands of years. From 31 January 2018, Celestials have been disrupting the hidden controllers on Earth and slowly bringing about their manipulation and suppression of Earth's humanity.

Negative Spirit Influence
blocked 22 March 2017
Law of Compensation
quickenning 22 May 2017
Rebellion and Default
officially ended
31 January 2018



Great U-Turn for humanity
now ready for Mobilisation
22 July 2023
Celestial soul state condition
achieved 22 September 2024

GOVERNMENTAL RESTRAINT upon its PEOPLE

Nation	Consciousness (MoC)	Population (2024)	Parliament	MoC (2024)	Elected Number
Afghanistan	85	43,400,000	Taliban Parliament 2021 ~ was Upper 102 Lower 250	205	0 352
Angola	80	37,800,000	National Assembly	220	220
Argentina	280	46,000,000	Federal Parliament Senators (upper house) Deputies (lower)	310 320 300	329 72 257
Australia	410	27,000,000	Federal Parliament Senate (upper house) Representatives (lower)	380 380 380	227 76 151
Caribbean OECS Dominica Com	280	11,000,000 73,400	Government Dominica Com Opposition	340 335	32
China	305	1,425,000,000	Politburo Standing Committee Politburo Central Committee Congress	280 285 290 295	7 24 200 2,000
Colombia	320	52,200,000	Parliament Senate Chamber of Representatives	344 344 332	296 108 188
Eritrea	180	5,800,000	Dictatorship	315	none
European Union	380	451,000,000	Parliament	335	705
India	370	1,436,000,000	Parliament Council of States (upper) House of People (lower)	400 410 390	788 245 543
Indonesia	220	280,000,000	Parliament Regional Rep Council Peoples Rep Council	288 295 280	711 136 575
Jordan	185	11,500,000	Parliament Senate Representatives	280 290 270	207 69 138
Philippines	225	119,000,000	Senate Representatives	291 299	24 316
Poland	190	38,500,000	Parliament Senate Lower House	560 100 460	280 300 270
Russia	320	144,000,000	Federal Assembly Federation Council (upper) State Duma (lower)	305 310 300	620 170 450
Tanzania	200	68,800,000	National Assembly	290	393
Ukraine	330	38,000,000	Verkhovna Rada	300	450
United Kingdom	420	68,000,000	Parliament UK House of Lords UK House of Commons	390 380 400	1,433 783 650
United States of America	405	341,000,000	USA Congress Senate House of Representatives	380 365 390	535 100 435
Zimbabwe	100	17,000,000	Parliament Senate (upper) National Assembly (lower)	260 260 260	360 80 280
World overall	220	8,100,000,000			

WE ARE ALL BEING PLAYED

DIVIDE & CONQUER: IF THEY KEEP US FIGHTING WITH EACH OTHER, WE WILL NEVER FIGHT THE TRUE ENEMY... THE ESTABLISHMENT!



DIVIDE AND CONQUER MECHANISMS:

Skin Colour / Tone Bigotry	Class & Social Structures
Borders & National Cultures	Militarism is all Wrong
Language Divides	Societal Customs & Practices
Financial Enslavement	Debasement of Education
Professional Snobbery	Sexual Preference Bigotry
Assumptions Err 98% of the time	Political Division
Mind-Centrism Stagnation	Religious Bigotry
Mind Control Addiction	Mind Untruth Addiction
Institutional Controls	Leadership Propaganda & Lies
Parental / Teacher / Religion / Employer / Government suppressions	
Potable Water Security Food Security Safe Shelter Security	
Universal suppression of all peoples by covert controllers	
Living Mind Centric is prohibiting spontaneity & freedom	
Living Feelings First is living in truth & freedom !	
Women Liberating	Childhood Suppression to end

Truth Is Freedom

Before being conceived, we each have had nothing to do with the culture or heritage of the family and its people into which we are now born.

After we pass over into our spirit lives, we each will have little or nothing further to do with the culture or heritage of our family that we lived with on Earth.

We each are one of many voices within our communities.

We are to embrace our experiences and limitations of our family upbringing which our soul has desired for us to have. We are spirit personalities having a physical experience and this physical life here on Earth is the commencement of our incredible journey which will take us through many universes.

We are not to accept the limitations, the psychic barriers of our family, nor those of our national culture and its ethos. The people of a community, a region, a state, a nation respond to and reflect a common set of values, customs and culture, which is passed down through the generations, this is a psychic imposition or barrier that inhibits evolution, our true self expression and our growth in potential and personality.

Now, it is this time in history that, individually, we each are to free ourselves of the Rebellion and Default that has been imposed upon us by hidden controllers, both of those from within the spirit worlds and of their defacto agents here in the physical.

We now have the option to embrace and enjoy the freeing truths that our soul can and will expose to us – we are fully self-contained. We are to look within, to our feelings, and to long for, to ask for the truth that our feelings will exquisitely and amazingly reveal to each of us.

The wonders of intuitiveness and spontaneity are ours to behold, experience and enjoy – this is of our choosing. We can continue living a limiting mind-centric life or embrace living Feelings First – The New Way – with its infinite potential. The gateway is now open and the pathway is defined.

This we are to share with all of humanity as we are Freedom's voice.

MoC 904



ONE SECOND TO MIDNIGHT





Ask The People




Involve people in the problem and work out the solution together.

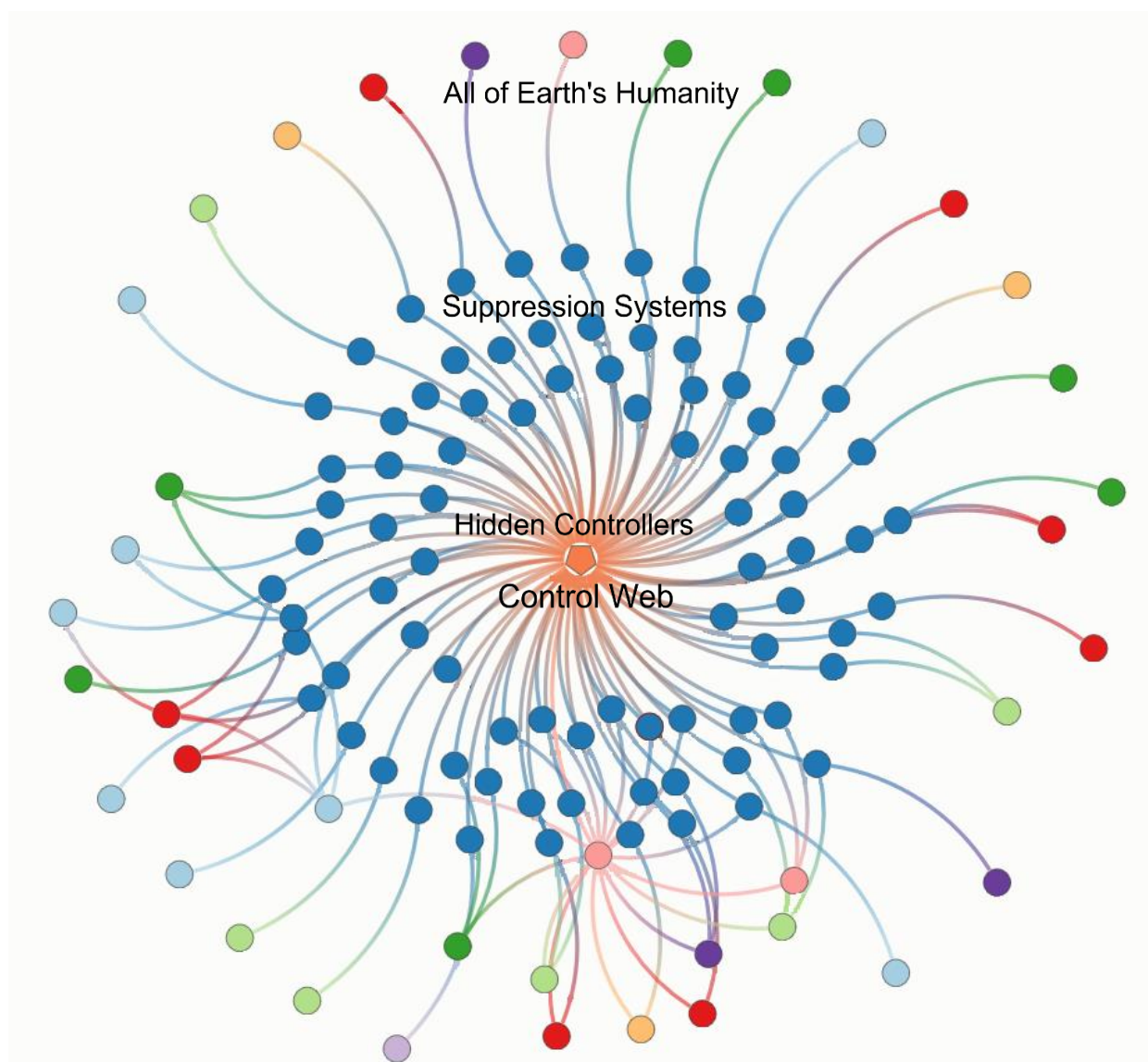


Violence is never Justified

Never is hatred, nor discord, nor war among men justified – no matter what the cause – and if men will only learn the Truth there will never exist such feelings or acts. Militarism is all wrong. Jesus 25 December 1915



HIDDEN CONTROL SUBVERSION CAN BE FOUND THROUGHOUT EVERY INSTITUTIONALISED SYSTEM and WAY of our LIVING without EXCEPTION.

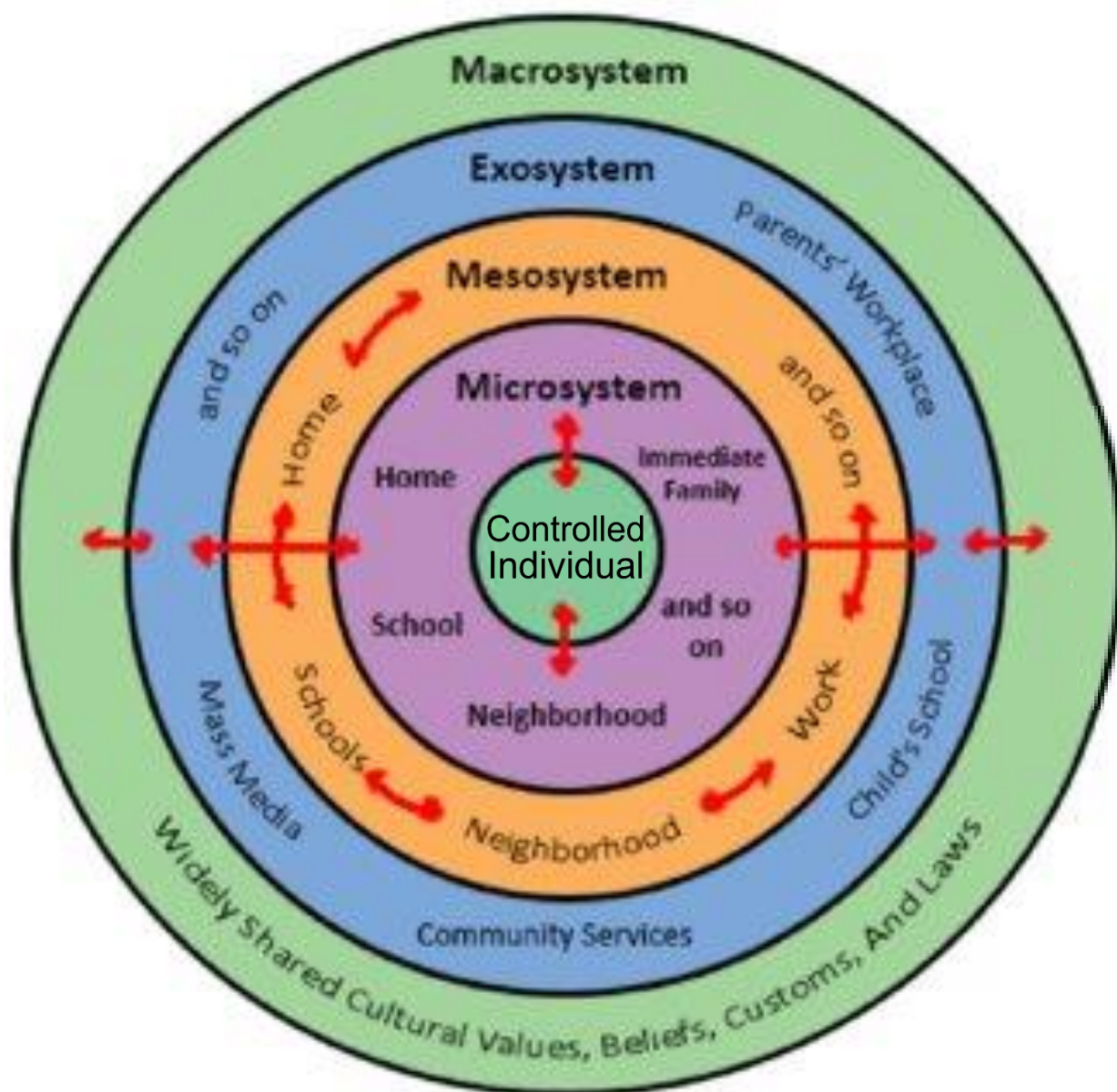


Mind-centricity way of living prevents humanity from progressing beyond 499 on Dr David Hawkins' Map of Consciousness. This is the prison from which we are now to release ourselves from, as and when we each choose!

It all can start through awareness being provided throughout the education platforms throughout every community and nation worldwide. We have the choice to continue living mind-centric in stagnation and suppression or free ourselves through the truth of our feelings, our soul based feeling which are always in truth and consequently love. Truth opens us to freedom, evolutionary growth and the dynamics of the potential within each and every one of us.

Every aspect of our environment has been covertly structured to ensure our suppression and control adheres to our submissiveness to the manipulation and will of Hidden Controllers who are now no longer able to orchestrate their universal plan of domination throughout their universe of influence.

Nothing has escaped their brilliance and ingenuity, however their reign of influence is over for us each to now escape from and heal ourselves through Living Feelings First.



Negative Spirit Influence
blocked 22 March 2017
Law of Compensation
quickenning 22 May 2017
Rebellion and Default
officially ended
31 January 2018

GREAT
UTurn

Great U-Turn for humanity
now ready for Mobilisation
22 July 2023
Celestial soul state condition
achieved 22 September 2024

Career paths are to be firstly orientated to Living Feelings First:

Education and Teaching

Nursing, Health and Medical

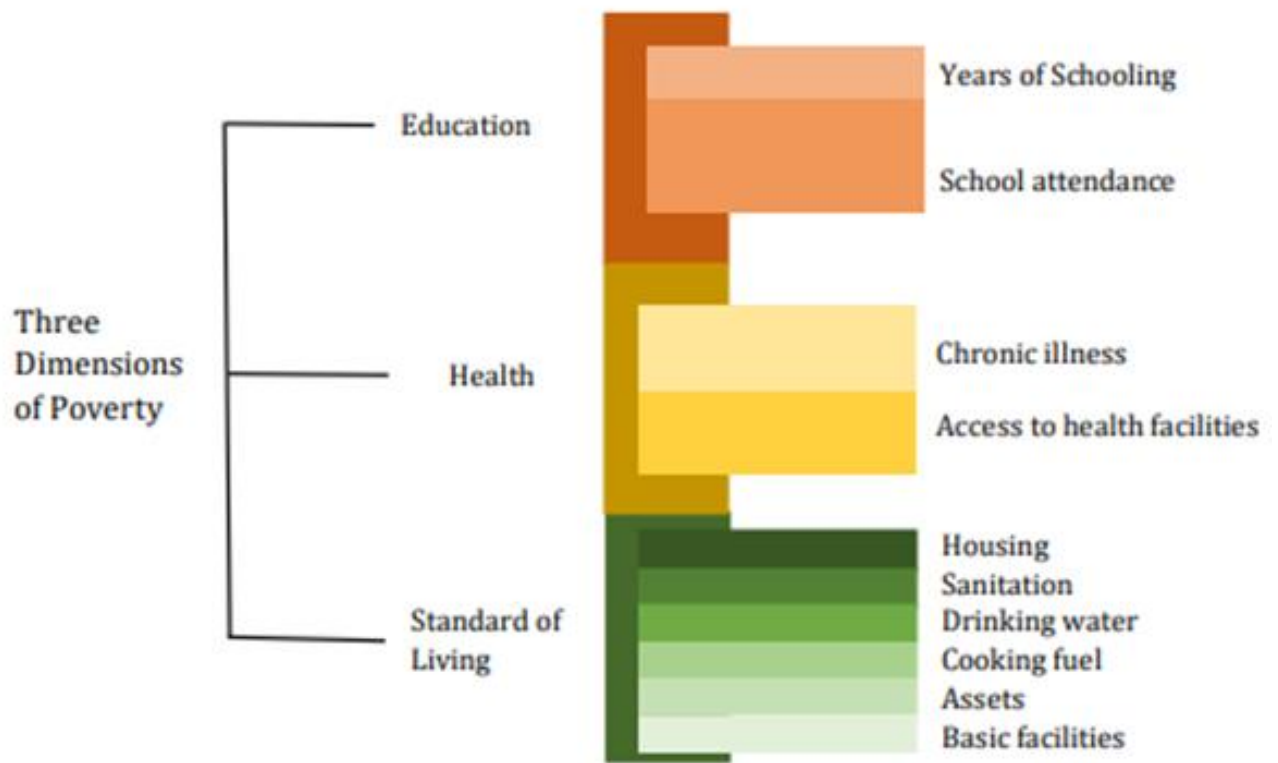
Agriculture and Food Security paths all being so orientated:



Multidimensional Poverty Index

Universality of our suppression extends throughout every aspect of living!

Structure of the National MPI



GLASS CEILING BARRIER REMOVAL:

Correlation of Levels of Consciousness – Soul Condition – and Society Problems Truth vs Falsehood by Dr David R Hawkins 2005				
Level of Consciousness	Rate of Unemployment	Rate of Poverty	Happiness Rate “Life is OK”	Rate of Criminality
600 +	0%	0.0%	100%	0.0%
500 - 600	0%	0.0%	98%	0.5%
400 - 500	2%	0.5%	79%	2.0%
300 - 400	7%	1.0%	70%	5.0%
200 - 300	8%	1.5%	60%	9.0%
100 - 200	50%	22.0%	15%	50.0%
50 - 100	75%	40.0%	2%	91.0%
< 50	95%	65.0%	0%	98.0%

These two charts demonstrate the stark reality of one’s probable quality of life that we will experience relative to our personal calibration as per the Map of Consciousness developed by Dr David Hawkins. This calibration level is essentially set for life by the time we reach the age of six (6) years.

WORLDWIDE relationship of MoC calibration with Life Experiences Life Expectancy, Development, Happiness, Education, Income							
MoC	No. of Countries+ Territories	Average MoC	Average Life Expectancy	Human Development Index	Happiness Index	Education Index	Per Capita Income 2021
400s	22	405	82.2	0.924	7.1	.890	US\$63,032
300s	71	343	77.2	0.794	6.1	.741	US\$30,154
200s	50	251	72.7	0.676	5.3	.610	US\$16,560
High 100s	38	174	70.5	0.659	5.0	.600	US\$12,516
Low 100s	21	119	67.1	0.587	4.6	.501	US\$7,081
Below 100	14	74	65.3	0.565	4.4	.501	US\$6,377
WORLD	216	220	73.3				US\$17,110

Earth’s humanity overall population calibration is MoC 220
75% of all of humanity calibrate under MoC 200
The raising of consciousness lifts one out of poverty!
With TRUTH comes FREEDOM and PROSPERITY

Mass Formation Psychosis

Lost and confused!



Feelings First with Mind to follow in support.

Psychic Barriers

Within and throughout any community, we have personalities at all levels on Dr David Hawkins' Map of Consciousness (MoC) scale as of a consequence of the levels of consciousness of their parents own childhood upbringing. Thus the psychic barriers throughout a family are generational. Through childhood suppression we become the level of consciousness of one or the other of our parents.

MoC scale around 100: This is survivalist living. To do nothing more than what is necessary to live. It is a continuation of how one's ancestors have lived for many generations before us. Even though being aware of modern developments and practices, one continues with beliefs and practices of hundreds and thousands of years ago. No amount of governmental money can improve our life experiences until we personally move to step away from traditions and improve our potential through personal development.

MoC scale around 200: Religions introduced over the past 2,000 years may be embraced and have raised consciousness but little is being achieved other than a neutrality in the way one may be living. Living mind-centric prevails. Humanity overall is calibrating around 220 MoC.

MoC scale around 300: Open and free feelings orientated education for all ages and aspirations. Free in cost and free from controlling agendas. Such scenarios over time bring about societal evolutionary growth and instils economic growth and enhanced standards of living. Those of higher levels need to be managers. However, feelings are not presently part of any curriculums.

MoC scale around 400: Leadership unfolds that bring about the dynamics to provide global development and prosperity.

MoC scale around 500: Until societies recognise that we are to live feelings first having our minds in support of what our feelings are drawing our attention to then very few will grow in consciousness higher than 499 MoC as at that level is the peak that our minds can grow.

Within any group of people all of these levels can exist, living side by side. At each of these levels, what is to be provided is awareness specifically to open the pathway for growth and development to aspire to higher levels of consciousness. It is always for the individual to decide if and when they will seek to embrace their further growth and development. No one can grow or develop consciousness of another.

In recent times, governments have frequently imposed fees upon students engaging in higher education only to find stagnation returning to productivity growth. A counter-productive step for their societies.

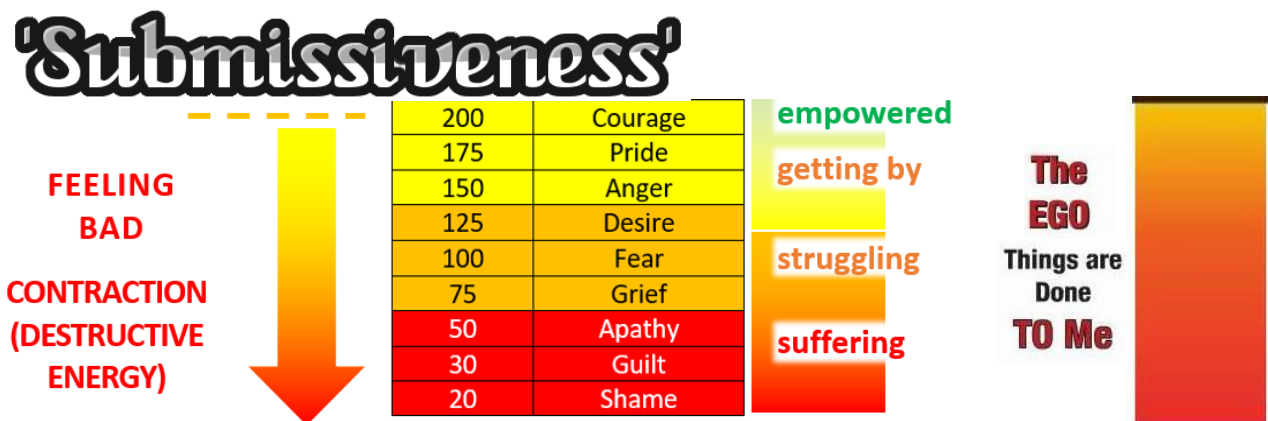
Psychic barriers are impositions imposed upon us all to retard and restrain our growth in consciousness and development for the agendas of controlling influences that are now no longer. However, it is up to each of us to recognise our way forward and that is through writings like this. The benefits of living Feelings First will over time address ALL of the social ills throughout society and open the pathway for infinite growth in one's level of consciousness. This is our destiny!

As we 'learn by doing', artificial intelligence is not engaged in the preparation of a Pascas Paper. Further, as the Pascas Papers are 'layered', that is through multiple slow readings more becomes revealed to the reader with each re-reading. Speed reading degrades the reader's comprehension of what is contained herein.

Psychic Barriers

'Submissiveness'

Things are done to me – submissiveness. Submissiveness [refers to the](#) trait of being willing to yield to the will of another person or a superior force. [It is characterised by tendencies to obey or be obedient, often in a humble or unresisting manner.](#) This may empower those whose addiction to control is suppression of others.



Map of Consciousness illustration based on the model created by Dr David R Hawkins

Raising our level of consciousness requires constant commitment. Especially on the lower levels, great effort is required to progress from one level to the next. And below courage, help from others is most often necessary. While it can seem difficult to progress on the Map of Consciousness (MoC) the effort is always worthwhile.

The progression from one level to another can radically change and improve your entire life. All your worries and anxieties from the previous level will seem comical.

Sometimes you temporarily experience a higher level of consciousness and this is a good indicator of where you must go next. Moreover, these moments of clarity can keep us on track and committed to the process.

But be aware a lower level might cloud the memory of a higher level.

The most important thing each of us can do in life is to raise our individual level of consciousness. When we raise our own level, we do not only spread this level to those around us but also the whole world. And you might even be the catalyst for another person's progression to a higher level. Even one drop raises the level of the sea.

Furthermore, when every one of us is working to raise our individual level of consciousness the progression from one level to another will require less effort and be much faster for everyone.

Just imagine how incredibly different the world would be if everyone were at the level of acceptance. According to Hawkins, 78% of the people on Earth are still below courage.

'Submissiveness'

Things are Done **TO Me**

Suppressive Regimes thrive in environments where the populous is submissive:

Houthi Rebels thrive in Yemen	MoC of the people	160
Hamas thrive in Gaza Strip		130
Hezbollah thrive in Lebanon		130
Taliban now governing Afghanistan		85
Sudanese guerrillas in South Sudan		140
Ukraine		140
Kim Jong Un in North Korea		175

Consider other places of instability:

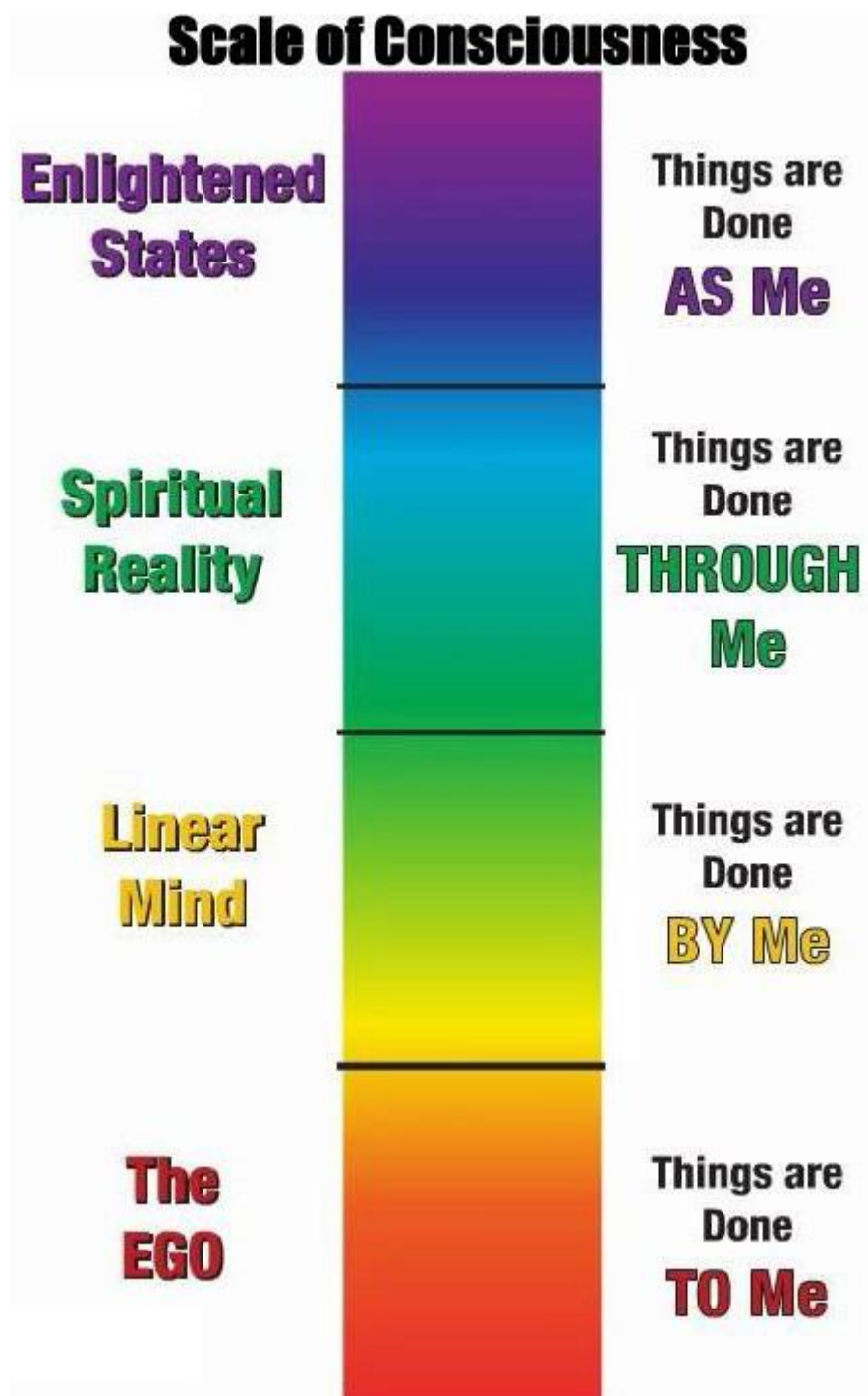
Syria	160
Iran	190
Iraq	120
Haiti	80
Central African Republic	80
Angola	80
Democratic Republic of Congo	40 etc...

'Submissiveness'



Map of Consciousness illustration based on the model created by Dr David R Hawkins

Until the focus is upon assisting these and similar populations to significantly lift their personal levels of consciousness, radical and suppressive control centric leaders will continue to cause great harm as their own view on life is harmful to others. Feelings orientated open and free universal education is the gateway.



TEACHING is the Paramount Profession !

Psychic Barriers of: Traditions, Customs and Norms

Why is our heritage such a barrier to our evolutionary growth and prosperity? Why do we experience continuation of repetitive cycles of conflict, disease and food insecurity, amongst the array of difficulties?

When we are conceived our soul condition is in a perfect natural love state. As per Dr David R Hawkins' Map of Consciousness, that is a calibration near to 1,000 on his scale. By the time we are six years of age we are calibrating at the level of one or the other of our parents, should they be calibrating differently on the Map of Consciousness (MoC). In this way, the consciousness level of humanity remains stagnant!

Presently, the overall consciousness level of Earth's humanity is around MoC 220.

Psychic Barriers of Traditions, Customs and Norms

Worldwide Level of Consciousness based on the Map of Consciousness

see Power vs Force by Dr David R Hawkins	MoC
6,000 years ago	72
At the time the Vedas were written	74
At the birth of Buddha	91
Prior to the conception of Jesus of Nazareth	101
After the birth of Jesus of Nazareth	147
When Christ was taken from the cross	148
At the Last Supper	150
At the death of the last apostle	182
At the birth of Charlemagne	182
In 827 AD (at the death of Charlemagne)	190
When Abraham Lincoln took office as President	190
Lincoln was shot and killed	193
1944: birth of almost 200 Homo-Spiritus children	194
1987: At the time of the Harmonic Convergence but not necessarily related to it, consciousness of humanity jumped	207
2020: Revelations including Feeling Healing	220

Around 200,000 years ago, high level spirits influenced Earth's humanity to live mind-centric, to ignore and suppress their feelings. As women are closer to their feelings than men, they also induced men to make women subordinate to them.

As our minds are unable to discern truth from falsehood, that our minds are addicted to untruth, and that our minds are also addicted to control over our environment and others, humanity has stagnated in evolution and growth as a consequence. To understand more precisely what difficulties come to us through being mind-centric is this observation. Assumptions are generated through our minds – the error rate of an assumption is 98%, with the other 2% being flukes! When we 'think' about something, we are engaging our minds – the consequences are further errors – along the lines of 'assumptions'.

While we live mind-centric we are living against our truth, our soul-based truth, which is living against our feelings which is our soul-based truth. We are our feelings! While we are denying our feelings we are rejecting our true parents, our Heavenly Mother and Father! We are living in a self-evolved hell while we avoid our feelings and truth.

While we avoid our truth, our soul-based feelings, we are disrupting the soul-light that circulates from our soul through our spirit body and then physical body and its return. This disruption generates all the discomforts, pains, illness and diseases that we experience during our whole physical life. The foundations of our life experiences are disrupted throughout our childhood forming years, from conception through to the age of six years – this is our Childhood Suppression. No-one missing out!




It is our Childhood Suppression that degrades our consciousness to that of our parents and carers. Thus generation after generation is a mirror of the prior generation.

From the table above we can see that from the time of the last living Apostle of the Creator Daughter and Son, Mary Magdalene and Jesus, all the way through to the second half of the twentieth century, until the late 1980s, Earth's humanity has stagnated at around 190 on the Map of Consciousness, that is almost 2,000 years of no progress in consciousness worldwide! Recently, technology has made great progress in developments – we now can annihilate each other by pushing buttons! This we can do in multiple ways!

Correlation of Levels of Consciousness – Soul Condition – and Society Problems				
Truth vs Falsehood by Dr David R Hawkins 2005				
Level of Consciousness	Rate of Unemployment	Rate of Poverty	Happiness Rate "Life is OK"	Rate of Criminality
600 +	0%	0.0%	100%	0.0%
500 - 600	0%	0.0%	98%	0.5%
400 - 500	2%	0.5%	79%	2.0%
300 - 400	7%	1.0%	70%	5.0%
200 - 300	8%	1.5%	60%	9.0%
100 - 200	50%	22.0%	15%	50.0%
50 - 100	75%	40.0%	2%	91.0%
< 50	95%	65.0%	0%	98.0%

Consciousness Calibrations Worldwide	
Level of Consciousness	Percentage of population
600 +	1 in millions
540 +	0.4%
500 +	4%
400 +	8%
200 +	22%
200 -	78%
World wide average	220

Kindly go to www.pascashealth.com then the Library Download page, scroll down to Medical and click on to open:

-  [Pascas Care Kinesiology Personality Traits.pdf](#)
-  [Pascas Care Kinesiology Testing.pdf](#)
-  [Pascas Care Kinesiology Videos.pdf](#)

NATIONS with populations calibrating around MoC 100

The psychic barriers to consciousness growth is their traditional adherence to family norms, customs and traditions. Even though the populations may have embraced Christianity and/or Islam to a large extent, it is mainly a façade with traditions being mainly adhered to. The people may profess to be Christian or Muslim and practice these ways of living, however the practices of generations before prevail in their living.

Consequently the overarching way of living is survivalism with little economic development throughout the nation, poverty, homelessness and deprivation prevail. Infrastructure is in disrepair, there is inadequate health services prevailing, food supply is insecure, and potable water scarce amongst all services. The national psychic barriers of traditions that have prevailed for thousands of years remain entrenched.

NATIONS with populations calibrating around MoC 200

These are nations where Christianity and/or Islam have been successful in circumventing the imposts of traditions, norms and customs of the people that prevailed more than 2,000 years ago. From the tables above, it is seen that incomes are becoming more than just survival levels and that the embryo of economic prosperity is on the horizon.

This is where the introduction of these two ways of living has contributed to a shift in consciousness, however as they are both mind-centric ways of living and controlling of their congregations, little further progress is actually unfolding for the people.

Indigenous groups can be found reflecting this progression and until THEY grasp their predicament, no amount of money is going to close the gap between their standard of living and those who have prospered through strivings to grow in truth, knowledge and wisdom through education.

NATIONS with populations calibrating above MoC 300

Open and free feelings orientated education for all has led to economic prosperity that has enabled robust infrastructure, food security, safe and secure housing, sanitation and potable water that is universal throughout nations.

Open and free education means that there is no governmental control that is suppressive, religious freedom without any domination, free in cost to students, education is free from pre-school all the way through to all ages in all the forms for people to follow their passions and expressions of personality.

Presently education worldwide is mind-centric and dominated by the lecturer at the front of the room. We learn by doing and that includes tutoring others. We learn more effectively by tutoring others and expressing our feelings. Living feelings first is a spontaneous intuitive way of expression and living.

NATIONS with populations calibrating above MoC 500

There are none!

The ceiling of consciousness growth is MoC 499 when mind-centricity is the way of living. Aspiring to and then Living Feelings First opens our potential to infinity. It is the way of living that we will ALL progress to – eventually!

Psychic Barriers are Errors within Held Beliefs

This circular emotion wheel is divided into five main sections, each representing a primary emotion. The sections are color-coded and contain concentric rings of related emotions and adjectives.

- HAPPY (Yellow):**
 - Inner ring: Joyful, Free, Cheeky, Energetic, Eager, Awe, Astonished, Perplexed, Shocked, Disillusioned, Damaged, Unfocused, Sleepy, Out of control, Overwhelmed, Rushed, Pressured, Apathetic, Indifferent, Helpless, Frightened, Overwhelmed, Worried, Inadequate, Inferior, Worthless, Insignificant, Excluded, Persecuted, Nervous, Exposed, Betrayed, Resentful, Disrespected, Ridiculed, Indignant, Violated, Furious, Jealous, Provoked, Hostile, Infuriated, Annoyed, Withdrawn, Numb, Skeptical, Dismissive, Judgmental, Embarrassed, Appalled, Revolted, Neutered, Detestable, Horrified, Hesitant, Embarrassed, Disappointed, Inferior, Empty, Remorseful, Ashamed, Powerless, Grief, Fragile, Victimized, Abandoned, Isolated, Inspired, Hopeful, Intimate, Sensitive, Thankful, Loving, Creative, Courageous, Valued, Respected, Confident, Successful, Inquisitive, Curious, Joyful, Free, Cheeky, Energetic.
 - Outer ring: Joyful, Free, Cheeky, Energetic, Eager, Awe, Astonished, Perplexed, Shocked, Disillusioned, Damaged, Unfocused, Sleepy, Out of control, Overwhelmed, Rushed, Pressured, Apathetic, Indifferent, Helpless, Frightened, Overwhelmed, Worried, Inadequate, Inferior, Worthless, Insignificant, Excluded, Persecuted, Nervous, Exposed, Betrayed, Resentful, Disrespected, Ridiculed, Indignant, Violated, Furious, Jealous, Provoked, Hostile, Infuriated, Annoyed, Withdrawn, Numb, Skeptical, Dismissive, Judgmental, Embarrassed, Appalled, Revolted, Neutered, Detestable, Horrified, Hesitant, Embarrassed, Disappointed, Inferior, Empty, Remorseful, Ashamed, Powerless, Grief, Fragile, Victimized, Abandoned, Isolated, Inspired, Hopeful, Intimate, Sensitive, Thankful, Loving, Creative, Courageous, Valued, Respected, Confident, Successful, Inquisitive, Curious, Joyful, Free, Cheeky, Energetic.
- SAD (Blue):**
 - Inner ring: Lonely, Vulnerable, Despair, Guilty, Depressed, Hurt, Repelled, Awful, Disapproving, Disappointed, Critical, Distant, Frustrated, Aggressive, Mad, Bitter, Humiliated, Let down, Threatened, Rejected, Weak, Insecure, Anxious, Scared, Bored, Bury, Stressed, Tried, Confused, Amazed, Excited, Playful, Content, Interested, Proud, Accepted, Powerful, Peaceful, Trusting, Optimistic, Lonely, Vulnerable, Despair, Guilty, Depressed, Hurt, Repelled, Awful, Disapproving, Disappointed, Critical, Distant, Frustrated, Aggressive, Mad, Bitter, Humiliated, Let down, Threatened, Rejected, Weak, Insecure, Anxious, Scared, Bored, Bury, Stressed, Tried, Confused, Amazed, Excited, Playful, Content, Interested, Proud, Accepted, Powerful, Peaceful, Trusting, Optimistic.
 - Outer ring: Lonely, Vulnerable, Despair, Guilty, Depressed, Hurt, Repelled, Awful, Disapproving, Disappointed, Critical, Distant, Frustrated, Aggressive, Mad, Bitter, Humiliated, Let down, Threatened, Rejected, Weak, Insecure, Anxious, Scared, Bored, Bury, Stressed, Tried, Confused, Amazed, Excited, Playful, Content, Interested, Proud, Accepted, Powerful, Peaceful, Trusting, Optimistic, Lonely, Vulnerable, Despair, Guilty, Depressed, Hurt, Repelled, Awful, Disapproving, Disappointed, Critical, Distant, Frustrated, Aggressive, Mad, Bitter, Humiliated, Let down, Threatened, Rejected, Weak, Insecure, Anxious, Scared, Bored, Bury, Stressed, Tried, Confused, Amazed, Excited, Playful, Content, Interested, Proud, Accepted, Powerful, Peaceful, Trusting, Optimistic.
- ANGRY (Red):**
 - Inner ring: Disapproving, Disappointed, Critical, Distant, Frustrated, Aggressive, Mad, Bitter, Humiliated, Let down, Threatened, Rejected, Weak, Insecure, Anxious, Scared, Bored, Bury, Stressed, Tried, Confused, Amazed, Excited, Playful, Content, Interested, Proud, Accepted, Powerful, Peaceful, Trusting, Optimistic, Lonely, Vulnerable, Despair, Guilty, Depressed, Hurt, Repelled, Awful, Disapproving, Disappointed, Critical, Distant, Frustrated, Aggressive, Mad, Bitter, Humiliated, Let down, Threatened, Rejected, Weak, Insecure, Anxious, Scared, Bored, Bury, Stressed, Tried, Confused, Amazed, Excited, Playful, Content, Interested, Proud, Accepted, Powerful, Peaceful, Trusting, Optimistic.
 - Outer ring: Disapproving, Disappointed, Critical, Distant, Frustrated, Aggressive, Mad, Bitter, Humiliated, Let down, Threatened, Rejected, Weak, Insecure, Anxious, Scared, Bored, Bury, Stressed, Tried, Confused, Amazed, Excited, Playful, Content, Interested, Proud, Accepted, Powerful, Peaceful, Trusting, Optimistic, Lonely, Vulnerable, Despair, Guilty, Depressed, Hurt, Repelled, Awful, Disapproving, Disappointed, Critical, Distant, Frustrated, Aggressive, Mad, Bitter, Humiliated, Let down, Threatened, Rejected, Weak, Insecure, Anxious, Scared, Bored, Bury, Stressed, Tried, Confused, Amazed, Excited, Playful, Content, Interested, Proud, Accepted, Powerful, Peaceful, Trusting, Optimistic.
- FEARFUL (Orange):**
 - Inner ring: Disapproving, Disappointed, Critical, Distant, Frustrated, Aggressive, Mad, Bitter, Humiliated, Let down, Threatened, Rejected, Weak, Insecure, Anxious, Scared, Bored, Bury, Stressed, Tried, Confused, Amazed, Excited, Playful, Content, Interested, Proud, Accepted, Powerful, Peaceful, Trusting, Optimistic, Lonely, Vulnerable, Despair, Guilty, Depressed, Hurt, Repelled, Awful, Disapproving, Disappointed, Critical, Distant, Frustrated, Aggressive, Mad, Bitter, Humiliated, Let down, Threatened, Rejected, Weak, Insecure, Anxious, Scared, Bored, Bury, Stressed, Tried, Confused, Amazed, Excited, Playful, Content, Interested, Proud, Accepted, Powerful, Peaceful, Trusting, Optimistic.
 - Outer ring: Disapproving, Disappointed, Critical, Distant, Frustrated, Aggressive, Mad, Bitter, Humiliated, Let down, Threatened, Rejected, Weak, Insecure, Anxious, Scared, Bored, Bury, Stressed, Tried, Confused, Amazed, Excited, Playful, Content, Interested, Proud, Accepted, Powerful, Peaceful, Trusting, Optimistic, Lonely, Vulnerable, Despair, Guilty, Depressed, Hurt, Repelled, Awful, Disapproving, Disappointed, Critical, Distant, Frustrated, Aggressive, Mad, Bitter, Humiliated, Let down, Threatened, Rejected, Weak, Insecure, Anxious, Scared, Bored, Bury, Stressed, Tried, Confused, Amazed, Excited, Playful, Content, Interested, Proud, Accepted, Powerful, Peaceful, Trusting, Optimistic.
- SURPRISED (Purple):**
 - Inner ring: Disapproving, Disappointed, Critical, Distant, Frustrated, Aggressive, Mad, Bitter, Humiliated, Let down, Threatened, Rejected, Weak, Insecure, Anxious, Scared, Bored, Bury, Stressed, Tried, Confused, Amazed, Excited, Playful, Content, Interested, Proud, Accepted, Powerful, Peaceful, Trusting, Optimistic, Lonely, Vulnerable, Despair, Guilty, Depressed, Hurt, Repelled, Awful, Disapproving, Disappointed, Critical, Distant, Frustrated, Aggressive, Mad, Bitter, Humiliated, Let down, Threatened, Rejected, Weak, Insecure, Anxious, Scared, Bored, Bury, Stressed, Tried, Confused, Amazed, Excited, Playful, Content, Interested, Proud, Accepted, Powerful, Peaceful, Trusting, Optimistic.
 - Outer ring: Disapproving, Disappointed, Critical, Distant, Frustrated, Aggressive, Mad, Bitter, Humiliated, Let down, Threatened, Rejected, Weak, Insecure, Anxious, Scared, Bored, Bury, Stressed, Tried, Confused, Amazed, Excited, Playful, Content, Interested, Proud, Accepted, Powerful, Peaceful, Trusting, Optimistic, Lonely, Vulnerable, Despair, Guilty, Depressed, Hurt, Repelled, Awful, Disapproving, Disappointed, Critical, Distant, Frustrated, Aggressive, Mad, Bitter, Humiliated, Let down, Threatened, Rejected, Weak, Insecure, Anxious, Scared, Bored, Bury, Stressed, Tried, Confused, Amazed, Excited, Playful, Content, Interested, Proud, Accepted, Powerful, Peaceful, Trusting, Optimistic.

PureWow

From our head to our toes,
what our feelings say goes!



Feelings, good and bad, are to be expressed.




Heartfelt feelings are our truth.


LONG to KNOW ABOUT what you are FEELING!
Long to understand the truth behind
what your feelings are pressing upon you.



Ask to know the truth about that which you feel.
It is knowing the truth of that
which you feel that sets you free!



Always be true to your feelings
because they are your truth
and truth is love and our way home!



Express your feelings to those who matter to you.
Suppressed feelings bring about pain and illness.
Talk it out to a friend!



FOOD SUPPLY and NUTRITION

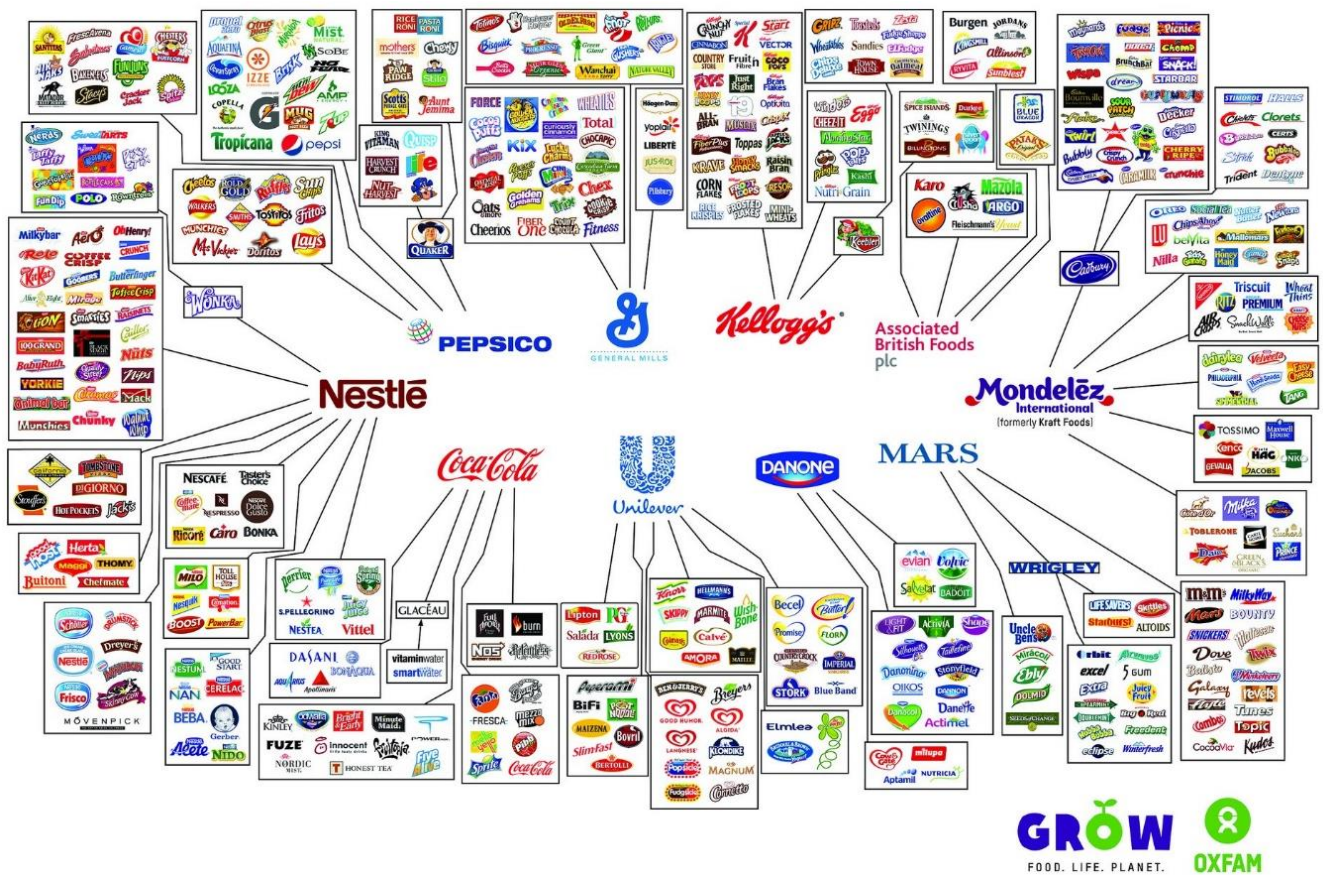
We look at the food supply coming from thousands and thousands of farmers only to find there are many choke points. Look at the ownership of grain elevators / wheat silos throughout a country. In USA the ultimate control and ownership leads back to the Rockefellers and in Europe to the Rothschilds. When you look at the thousands and thousands of different food items in supermarkets you find that they remarkably lead back to around a dozen major food manufacturing conglomerates and then with difficulty you find control and ownership is in the hands of 'The Global Food Cartel – Instrument for Starvation' being [hidden controlling cartel members](https://healthimpactnews.com/2021/unmasking-the-global-food-cartel-is-massive-starvation-and-population-reduction-their-next-move/).

<https://healthimpactnews.com/2021/unmasking-the-global-food-cartel-is-massive-starvation-and-population-reduction-their-next-move/>

MAP of CONSCIOUSNESS	MoC	calibrations
Food	200	At this level and above food is life enhancing.
Food, Commercial Cat	192 – 202	Below 200 is anti-life – negative.
Food, Commercial Machine-made	188 – 200	Energy dense but nutrition poor.
Black Tea	185	Refining of most foods removes nutrients.
Percolated Coffee / Cappuccino / etc	165	
Corn Flakes	85	

“Ten to 12 pivotal companies, assisted by another 3 dozen, run the world’s food supply. They are the key components of the Anglo-Dutch-Swiss-American cartel, which is grouped around the 2 families (Rothschilds and Rockefellers).”

Again, we each can use kinesiology muscle testing and Dr David Hawkins' Map of Consciousness scale to determine the energy level of factory processed foods, as he did:



If the food comes in factory packaging, it is expensive and of little nutritional value typically. Fresh from the market is best but better still is the food grown in our home back yards!

FRESH is BEST!

As we review the following energy calibrations we note that the more numerous are the processing steps in bringing our food to our tables, the further the energy and nutritional value is depleted.

It goes something like this:

		MoC Calibration
Obtained absolutely fresh	energy level could be, say:	500
Cutting it up or grinding it	process lowers energy level by 100 therefore now	400
Cooking process	lightly stirred fried is best – baking is too long	300
So let's put it in a container and freeze it	drop another 100 points	200

Note: The Map of Consciousness (MoC) scale is based on the common log of 10. A 1 point variation is a 10 fold variation. 10 points is 10,000,000,000 times increase or decrease in energy. The above reductions are mind boggling drops in food nutrition and energy at each step in the processing chain.

Kindly visit www.pascashealth.com then Library Download, scroll down to Nutrition and click on:



[Pascas Care Energy Level of Food.pdf](#)



[New Biosphere Agriculture Famine Averted.pdf](#)

Something for our Mind!...



Yes, for our mind... not for our soul!

Truth is always the same. There is only one truth. Yet, we on Earth have some 3,400 significant religions and with their minor denominations we have more than 50,000 religions to embrace. There are more than 20,000 variations of Christianity.

When we exit our 'bag of bones' and arrive into the 1st spirit Mansion Worlds, we can reconnect with the religion of our choosing, should we have so chosen. Many of the leaders of Earth's religions are still 'leading' in the spirit world 'churches'. The religions continue throughout the 1st, 2nd, 4th and 6th mind spirit Mansion Worlds.

However, should we engage in Living Feelings First, embracing our Feeling Healing as well as Heavenly Mother and Father's Divine Love then we will commence our journey towards the Celestial Heavens and enter the 3rd spirit Mansion World and that is the end of religions for those who commence their healing.

All religions on Earth have been guided and supported by mind Mansion World spirit personalities who have followed the guidance of Earth's planetary prince, Caligastia, the rebellious Lanonandek pair that capitulated to Lucifer's guile some 200,000 years ago. All religions are wonderful social gatherings, however they are all mind-centric living platforms that takes us further away from our own soul based truths and into a way of living that is not true to our Heavenly Parents.

As you may now be realising, every single institutionalised norm and custom has evolved under the guidance and objectives of the hidden controllers which are ultimately the rebellious Lanonandek spirit leaders who are now each have been dethroned and imprisoned. The Lucifers and Satans being arrested and imprisoned 26CE and the Caligastias and Daligastias arrested and imprisoned 1993CE.

Something for our Soul!...

Incredibly Important Events!...



"Chosen by God,' eh?
— What's the catch?"

We are truth seekers. It is through seeking truth and finding truth as our consciousness grows. As our consciousness grows through learning by doing, then we evolve from the lowness of life that we were previously learning from. Just like the tribe that may have believed or still believe that they were the chosen ones, chosen by god. Well, Caligastia may have once considered that he was of that status but now he is within a spirit prison, isolated from all others except the others making up the eight rebellious Lanonandek spirits.



Systems of Deception!

One person with unfettered and supreme control, a System Sovereign, has had aeons of time to passively and stealthfully impose upon his minions (us – you and me) a way of living that assures him, the arch hidden controller, that we would remain compliant and submissive to his begging. His extreme intelligence and consciousness is no match for us ascending mortals who arrive naively upon Earth with absolute dependence upon parents who have already capitulated – unknowingly – to his wily stealth.

The System Sovereign's goal was that we do not evolve, that we remain fearful of our true Heavenly Parents, that our true pathway for spiritual development is not revealed, that we live in a manner of servitude and ignorance through our minds believing that our submission to our minds will enable us to become all powerful and even mini-gods. When we transition into the spirit mind Mansion Worlds, we remain collectively his waiting army to fulfil his ambitions to expand his domain and territory. We have been well and truly screwed over through his imposed systems of:

- Parenting – unable to love our children due to lack of truth in what we are provided with.
- Education – minimalistic, having our minds unable to progress beyond reason – our minds are addicted to untruth and control of others including our environment.
- Health systems – ignorance of our spirit bodies and gross ignorance of underlying cause of illnesses which are through the lack of being loved. Our health systems cannot heal.
- Commercial systems – we become salary slaves with suppressive debt slavery resulting from the costs of education, housing, health services, transportation and necessities for survival.
- Political systems – that divide the community into camps and then deliver representation of only a portion of the population without candidates having necessary leadership skills and experience.
- Religions – there is only one truth. We are to live through our feelings – not our minds.

We have been led to live mind centric which is the pathway of all of nature except humanity which is ensouled. We of humanity are to live feelings first with our minds to assist in implementing what our soul based feelings lead us to embrace. We are truth seekers and truth is to be found through feelings.

Higher level personalities than our System Sovereign have now taken on all of the evilness and wrongness of what these rebellious Lanonandek spirits have imposed upon us and have healed themselves of these injuries. Now all systems assembled during the Rebellion and Default, now ending, need to be rebuilt!

Our pathway to Paradise, the home of our Heavenly Mother and Father, is through living embracing our soul based feelings, living feelings first, to express what our feelings draw our attention to and to long for the truth of what our feelings are to show us – both good and bad.

A lady named Samantha found James Moncrief's writings on a website and commenced to engage in her Feeling Healing. This may have been in 2013. Samantha is like all of us, she is an ascending mortal. She has no specialness nor has she had any support other than James' writings on the internet. Samantha has been successful with her healing. She has been very successful. She has now written numerous books outlining her experiences so each and every one of us can follow her example. An ascending mortal, Samantha, has conquered all that the rebellious Lanonandeks, led by Lucifer, has imposed upon us. Samantha is the new mother of humanity in demonstrating to us how to embrace the one and only pathway home to our Heavenly Mother and Father.

Root Cause

Highly esteemed Lanonandek spirits from within our local universe of Nebadon were assigned as System Sovereigns of our local system to oversee Earth's humanity and their spiritual development. 200,000 years ago they, the Lucifers, became infatuated with their authority and turned against the regents of Nebadon, Mary and Jesus, as well as rejecting God. Through their Planetary Princes, also Lanonandek spirits, they had taken the humanities of 37 worlds within their local system into their Rebellion.

Through living through our minds, suppressing our feelings, we on Earth will continue to be at war with each other, illnesses of all descriptions will continue from our feelings suppression, famine and inequalities prevail, control of others is the core of all systems, we cannot determine truth from falsehood and life on Earth is a living hell. We have been continually seduced by mind Mansion World spirits and we live life in a stupor – nothing more than zombies doing the begging of the evil ones, the rebellious Lanonandek spirits.

Through living through our minds, suppressing our soul based feelings, we have been progressively going further and further away from our Heavenly Parents, now to the point that we cannot go any further. Through working cracks in the Universal Contract governing the Rebellion and Default, this control has been ended formally as of 31 January 2018.

Pathway Forward

To liberate one's real self, one's will, driven by one's soul, moves one to embrace Feeling Healing, so as to clear emotional injuries and errors. With the Divine Love, then one is also Soul Healing. We are to feel our feelings, identify what they are, accept and fully acknowledge that we're feeling them, express them fully, all whilst longing for the truth they are to show us.

God's Divine Love: Pray for it, ask for it, and receive it.

The Golden rule is: Never interfere with another's will.

Golden Rule: that one must always honour another's will as one honours one's own.

New Feelings Way: learning how to live true to ourselves by living true to our feelings.

We are to express our feelings, both good and bad, at all times, and to long for the truth of them.

By living true to ourselves true to our feelings, we are living true to God. It's that simple.

Journey of Earth's Humanity

Years ago:

993,500	<i>Andon and Fonta - aspire for human perfection.</i>
950,000	<i>Andonites reach Tasmania - southern Australia.</i>
500,000	<i>Caligastia - Lanonandek - appointed Planetary Prince Daligastia manifests on Earth with staff Sangik Family - Northern India - 6 colours</i>
200,000	<i>Lucifer - Lanonandek - rebels against Jesus & Mary Caligastia draws Earth into Rebellion</i>
38,000	<i>Adam and Eve manifest on Earth Adam and Eve default their mission</i>
1980 BCE	MACHIVENTA MELCHIZEDEK MANIFESTS Commences end of Rebellion & Default
7 BCE	Jesus of Nazareth born
2 BCE	Mary of Magdalene born
	Creator Daughter & Son Bestowal
1914 - 1923	Padgett Messages - second coming
1925 - 1935	The Urantia Book - history of humanity
1944 CE	Bretton Woods Conference - funding
2002 - 2022	James Moncrief - Revelations Avonal Daughter & Son Bestowal Avonal Age of 1,000 years begins!

4,000 Years Unfolding

1980 BCE

1900s BCE

Machiventa Melchizedek
ABRAHAM

MM Jesus
 2 BCE 7 BCE
 46 CE 29 CE

Bestowals from Paradise:

Creator Daughter and Son
 Mary Magdalene and Jesus

1914-1923
 1925-1935

PADGETT MESSAGES
THE URANTIA BOOK

1950 & 1960

Incarnation of the Avonal Pair

2018 Jan 31

REBELLION & DEFAULT

FORMALLY ended 31 JANUARY 2018

2020s+ CE

Bestowals from Paradise:

Avonals - Magisterial Daughter and Son

Machiventa Melchizedek, to this day, continues to oversee the plan that was evolved more than 4,000 years ago to progressively open cracks in the Universal Contract governing the Rebellion and Default instigated by Lucifer 200,000 years ago. With 'federal' authority, the Creator Daughter and Son brought about the Lucifers and Satans' spirit world imprisonment 2,000 years ago, and set the Avonal bestowals in place.

The commencement of the Padgett Messages on 31 May 1914 triggered the bestowal of the Avonal Pair for Earth's humanity. The Avonals' 'state' authority brought about the Caligastias and Daligastias spirit world imprisonment in 1993. The Avonals' healing of what they have taken on of the Rebellion and Default ends the Rebellion and Default. Now we can all follow and progress on the pathway to Paradise.

Incredibly Important Events!...

Yes, the writing of the Padgett Messages crystallised the beginning of the ending of the Rebellion and Default that has been in duration these past 200,000 years.

The writings that have unfolded since commencing on 31 May 1914 and continue today, in order of importance, are:

James Moncrief writings having commenced in 2002

James Padgett writings 1914 – 1923

The Urantia Book 1925 – 1935

It was during the 1930s that the Machiventa Melchizedek soul group met with the Creator Daughter and Son and the Avonal Pair and resolved how the event of the ending of the Rebellion and Default would be funded. This led to the Bretton Woods Conference of 1 – 22 July 1944, in New Hampshire, USA, that then established the International Monetary Fund (IMF), World Bank, Bank for International Settlement (BIS) and the International Court of Justice in The Hague.

A system for the centralised marketing of new cut governmental bonds and large corporate bonds was established with part of the fees being set aside for global humanitarian aid which would also facilitate global trade, particularly where USA dollars are or were required.

The system became heavily imposed upon by intermediaries demanding excessive commissions and in 1993 the release of this aid stopped. This is also the same year that James Moncrief obtained a copy of the Padgett Messages, being the commencement of his and Marion's pathway evolving of the Feeling Healing process. This triggered the arrest in 1993 of Earth's Planetary Prince and their deputies, the Caligastias and Daligastias being rebellions Lanonandek spirits.

It was in 2017 that the steps to access and begin the releasing of the now enormous fund pool for global humanitarian projects began. An Australian was authorised to circulate the bond traders, custodians, trustees and responsible parties for the proceeds from bond sales that their access codes, authorities, bank access and other security matters had been withdrawn and that they each were now required to confirm their cooperation to release the funds under their administration before reinstatement would take place. This involved huge bank accounts in 884 banks around the world and a number of significantly larger specific accounts. The number of signatories on these accounts numbered more than 250. Late in 2024 there are now only two (2) signatories for these accounts. A task of great magnitude being achieved to begin the release of these funds. It has also required the establishment of a new international banking system, engaging in block chain technology and digital currencies. Late in 2024, the system now works.

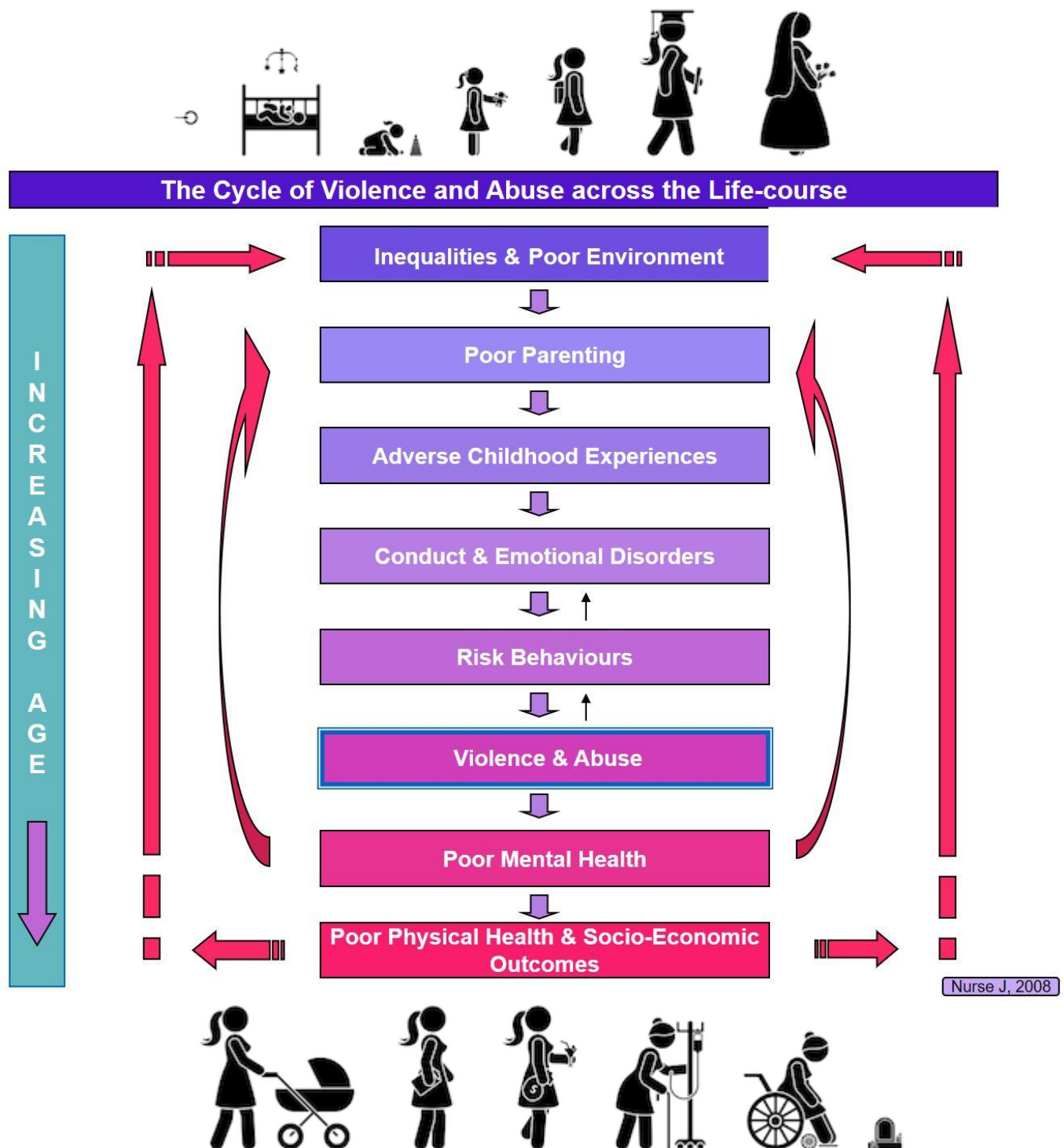
This enabling event will now underpin the delivery of what is required to progressively bring about the Great U-Turn for Earth's humanity which will take all of the next 1,000 years to unfold.

GREAT
 **-Turn**

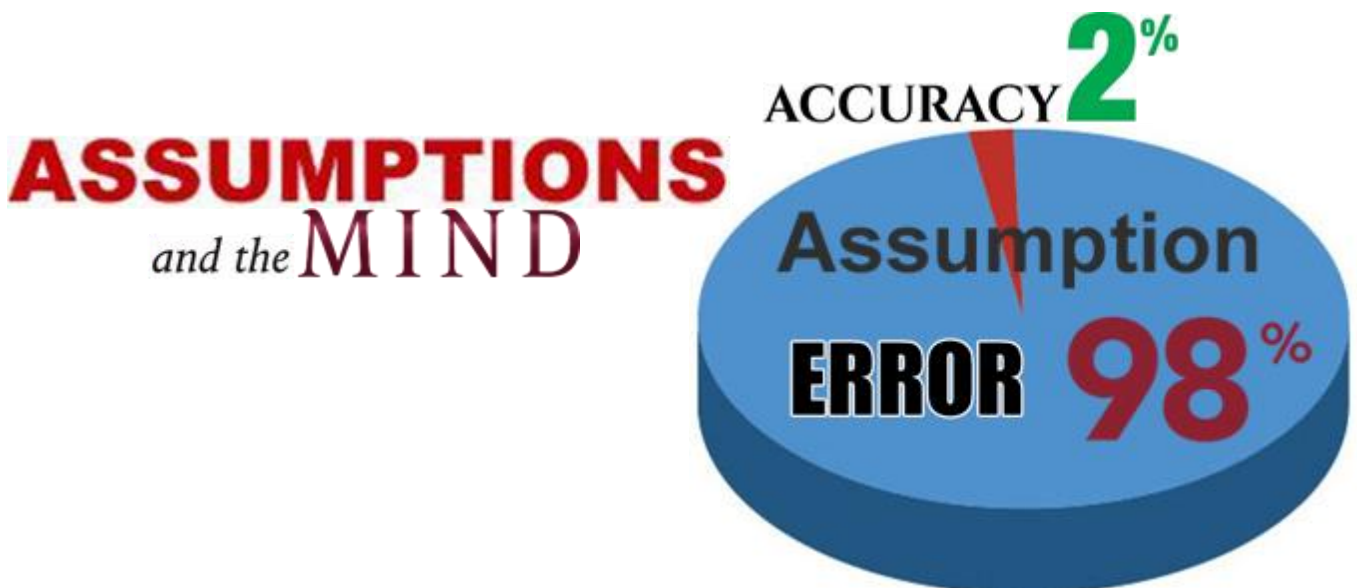
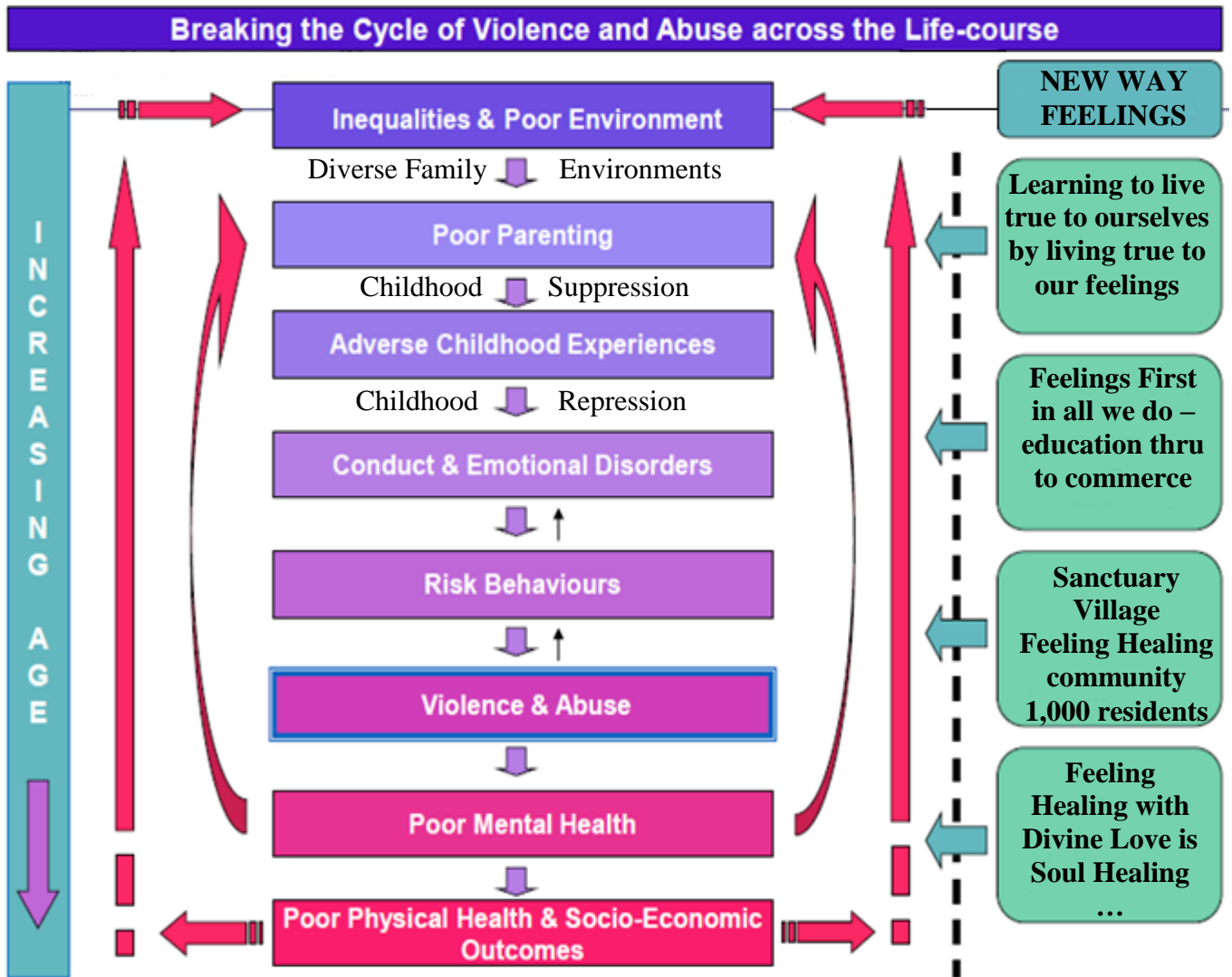
The Pascas Papers, being guidance, is what Earth's humanity is to progressively become aware of. There are more than 800 Pascas Papers amounting to more than 74,000 pages containing more than 21 million words (about half the volume of Encyclopaedia Britannica) are now available!

PAS
SCAS
PAPERS

LIFE IS FOR LEARNING



Seek **truth** from the cradle to the grave.



Psychic Barriers

'Submissiveness'

Submissiveness is observable with personalities that calibrate on Dr David Hawkins' Map of Consciousness (MoC) at 200 or below. Though they may be assertive, they readily submit and comply with authority and authoritarian domination.

Those having covert controlling agendas readily take advantage of this trait which is a psychic barrier imposed upon humanity by high level controllers thousands of years ago. These high level controllers imposed upon humanity a way of life and living that was and still is holding back the growth and development of all people on Earth. These high level controllers' agenda was to ensure that a growing number of subservient beings were available for their expansionary controlling agendas elsewhere.

Presently, 2024, the people of Afghanistan – 44 million – calibrate overall at 85 MoC. Of the 34 provinces, the highest is 100 and the lowest 75 MoC. Coincidentally, the population of USA – 330 million – calibrate overall at 405 MoC, however just over 50% of the people calibrate under 200 MoC.

The submissiveness of the Afghanistan people was demonstrated by their acceptance of the Taliban taking over control and government in August 2021 without any significant resistance. The leader of the Taliban calibrates at around 280 MoC. Coincidentally, the Republican Party nominee for President of United States of America also calibrates at around 280 MoC, and his platform is clearly attracting the support of the people of USA who calibrate under 200 MoC!

'Mind - Centricity'

Those same high level controllers back thousands of years ago seduced Earth's humanity to live Mind-Centric on the false premise that we could grow through our minds in greatness to become mini-gods!

While we live mind-centric and suppress our feelings and our true self, we cannot progress beyond 499 MoC on the Map of Consciousness. While we live this way, ignoring and suppressing our feelings we will continue to stagnate, engage in wars, incur discomfort, pain, illness and disease, suffering a life of living in a physical hell – we cannot evolve any further than what you see around you now every day.

All institutionalised systems are to be dismantled and through every aspect of life and living we are to consider our feelings which are always in truth. Living Feelings First and having our minds to follow in support of implementing what our feelings are prompting us to embrace will not only see people growing in truth and love, but also advancing beyond 500 MoC. Living feelings orientated has no limit to what we can achieve. Living in a Celestial soul condition state while being here in the physical on Earth is now possible for those who not only live feelings first, but embrace Feeling Healing and our Heavenly Mother and Father's Divine Love. Such a condition of living has now been achieved here on Earth for the first time in the total history of Earth's humanity, being of about 993,500 years.

These psychic barriers of submissiveness and living mind centric can only be put aside by introducing an open and free universal feelings orientated education system at all levels for all societies. This will slowly resolve all social issues and conflicts and bring about living a life of simplicity and truth worldwide.

Psychic Barriers

Barriers to our growth and development are the customs and norms passed down through the generations by our families and heritage. We each are infused with the errors of belief and emotional injuries of our parents and carers, thus, generation after generation calibrate on Dr Hawkins' Map of Consciousness at the same levels as one of our parents, should they calibrate differently.

Thus, until we step away from living like our parents, which is living mind-centric, no evolutionary growth is likely to unfold for societies around the world.

'Submissiveness'

'To put lower consciousness levels into context, it is helpful to know

that, according to consciousness research: **78%**, if not **85%**, of the people on the planet calibrate below 200 on the Map of Consciousness, and 50% of the United States calibrates below 200 on the Map.'

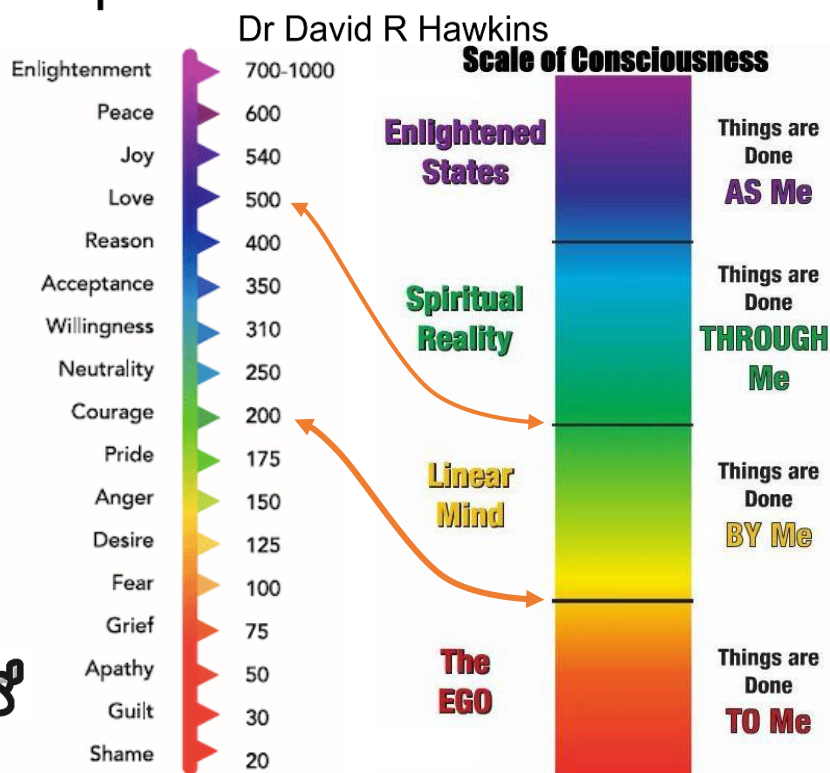
'**Things are done TO Me**' – that is those calibrating under **200 MoC** who submit to their environment and will of those imposing upon them. They are submissive to control and easily capitulate to coercive dominance without resistance. They readily capitulate to untruth and error, thus suffering greatly.

'Mind - Centricity'

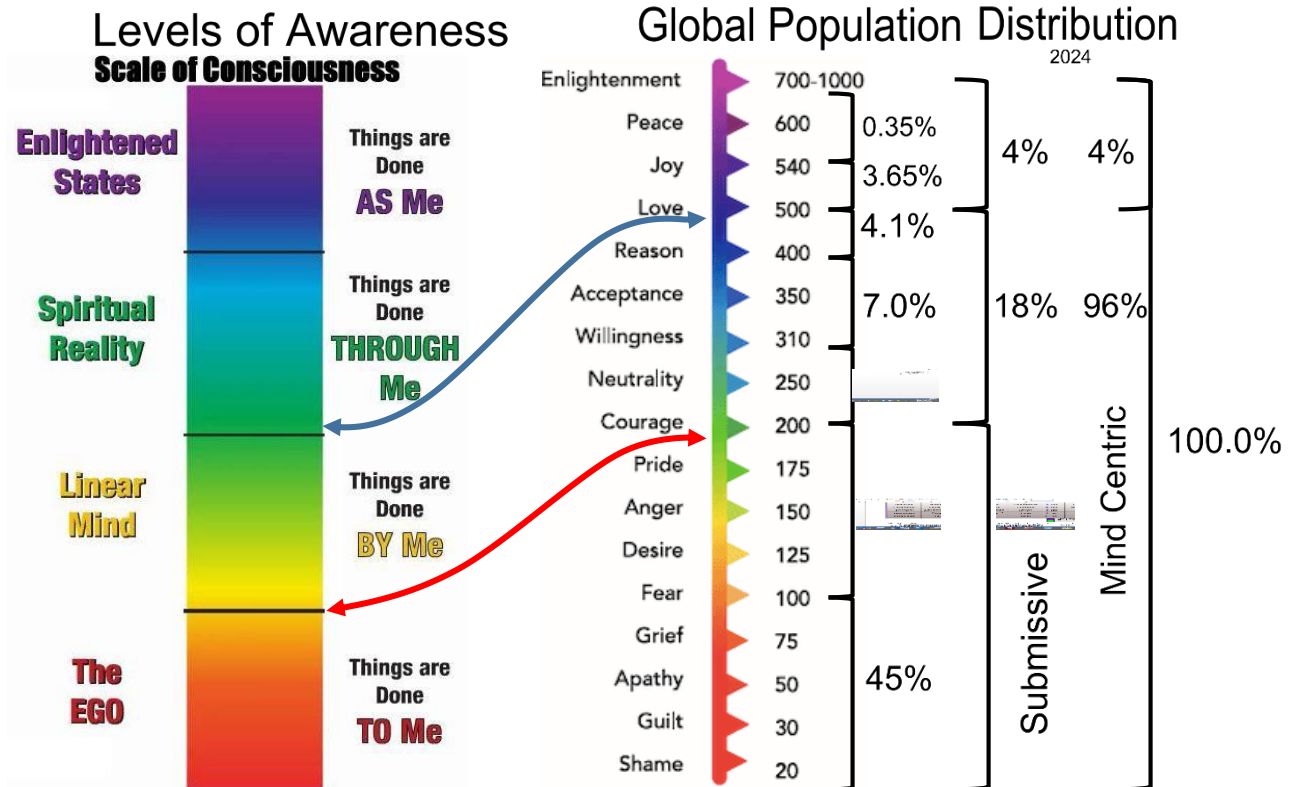
200,000 years ago we were submissive to the control of high level personalities who induced us to believe we could become mini-gods by believing that our minds could take us to those levels. Women are closer to their feelings and consequently males had to dominate and suppress women. Living mind-centric prevents us progressing beyond 499 MoC. Living mind-centric, '**Things are done BY Me**'. This glass ceiling can only be bridged by us embracing our feelings and living feelings first. Then through Feeling Healing and by embracing our Heavenly Mother and Father's Divine Love we can progress to Celestial Soul Condition while living here on Earth, which is beyond this Map of Consciousness scale.

Thus, these two distinct psychic barriers outline the cause of social issues and difficulties throughout societies and populations. The worldwide education systems actually prevent any consciousness growth and evolutionary progress. Only open and free universal feelings orientated education can erode these psychic barriers and bring about the freedom and progress that we all long for.

Map of Consciousness MoC



Map of Consciousness MoC

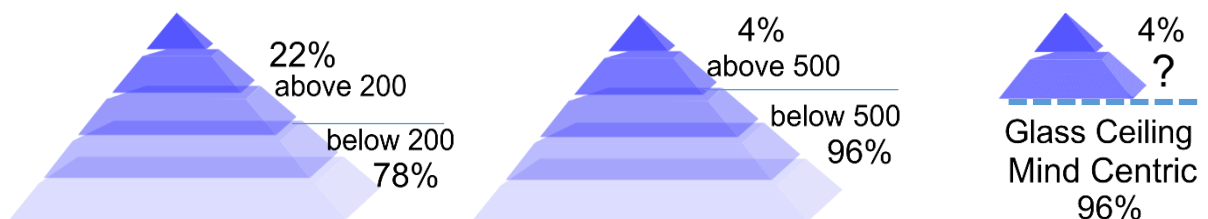


Note:

The Map of Consciousness (MoC) table is based on the common log of 10. It is not a numeric table.
 A calibration increase of 1 point is in fact a 10 fold increase in energy.
 A calibration increase of 10 points is in fact a 10,000,000,000 fold increase in energy.
 Thus the energy differentials are in fact enormous!

The collective power of those above consciousness level of 200 has the weight to counterbalance the negativity of those below 200 of the world's population – and also to raise the overall consciousness calibration of humanity! 'Power vs Force' Dr David R Hawkins P.234

One individual at level 700 MoC counterbalances	70 million individuals below level 200
One individual at level 600 MoC counterbalances	10 million individuals below level 200
One individual at level 500 MoC counterbalances	750,000 individuals below level 200
One individual at level 400 MoC counterbalances	400,000 individuals below level 200
One individual at level 300 MoC counterbalances	90,000 individuals below level 200



Until humanity begins to embrace their feelings, that is, accept and follow their feelings having their minds to follow in implementing what our feelings are prompting us to consider, then the malaise, the status quo of a hellish existence, will continue. We cannot bridge the glass ceiling of MoC 499 while living mind-centric. Universal, open and free, feelings orientated education worldwide is to be made available to bring about the awareness of living feelings first so that those who embrace can put aside the psychic barriers, the norms of generations gone by, and grow in truth and love thus lifting humanity out of the rebellion and default conditions that have prevailed for 200,000 years.

Kindly consider reading: www.pascashealth.com

then proceed to Library Download:

Pascas Care Letters – Family Shelters Abuse & Remedial
 Pascas Care Letters – Family Shelters Overview
 Pascas Care Letters – Family Shelters Per Capita Inequality
 Pascas Care Letters – Family Shelters Protection
 Pascas Care Letters – Family Shelters Social Housing
 Pascas Care Letters – Family Shelters Support Centre
 Pascas Care Letters – Family Shelters towards Liberation
 Pascas Care Letters – Homelessness Helping Hand
 Pascas Care Letters – Root Cause now to Pathway Forward
 Pascas Care Letters – Root Cause now to Pathway Forward (short)

Chaldi College Free to Learn Instinctively
 Chaldi College Free to Learn Pathway

Pascas Care Letters – Back to Basics
 Pascas Care Letters – Change
 Pascas Care Letters – Finalizers our Destiny
 Pascas Care Letters – Humanity is Addicted to Untruth
 Pascas Care Letters – Journey of Earth's Humanity
 Pascas Care Letters – Life is a Highway
 Pascas Care Letters – Live True to How You Truly Are
 Pascas Care Letters – Moving out of Healing
 Pascas Care Letters – My Customs Heritage and Nationality
 Pascas Care Letters – One Soul Two Personalities
 Pascas Care Letters – Psychology and Feeling Healing
 Pascas Care Letters – Spirit Evolution and Environmental Changes
 Pascas Care Letters – Transition & Assimilation following Death

Pascas Care – Death & Dying Transition & Assimilation Marjorie
 Pascas Care – Kinesiology Testing
 Pascas Care – Kinesiology Personality Traits
 Pascas Care – Kinesiology Submissiveness
 Pascas Care – Kinesiology Videos

Pascas Care Living Feelings First Adults
 Pascas Care Living Feelings First Children
 Pascas Care Living Feelings First Children Annexures
 Pascas Care Living Feelings First Children Discussions
 Pascas Care Living Feelings First Children Graphics
 Pascas Care Living Feelings First Drilling Deeper
 Pascas Care Living Feelings First Drilling Deeper Structures
 Pascas Care Living Feelings First Reference Centre



**John the
Typist**

Important recommended reading is:

by James Moncrief

The Rejected Ones – the Feminine Aspect of God

<http://divinelovesp.weebly.com/my-free-books-and-free-padgett-messages.html> ALSO at
<https://www.pascashealth.com/index.php/library.html?file=files/opensauce/Downloads/MEDICAL%20-%20SPIRITUAL%20REFERENCES/Rejected%20Ones%20via%20James%20Moncrief.pdf>

<http://www.pascashealth.com/index.php/library.html>

Library Download – Pascas Papers

All papers may be freely shared. The fortnightly mailouts are free to all, to be added into the mailout list, kindly provide your email address. info@pascashealth.com

Within the Library Download page within Pascas Care Letters at www.pascashealth.com kindly download the following two files:



[Pascas Care Letters Root Cause now to Pathway Forward.pdf](#)



[Pascas Care Letters Root Cause now to Pathway Forward short.pdf](#)

Important recommended reading is:

by James Moncrief

The Rejected Ones – the Feminine Aspect of God

<http://divinelovesp.weebly.com/my-free-books-and-free-padgett-messages.html> ALSO at <https://www.pascashealth.com/index.php/library.html?file=files/opensauce/Downloads/MEDICAL%20-%20SPIRITUAL%20REFERENCES/Rejected%20Ones%20via%20James%20Moncrief.pdf>

To liberate one's real self, one's will, being one's soul, is by embracing Feeling Healing so as to clear emotional injuries and errors. With the Divine Love, then one is also Soul Healing. We are to feel our feelings, identify what they are, accept and fully acknowledge that we're feeling them, express them fully, all whilst longing for the truth they are to show us.

Within the Library Download page within Pascas Care Letter at www.pascashealth.com kindly download the following:

- Pascas Care Letters – Family Shelters Abuse & Remedial
- Pascas Care Letters – Family Shelters Overview
- Pascas Care Letters – Family Shelters Protection
- Pascas Care Letters – Family Shelters Social Housing
- Pascas Care Letters – Family Shelters Support Centre
- Pascas Care Letters – Family Shelters towards Liberation



FURTHER READING:

Free downloads are from [www.pascashealth](http://www.pascashealth.com) in the Library Download page, scroll down for the PDFs:

PASCAS CARE PARENTING

Sam's Book – Parenting and Feeling Healing	Book I	Experience
Sam's Book – Parenting and Feeling Healing	Book II	Conception
Sam's Book – Parenting and Feeling Healing	Book III	Magic
Sam's Book – Parenting and Feeling Healing	Book IV	Nothingness
Sam's Book – Parenting and Feeling Healing	Book V	Setting Free
Sam's Book – Parenting and Feeling Healing	Book VI	Pain and Rage
Sam's Book – Parenting and Feeling Healing	Book VII	Vision
Sam's Book – Parenting and Feeling Healing	Book VIII	Childhood
Sam's Book – Parenting and Feeling Healing	Book IX	Self-Acceptance
Sam's Book – Parenting and Feeling Healing	Book X	Physical Illness

Pascas Care – Parenting Awareness
Pascas Care – Parenting Eureka Moment
Pascas Care – Parenting Feelings Supreme Guides
Pascas Care – Parenting Health Generation
Pascas Care – Parenting into the Abyss
Pascas Care – Parenting Rebellion

Important recommended reading is:

by James Moncrief

The Rejected Ones – the Feminine Aspect of God

<http://divinelovesp.weebly.com/my-free-books-and-free-padgett-messages.html> ALSO at
<https://www.pascashealth.com/index.php/library.html?file=files/opensauce/Downloads/MEDICAL%20-%20SPIRITUAL%20REFERENCES/Rejected%20Ones%20via%20James%20Moncrief.pdf>



Mind Centric Way

Feelings First Freedom

Primary recommended reading:	consider commencing with:	Paul – City of Light and Sage – and the Healing Angels of Light	
The Rejected Ones	2002 – 2003	xxx	– James Moncrief
Messages from Mary & Jesus	2003	xxx	– James Moncrief
Soul Light from Zelmar Melchizedek	2003	xxx	– James Moncrief
Paul – City of Light	2005	xxx	– James Moncrief
Feeling Healing	2017		– James Moncrief
Religion of Feelings	2017		– James Moncrief
Mary Magdalene and Jesus' comments on the Padgett Messages	2007 – 2010	xxx	– James Moncrief
Speaking with Mary Magdalene & Jesus	2013 – 2014	xxx	– James Moncrief
Sage and the Healing Angels of Light	2017	xxx	– James Moncrief
Road map of Universe and history of Universe:			
The Urantia Book	1925 – 1935	xxx	as primary reading
Divine Love supporting reading:			
Revelations	1954 – 1963		– Dr Daniel Samuels
Judas of Kerioth	2001 – 2003		– Geoff Cutler
The Book of Truths	1914 – 1923	xxx	– Joseph Babinsky
containing the Padgett Messages or Little Book of Truths			– Joseph Babinsky
True Gospel Revealed anew by Jesus Vol I, II, III, IV		xxx	– Geoff Cutler
Available generally from:			
www.lulu.com	www.amazon.com	www.bookdepository.com	
For Divine Love focused websites and forums:			
Pascas Health:	http://www.pascashealth.com/index.php/library.html		
Spiritual Development:	http://new-birth.net/spiritual-subjects/		
Padgett Books:	http://new-birth.net/padgetts-messages/		
http://divinelovesp.weebly.com/my-free-books-and-free-padgett-messages.htm			

BIBLIOGRAPHY NOTE:

James Moncrief has written numerous books and prepared numerous movie scripts. Incorporated here are primary writings.

Pascas has 750+ supportive 'Pascas Papers' accessible in Library Download at www.pascashealth.com

Pascas Primary publications being:

U-Turn for Humanity Pascas reveals New Feelings Way
 U-Turn for Humanity pathway being New Feelings Way
 U-Turn for Humanity shutting hells through New Feelings Way
 U-Turn for Humanity simple is what Life is meant to be
 U-Turn for Humanity soul light and New Feelings Way
 U-Turn for Humanity through the New Feelings Way
 U-Turn for Humanity treacherous assumptions New Feelings Way
 U-Turn for Humanity unfolding the New Feelings Way
 Universal Gift – Feeling Healing with Divine Love
 Feeling Healing and Divine Love Discussion Prompts
 Pascas Care Death & Dying Transition & Assimilation Marjorie

Selected Pascas Papers, as noted below, can be downloaded from www.pascashealth.com from within the Library Download page.

James Moncrief's books, the Padgett Messages and The Urantia Book at:

DIVINE LOVE SPIRITUALITY – DLS:

<http://divinelovesp.weebly.com/my-free-books-and-free-padgett-messages.html>

All Padgett Messages (for condensed versions – see below) 1914 – 1923 Pages 945
The Urantia Book (see suggested papers to read below)

James Moncrief Books:

	MoC		
The Rejected Ones – the Feminine Aspect of God	1,490	Nov 2002 – Jan 2003	228
Messages from Mary and Jesus book 1	1,485	Feb – Apr 2003	189
Messages from Mary and Jesus book 2	1,485	Apr – Oct 2003	170
Soul Light from Zelmar, a Melchizedek, books 1 and 2	1,480	May – Sep 2003	480
Mary Magdalene and Jesus' comments on the Padgett Messages – book 1		Aug 2007	164
Messages from 31 May 1914 – 12 January 1915	1,495		
Mary Magdalene and Jesus' comments on the Padgett Messages – book 2		Sep 2010	177
Messages from 13 January 1915 – 29 August 1915	1,494		
Speaking with Mary Magdalene and Jesus blog – book 1	1,490	Jan – Apr 2013	206
Speaking with Mary Magdalene and Jesus blog – book 2	1,489	Apr – May 2013	229
Speaking with Mary Magdalene and Jesus blog – book 3	1,490	Oct – Jan 2014	187
Speaking with Mary Magdalene and Jesus blog – book 4	1,491	Jan – May 2014	191
Mary Magdalene comments on Revelation from the Bible KJV	1,485	Dec 2013 – Jan 2014	84
This group being pages of			2,305

Paul – City of Light	1,488.5	2005	149
Ann and Terry		2013	235
Feeling bad? Bad Feelings are GOOD!	feeling-healing book 1	2006	179
Feeling bad will make you feel BETTER – Eventually!	feeling-healing book 2	2006	159
Breaking the Golden Rule.	feeling-healing book 3	2006	168
Feeling-Healing exercises, and other healing points to consider.		2009	175
Cathy and Mark – a novel introducing Feeling-Healing.		2010	151
Introduction course to Divine Love Spirituality		2006	139
Speaking with the Dead, Death and Dying		2009	173
Spirits and their Childhood Repression Healing		2010	179
With Verna – a nature spirit		2008	279
Communication with spirits – meet a spirit friend		2010	37
Introduction to Divine Love Spirituality website			362
Sage – and the Healing Angels of Light		2017	260
Divine Love Spirituality	1,500	2017	201
Feeling Healing – you can heal yourself through your feelings		2017	153
Religion of Feelings	1,500	2017	47

This group being pages of 3,046

Religion of Feelings

Introduction to Divine Love Spirituality

Main website of DLS

Childhood Repression website

DLS and CR forum

<http://withmarymagdaleneandjesus.weebly.com/blog---and-free-books-speaking-with-mary-and-jesus>

<http://religionoffeelings.weebly.com/>

<http://dls spirituality.weebly.com/>

<http://divinelovesp.weebly.com/>

<http://childhoodrepression.weebly.com/>

<http://dlscr.freeforums.net/>

FEELING HEALING and SOUL HEALING with the DIVINE LOVE:

James Moncrief Publications:

all publications are free downloads:

<http://divinelovesp.weebly.com/my-free-books-and-free-padgett-messages.html>

It is suggested for one to consider reading as follows:

Speaking with Mary Magdalene and Jesus – books 1 – 4

These four books encapsulate the second of the revelations with the first having been introduced by James Padgett one hundred years previously. These four books provide a wide range of guidance that has never previously been made available.

Soul Light – books 1 and 2

A Melchizedek, Zelmar, sums up how we are to heal ourselves and ascend to Paradise.

Paul – City of Light

As a gentle intro into the Divine Love and Healing; being James Moncrief's first novel.

Ann and Terry

An example for people who might want to immediately start working on themselves and doing their Healing.

Feeling Bad? Bad Feelings are GOOD

For more understanding about our denial of our feelings and why we should not deny our feelings, and it includes how it all came about for James, using himself as an example.

Feeling bad will make you feel BETTER – Eventually!

This includes specific examples of Marion and James working on expressing particular bad feelings, again with the hope that it will help others gain something of an idea as to what's involved in doing your Feeling Healing.

Sage – and the Healing Angels of Light

Through Sage who's 13 years old, the story is primarily about the two aspects of healing; that being, with the help of our angels, and the full Healing we can do by looking to our feelings for their truth.

Religion of Feelings

Welcome to LOVE – the Religion of Feelings

Feeling Healing

you can heal yourself through your feelings

So these books, including the four Speaking with Mary Magdalene and Jesus books, provide the essence of it all and are examples of James' work. Then it's up to whatever takes one's fancy. Other reading to consider may include:

The Padgett Messages being published as:

The True Gospel Revealed Anew by Jesus volumes 1 – 4

Book of Truths by Joseph Babinsky

The Urantia Book

Release one's pain through expressing one's feelings.

in conjunction with

Longing for the Truth when also longing for Divine Love.

FEELING HEALING with DIVINE LOVE is SOUL HEALING:

A collection of 'papers' that draw together specific topics including all of the above and more from other sources of information and revelation designed to help increase one's awareness about why we have the problems we do and how to heal them, all whilst living a more healthy and sustainable life. They provide a brief snapshot of the more complicated topics and issues.

**Firstly, consider discovering the truth of your emotional pain through Feeling Healing.
Secondly, consider longing for our Heavenly Parents' Love as you progress with your healing.
Primary and most important readings are the writings of James Moncrief.
Then consider the Padgett Messages, and then The Urantia Book.**

Pascas Papers, being free, are located within the Library Download [www.pascashealth.com](http://www.pascashealth.com/index.php/library.html)
<http://www.pascashealth.com/index.php/library.html>

PASCAS – document schedule.pdf **downloadable index to all 550+ Pascas Papers.**

FH denotes Feeling Healing; SH denotes Soul Healing, which is: Feeling Healing with the Divine Love; DL denotes Divine Love – living with the Love.

PASCAS INTRODUCTION NOTES: *All papers below can be found at Library Download link.*

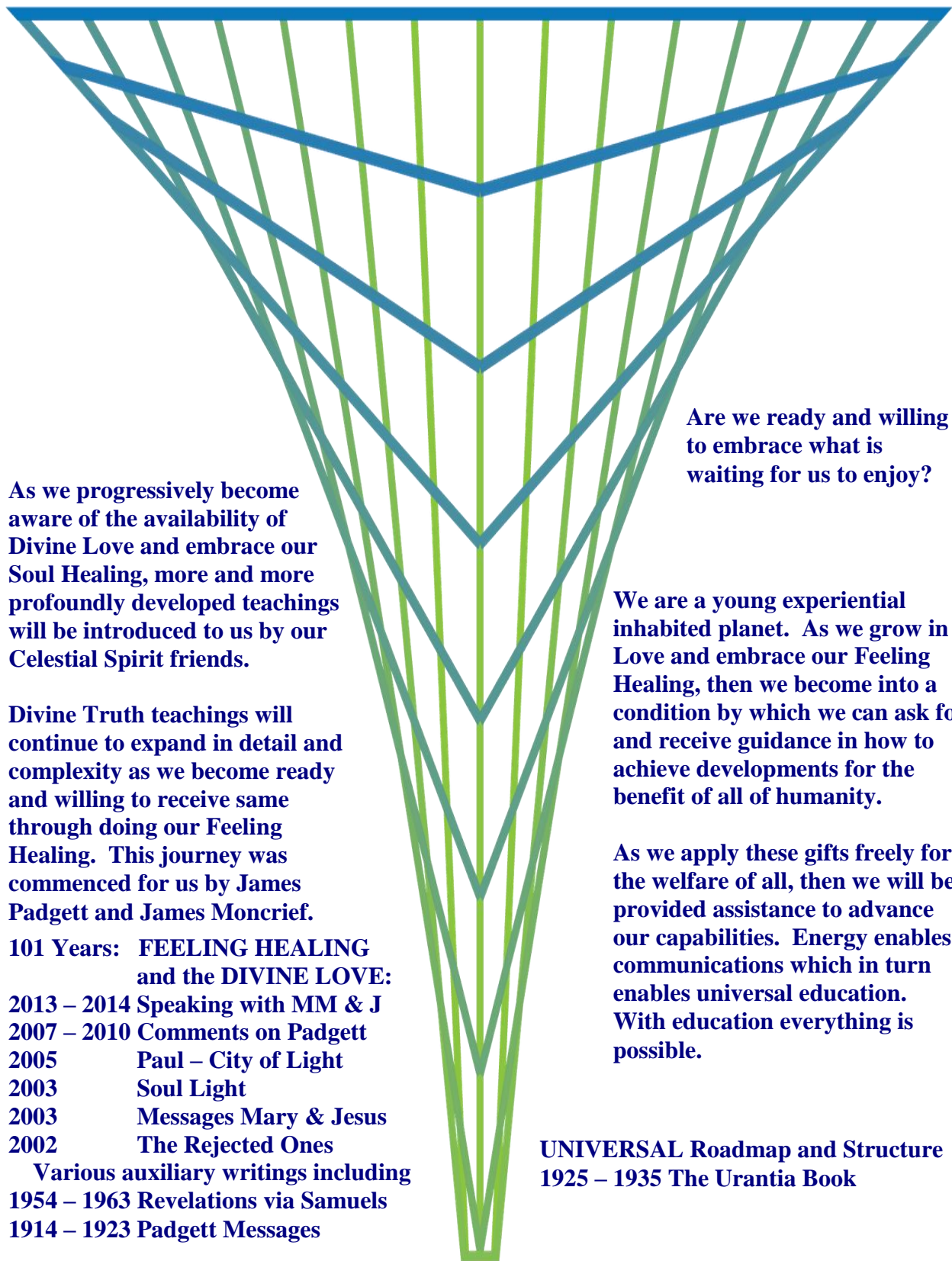
Pascas Care Letters A Huge Upturn
Pascas Care Letters Big Revelation
Pascas Care Letters Feeling Healing Benefits Children
Pascas Care Letters Feeling Healing Way
Pascas Care Letters Little Children
Pascas Care Letters Women's Liberation and Mother

MEDICAL – EMOTIONS:

Pascas Care – Feeling Healing
Pascas Care – Feeling Healing All is Within
Pascas Care – Feeling Healing and Health
Pascas Care – Feeling Healing and History
Pascas Care – Feeling Healing and Parenting
Pascas Care – Feeling Healing and Rebellion
Pascas Care – Feeling Healing and Starting
Pascas Care – Feeling Healing and Will
Pascas Care – Feeling Healing Angel Assistance
Pascas Care – Feeling Healing Being Unloved
Pascas Care – Feeling Healing Child Control
Pascas Care – Feeling Healing Childhood Repression
Pascas Care – Feeling Healing End Times
Pascas Care – Feeling Healing is Rebelling
Pascas Care – Feeling Healing Live True
Pascas Care – Feeling Healing Mary Speaks
Pascas Care – Feeling Healing My Soul
Pascas Care – Feeling Healing Perfect State
Pascas Care – Feeling Healing Revelations X 2
Pascas Care – Feeling Healing the Future
Pascas Care – Feeling Healing Trust Yourself
Pascas Care – Feeling Healing Versus Cult

**PASCAS
PAPERS**

DIVINE LOVE and DIVINE TRUTH Revelations and Teachings escalating:



**Before the revelation of
Feeling Healing, and with
Divine Love, Soul Healing, we have
been withheld in mediocrity!**

**It is now possible to smash
through the Glass Ceiling to infinite
growth in Truth and Love!**



Living Feelings First!
 INTUITIVE
 INSIGHTFULNESS
 DYNAMIC
 NATURAL INTELLIGENCE
 SPONTANEOUS
 VIBRANCY
 foresightful
Wisdom & Truth
 FREEDOM
 EQUALITY